

Watermark

www.WatercolorSocietyofOregon.com

Watercolor Society of Oregon

Vol XXXVII, No. 4

November 2015

50 YEARS AND STILL BLOOMING



Oregon Garden Resort, Silverton April 8, 9 & 10

By Kara Pilcher

Come bloom with us! Mark your calendar for painting, learning, inspiration, and celebration at the Oregon Garden Resort, April 8-10, 2016, at Silverton, Oregon. Co-chairs Jean Lea and Kara Pilcher, together with our WSO Historian Kathy Tiger, are planning a fabulous weekend to celebrate WSO's 50th Anniversary. Our show will hang in the Lodge at the Oregon Garden from April 8 - May 23. Tourists from all over the state and beyond will be able to marvel at our Members' talent. For 50 years, WSO has nurtured and grown its membership to nearly 900 members by providing classes and workshops at each convention, a media library, critique groups, as well as inspiration and comradery. With each convention we have set our sights higher with challenging



competitions that resulted in 20 award-winning aqueous media paintings traveling around the state to various venues.

Nearly all of our activities will be held at the Oregon Garden Resort. Please make your room reservations as quickly as possible as a *limited* number of rooms have been reserved. You will also have the opportunity to explore charming, historical, and art filled Silverton. You can come a bit early on Friday and take a tour of local artists' studios. Then you will be on your own for dinner on the town. If you would like to meet up with other WSO members, there will be WSO hosts at various restaurants throughout Silverton. You can dine with old WSO friends and meet new ones. But don't eat dessert. *See Silverton - page 9*

Kathleen Conover Juror and Workshop Instructor



2016 Spring Convention Workshop, April 11-15

By Kara Pilcher

With pleasure, WSO welcomes Kathleen Conover back to Oregon. She was here several years ago leading a workshop at Menucha, and members raved about her teaching, paintings, and fun personality.

Kathleen painted at an early age in Southern California's environment of prominent artists, museums, and galleries. She studied at San Diego State University, finished her BA at UW in Seattle, and earned her Master of Arts at Northern Michigan University. Over the next decade she studied with American master watercolor artists. You only have to look at her dynamic paintings to recognize that she is now an American master watercolor painter. Internationally she is recognized as such, with invitations to exhibit, judge,

See Juror - page 11

Watermark

Watermark is the newsletter of the Watercolor Society of Oregon and is published quarterly in February, May, August, and November.

WSO PRESIDENT:

Rob Robinson
6395 Chapman Court, SW
Albany, OR 97321-3711

NEWSLETTER EDITOR:

Send articles and images that are of general interest to the WSO membership to the editor via email and file attachments. The due date for the February issue of Watermark is January 15, 2016.

Sue Anne Seckora
2750 SW 325th Ave
Hillsboro, OR 97123

NEWSLETTER DESIGN & ADVERTISING:

Send advertisements and payment to:

GRAPHICUS

Attn: Paul Bourgault
89467 Territorial Road
Elmira, OR 97437-9748

ROSTER CHANGES:

Mila Raphael
2311 SE 58th Avenue
Portland, OR 97215

NEW MEMBER INFORMATION:

Diane Pinney
2545 Terwilliger Blvd #420
Portland, OR 97201

Enclosed with this issue:

1. Fall Exhibition
2. New Member List
3. Roster Changes (*insert*)
4. Prospectus for Spring Show in Silverton

Please contact Mila Raphael for any missing items. 503-915-2560



Visit the WSO web site...

www.WatercolorSocietyofOregon.com

Join the WSO Yahoo Group!

Send an email to

WCSocietyofOregon-subscribe@YahooGroups.com

Say "please add me to group" and include your full name and whether you're an active or subscriber member.



Rob Robinson
President

THE PRESIDENT'S MESSAGE

Wow! What an exciting time to become the new president of WSO and such an exciting time for all of us to be members of such a superb organization!

The Wild West convention at Hermiston was a lot of fun and a great learning experience with juror and instructor, Ratindra Das, along with all of the interesting and enjoyable sessions put together by Mary Corp, Connie Athman, and the whole team. Be sure to look for the photos on the following pages for the characters involved in the Deadwood Murder Mystery organized by Jayne Ferlitsch. Seeing all of the creative outfits was a highlight of the Saturday evening banquet. Ratindra

selected an excellent show which graces the hallways of the beautiful new Blue Mountain Community College. It is always such a pleasure to see the full 80 paintings in the exhibit, but if you don't get the chance to see the show in Hermiston, be sure to see the 20 award winners in the traveling show. Thanks SO much to everyone who pitched in to help make this a delightful event.

As we ride off into the sunset after the Hermiston convention, we look forward to a really big celebration at the 2016 Spring Convention. WSO will be celebrating its 50th anniversary at the Oregon Garden and Silverton. It will be a tremendous opportunity to learn about the history of the Society since its inception in 1966. I know one founding member will be there with stories to tell, and we hope to have many long-time members attending. The location is superb for a watercolor convention. I'm sure that many of you have been to the Oregon Garden and Silverton, but those who haven't (and those who have) are in for a treat. Come join the party.

Next fall, we will be getting together in Oregon City with internationally famous Italian artist, Francesco Fontana, as our juror and instructor. What a great opportunity to be able to learn from this master here in Oregon rather than having to travel a long way to do so.

Then, as I hand off the job of president to Kathryn Damon-Dawson next October, we will be gearing up for the 2017 Spring Convention in Eugene, which will include both the Western Federation of Watercolor Societies and WSO. The dual exhibition will be held in the fabulous Jordan Schnitzer Museum of Art. Everyone who attends this convention will have the chance to see two amazing watercolor exhibits at the same location.

We have so many great things to look forward to. And if you think of some way we can make WSO even better, please don't hesitate to share your ideas with the board and me. Thanks very much to all who have volunteered their time and efforts during the past year and to those taking new positions with the board and committees.

IN THIS ISSUE

President's Message	2	Kathleen Conover - Juror and	
Past Presidents Message	3	Workshop Instructor	1, 11
Board Action	3	Workshop Registration Form	11
New Board Members	4	Recap of Hermiston Convention	12-26
Convention Council Report	4	Exhibition Schedule	26
Education Council Report	5-6	Traveling Show Report	26-27
Do Your Duty - Pay Your Dues	6	WFWS Report	27
100 Club Report	7	Looking Ahead	27
WSO Outstanding Service Award	7	Kudos	28-29
Merit Awards	7	Logo Merchandise Report	30
New Members	8	Video Rental Report	31
The Way We Were	9		

Spring Convention Oregon Garden - Silverton

Cover Story by Kara Pilcher 1, 9-11

WSO 50th Birthday Invitation 10

Photo Credits: Hyon Fielding, Lynda Hoffman-Snodgrass, Linda Rothchild Ollis, Paul Bourgault, Jayne Ferlitsch, Sarah Bouwsma, Lynn Powers, Charlie Anderson, Sharon Rackham King, Charlotte Peterson, Anji Grainger, Margaret Godfrey, Steve Ludeman, Karen Kramer, Sharla Sevy, Kathie McEvers and Mary Kitzerow

PAST PRESIDENT'S MESSAGE

By Linda Nye

Being the President of Watercolor Society of Oregon was an honor and just plain fun. As I reminisce over my year as your President here are some of the highlights:

The entire Board of volunteers has never been more hardworking and responsible. We have initiated a number of new things to benefit all our members. Registering for our conventions online through Constant Contact has worked well. Using Facebook for all Board member reports has kept us well informed. An exciting new position, Volunteer Coordinator, is going to provide the leadership which will make sure both new and old members can be involved with WSO in a variety of opportunities and levels of commitment.

The Watercolor Society of Oregon is well respected all over the United States. This respect is a result of all the members who generously volunteer for all levels of commitment. A great big THANK YOU to all of you for being a member of our wonderfully rewarding organization.



track the skills of WSO members and recruit a variety of people to serve. Seems like the same people are always being asked, and we are in danger of burning them out. Currently the Past President is responsible for recruiting replacements. The Past President can continue to do this, but will have a larger pool of volunteers to recruit from once the Volunteer Coordinator position is up and running. The two positions will support each other. Proposal: WSO should adopt a new position which can operate under Membership Council, entitled "Volunteer Coordinator." Mila moved to approve the creation of "Volunteer Coordinator." Ruth seconded. Motion passed.

Administrative Council

Report: Historian Kathy Tiger proposed paying for Tom Allen and his wife so they can enjoy the 50th Anniversary of WSO. Tom is one of the charter members of WSO and is responsible for OSU agreeing to archive the WSO collection of memorabilia. He is also the main subject of the WSO video filmed by Mila Raphael's grandson, Sutton Raphael, which will be shown at the Silverton convention. Mila moved that WSO pay for the banquet and one night at the Oregon Garden Resort for Tom Allen and his wife. Beth seconded. Motion passed.

Western Federation of

Watercolor Societies: Ruth would like the member who will be WSO President in 2017 to come to the WFWS in Colorado. WSO would pay for the expense. Anji moved that the 2017 WSO President's expenses for traveling to WFWS in Colorado (June 2016) be paid for by WSO. Ruth seconded. Motion passed.

Meeting was adjourned at 9:00pm.

BOARD ACTION



By Jayne Ferlitsch,
Secretary

President Linda Nye called the board meeting to order on October 2, 2015, at 7:05 pm. Eleven board members and 12

committee members were present.

Secretary's Report: Anji Grainger made a motion to accept the past minutes. Mila Raphael seconded. Motion passed.

Treasurer's Report: Peg Patterson, Usable balance: \$71,726.96 with \$19,000 in checking.

Past-President's Report: Anji Grainger reported the following changes in WSO board and committee positions: **Kathryn Damon Dawson** agreed to run for Vice President. Anji will become the Convention Council/Consultant replacing Beth Verheyden as her term has ended. Jenny Armitage will take over

the Merit Awards program from Chris Keylock Williams. Barb Sulek will do the Convention Pre-Registration job starting with the Spring 2016 Convention. Suzi Blaisdell will take over the Juror Liaison position from Lynn Powers as well as still doing the Online Entry Coordination position.

Convention Consultant's Report: Member-At-Large Beth Verheyden, Convention Chairs and Locations are needed for the 2018 Spring and Fall Conventions. The jurors have already been contracted.

Clarification of what is acceptable for paintings submitted for the Fall Watercolor Exhibition was discussed. Proposal: Policy X.B.4.a. should have the following added: "Watermedia shall consist of paintings that are predominantly watercolor." Ruth Armitage moved to accept the proposal as worded. Anji seconded. Motion passed.

WSO needs a person who can track the needs of the Council Chairs,



Our busy WSO volunteer board members and committee chairs taking care of business at the Board Meeting in Hermiston.

Paul Bourgault

NEW BOARD MEMBERS

By Linda Nye

We are fortunate to have four Board Members taking new positions. At the 2015 Fall Business Meeting we elected Rob Robinson as our new President, Kathryn Damon-Dawson as the Vice President, and Anji Grainger as our new Convention/Show Consultant, and I will take the position of Past-President. Learn more about them by reading the following bios.



Rob Robinson, President



Kathryn Damon-Dawson,
Vice President



Anji Grainger,
Convention Council

Rob Robinson - President

Before joining the WSO Board as VP last year, Rob served and continues to serve with WSO's online efforts, including eight years as Webmaster, constructing the first online exhibition entry system, and setting up the latest online convention pre-registration system. Rob has been a member of WSO since 2003 and won WSO's Outstanding Service Award in 2012. In addition, in 2013 Stephanie Low and Rob were co-chairs for the 2013 WSO Spring Convention in Albany.

Rob is also a member of Gallery Calapooia in Albany, Oregon and serves as Webmaster and newsletter writer.

About his artwork Rob says, "Depending on my intentions with a particular piece, I like using watermedia and collage as the main physical ingredients in my artwork. Artwork can offer a lot of opportunities for exploration and the material used to make it is certainly an interesting avenue to explore."

Kathryn Damon-Dawson - Vice President

Kathryn has been a member of WSO since 2000. She chaired the 2008 WSO Fall Convention in Florence. She is also a founding member/owner of Backstreet Gallery Co-op in Florence, OR, as well as a member of Florence Regional Arts Association.

Kathryn graduated from Kent State University and University of Oregon with degrees in Speech Language Pathology. This profession took her to Northern British Columbia and Alaska where she experienced intimate contact with the natural world, which she photographed and drew.

Kathryn's studio overlooks Siltcoos Lake and is nestled within a

mature forest. Of her artwork she says, "My paintings are reflective of my observation of the natural world. My process is evolving and inspiration comes during meditation while lap swimming and during the painting process." She has also collaborated with two granddaughters on a children's book, "Dogs, Crows and the Corn-Chip Dance."

Linda Nye - Past-President

Linda lives in Portland, Oregon, and has been a member of WSO for 23 years. She has volunteered in many ways including Convention/Show Consultant for four years, Membership Dues & Roster for two years, Member-at-Large four years, and Convention Co-Chair of the Tigard Convention in 2007, and has completed her year as WSO President. She is an active member of the Village Gallery of Arts in Portland.

Anji Grainger - Convention Council/Convention Consultant

Anji joined WSO in 2008. She served WSO as President in 2013-2014. She has also been President of the WSO 100 Club.

Anji is a member of the Painters Showcase and a juried member of the Oregon Society of Artists. Her works have received awards many times, including a third place award for "Translucent Light" at the 2015 WSO Spring Experimental Show, as well as five People's Choice Awards. Anji is also an experienced instructor who enjoys helping all levels of her students "achieve their artistic potential."

In Anji's own words about her art she says, "My hope is that the viewer will be drawn into my work with a new vision, wondering what lies within, and perhaps the next time they walk in the outdoors, they will take the time to look closely at the jewels of nature around



YOUR PURCHASES SUPPORT
UO STUDENTS, FACULTY & STAFF.

The Duck Store

Local. Independent.

Oregon's largest art supply store
south of Portland.

OPEN DAILY | 895 E. 13th Ave
Eugene, OR 97403

THE DUCK STORE
541.346.4331 • UODuckStore.com

“IS IT ACCEPTABLE OR NOT?”



By Beth Verheyden,
Convention Consultant

The emails in my Inbox this fall from fellow WSO members have been full of

questions about what mediums are acceptable for the Fall Show:

- I've used water-soluble **pastels** in my painting that I'd like to submit to the Fall show. Are they acceptable?"
- I'm a fairly new member and would like to know a little more about **what qualifies as "transparent"** for the Fall Show."
- "Are marks on the work with **Caran D'Ache Neocolor II crayons** acceptable? They're soluble in water."
- "What about **black ink** (not permanent) that dissolves in water? Is that acceptable for the Fall Show?"
- "Oops! My brush found its way into some leftover **iridescent medium** on my palette by accident, but it lifts with water. Will that disqualify my painting for submission to the Fall Show?"

These are all great questions, and it's understandable why they were asked. Our Policies give some clarification on the answers. Found in your Membership Roster & Handbook on page 39, Paragraph B., 4 (a) reads, in part: "There shall be a watercolor exhibition in the fall. The Fall Watercolor Exhibition is open to watermedia that can be reactivated by water. The Watercolor Exhibition will not accept acrylic, gesso, pastel, collage, or ink. No embossing permitted. Varnished work is not eligible."

Our Policies are clear in regard to the specific mediums that are *not* acceptable for the Fall Show (i.e. acrylic, gesso, pastel, collage, and ink). But what if any of those mediums are water-soluble? And what if they can be re-activated with water? Wouldn't that make them acceptable under one part of the written Policy? Well, I took that question to the Board and received a clear-cut response. **The part of the written Policy that trumps over other parts is the specific list of non-acceptable mediums: acrylic, gesso, pastel, collage and ink.** Whether or not they can be re-activated with water is not the bottom line; the type of medium used is

the bottom line. So pay close attention to your Prospectus for each Show. They are different. Read, read, and then read some more. Keep track of what mediums you've used in every painting.

One more thing you need to know: the Fall Show no longer goes by "Transparent." As long as your (Fall Show) painting is **predominantly watercolor**, you can use transparent and opaque watercolor, gouache, or watercolor pencil. Hurray!

Anji Grainger will be replacing me as Convention Consultant, so your questions can be directed to her in the future. She will be a great resource of information for you. I know she will do a fantastic job.

In closing and because this is my last Watermark article for a while, I want to let you know that I've enjoyed getting to know so many of you. I hope you continue to paint often and with purpose. See you in Silverton.

All my best, Beth

EDUCATION COUNCIL REPORT

By Margaret Godfrey

Two critique groups took advantage of the WSO Critique Group Workshop Grant monies available for small workshops this summer. WSO members living in areas outside of the metro areas are encouraged to take advantage of the opportunity to have a workshop close to home. The details for setting up the workshop are on the WSO website under **Forms**.

Until now, there has not been a written policy for the WSO Critique Group Workshop Grant in the WSO Membership Roster & Handbook. That has been remedied with the creation of a new section under **Policy VIII. Education Policies** explaining the WSO Critique Group Workshop Grant. The new section will appear in the 2016 Roster.

Color Wheels Workshop with Iain Stewart

By Susan Lyslo, Colorwheels Critique Group (West Linn & Lake Oswego) Coordinator


Fifteen WSO Members participated in a 2-day workshop with instructor Iain

Stewart. We held it at a church fellowship room in Gladstone. He painted a cityscape one day and a seascape the next. He emphasized that we should simplify as we paint but still make the painting interesting. He demoed each day, and we painted along with him, using his photos. He shared many of his techniques that work well for him.

Iain Stewart is a great teacher; warm, open, and entertaining. He would often say, "Don't let your painting be sassy to you! or Don't let it sass you!", a very southern thing to say. (He lives in Alabama.) We all learned many new things, as well as refining what we already knew.

The workshop was a great success.

Volume Two The Art of Katheryn Davis



Now Available!

Volume Two's 350 pages display some 380 paintings and sketches not in the first book. The 8-1/2 x 11 hardcover book is professionally printed in full color. A limited number of books are available at the actual cost of printing and binding.

\$110.00 + \$6.50 s/h per copy.
Send Check or Money Order to:

Quiet Waters Publishing
89190 Sherwood Island Road
Florence, OR 97439
541-997-8940

For Credit Card Orders, go to:
www.katheryndavis.com
Use the PayPal order/pay links.

Former WSO President Offers Workshop

By Sue Anne Seckora

Caroline Buchanan, who was president of WSO from 1979-81, is offering **Layering for Rich Colors and Achieving Color-Filled Darks** workshop at Corvallis Arts Center February 27 - 29, 2016 from 9:30 am to 3:30 pm; bring a brown bag lunch. The cost is \$225. For more information and registration please contact Caroline at www.buchananwatercolors.com.



Dreams Abandon by Caroline Buchanan

Liz Walker's Experimental Marbling Workshop Delights Fresh Eyes Critique Group

By Sue Anne Seckora, Fresh Eyes Critique Group (Hillsboro) Coordinator

Members of the Fresh Eyes Critique Group of Hillsboro wonderfully gazed at the rich variety of colored and patterned paintings **From Pattern to Painting: The Art of the Marbled Surface** show at the 2nd floor gallery of the Hillsboro Main Library. WSO Member and instructor Liz Walker was among those artists showing her paintings. It didn't take long before the critique group decided to invite Liz to include the critique group in one of her marbling workshops.

Brightly colored papers fluttered in the breeze from the lines stretched from tree to tree in the parking lot and along the sidewalk of David Hooten's Beaverton studio. Several people stopped to admire them, and a few came into the building to see what was going on. They walked into the large studio, which was covered from floor to tables with plastic tarps, and curiously gazed at the eight participants of **Liz Walker's Experimental Marbling Workshop** lifting out the brightly colored papers from large trays.

Liz is an excellent instructor. She patiently showed us the marbling process

step by step. On the first day we sponged on a mixture of alum and water onto the papers that we plan to marble, and then hung them out to dry. Then Liz passed out some previously marbled papers and showed us how to develop new paintings by painting on them with acrylic paints. After lunch, we viewed images of the fascinating process Liz uses to create her finished paintings.

On the second day we made a joyful and colored mess. We splattered and sprinkled droplets of acrylic paint onto the carrageenan filled trays. After carefully laying down and lifting up our papers, we carried them dripping wet outside to rinse and hang onto the lines. But the mess was well worth it. We gleefully crooned, "Ooh, look at that!" at the fascinating variety of color and patterns. It was an exhilarating and fun filled workshop. I know many of us will be doing it again.

Because Fresh Eyes Critique Group is a WSO critique group, we have the good fortune to request funds from the WSO 100Club to supplement the workshop fee. Liz reminded us that **"because of WSO's strong belief in continuing (art) education, this course came to you at a lower than regular cost — one of the many benefits of being part of a WSO critique group."**

Thank you, Liz, for bringing your marbling workshop to us. And thank you very much WSO 100Club for subsidizing the workshop.



Liz Walker (left) gives instructions to Ellen Zimet, one of her students.



Jody Miles adds paint to her tray.



Fascinating marbling over student's painting

DO YOUR DUTY, PAY YOUR DUES

By Mila Raphael, Membership Chair

I have just returned from the wonderful Fall Convention in Hermiston and soon you will receive the color catalog of the fabulous paintings from this exhibition. Your dues are what makes all this possible. So please take care of this NOW.

If you have not already paid your membership dues for 2016, please do it today. In your August *Watermark* you can find a handy mailing envelope provided for this purpose. Use it. Otherwise you can easily pay online. Go to www.watercolorssocietyoforegon.com. No passwords or logins are needed.

Simply click on "membership" and choose "renew your membership." This takes you to the page where you select the type of membership that applies to you, either **Active** or **Subscriber**. An easy form appears for you to fill out, and you may either pay by PayPal or credit card. Fill out the form with the information that you want to be in the Roster.

If you prefer to pay your dues with a check, please send a check (\$40 Active/\$25 Subscriber) made out to **WSO** to:

Mila Raphael, WSO Membership,
2311 SE 58th Ave. Portland, OR 97215. If you have changes for the roster, please include them with your check.

Your 2016 dues must be paid by December 31, 2015 for your name to be included in the new 2016 Roster. For payments received after December 31 a late fee of \$10 will be added to the dues total.

Please contact me if you have any questions.



WSO 100 CLUB REPORT



By Mickey Beutick-Warren

We are happy to announce that for the 2016 Spring Show, the WSO100Club will again be able to take out a grand total of \$2,500 for awards, if so needed.

We have designed a new Funding Request Form for WSO critique groups, which can be found on the WSO website under "Forms." This new form is to be used by all critique groups who wish to make use of our Education Funds. It is to be submitted to the WSO Education Chair for approval at least four weeks prior to the event to be held, so we can free up invested money.

We recently discussed the intent of the Education Workshops, also funded by the WSO100 Club. For the most part,

OUTSTANDING SERVICE AWARD



By Anji Grainger

This year the Outstanding Service Award goes to a member who's been a part of WSO for 16 years. This special member is a Past President of WSO and an award winning artist receiving awards from WSO, Western Fed and NW Watercolor Society to name a few. In addition to holding the President board position (requiring a 3 year commitment) she continues to serve WSO by volunteering for additional positions and is currently holding a board position as our Education Chair as well as serving as WFWS Delegate. It is my great pleasure to announce Margaret Godfrey as this year's Outstanding Service Award recipient. Thank you Margaret for everything you've done and continue to do for WSO!

this funding is meant for groups that are located in "outlying areas" rather than those in urban settings. While it is important to fund legitimate educational needs, it is also imperative to save our funds for the future. We hope you will understand.

Furthermore, all Awards Program forms will now be dated, as it had come to our attention that several outdated forms are still circulating and being used.

Last not but least, we feel truly blessed that many of you have decided to join the WSO100Club. Welcome aboard! For those of you who are interested in becoming a part of this great WSO tradition, for only \$100 you can contribute and become a WSO100Club Patron for life. You will be recognized at all of our shows, and your name will be listed in our Awards catalogues. If you already are a WSO100Club patron, you can consider donating again, maybe this time in the name of a grandchild, parent, or an art teacher. And remember: ALL donations are fully tax-deductible.



MERIT AWARDS

By Chris Keylock Williams

Chris Keylock Williams has been our Merit Award chairman for years and years. She says, "It's time to pass the torch!" Thank you, Jenny Armitage, for taking on this important position.

Please send all information regarding your points to the new Merit Award chairman Jenny Armitage at jennyarmitage@dancingfeatherstudio.com

Challenge yourself to earn Merit Award points! You qualify to enter the program when you have accumulated ten points. Download a copy of the Merit Award point list from the WSO website or pick up a copy at the next convention. Fill it out with a record of your ten points and send the list to Jenny. She'll keep track of your points from then on.

"Best of Show" earns 5 points. You will earn a total of four points for a 2nd, 3rd or 4th Place Award, a total of three points for all other award winning paintings, and one point for paintings that got into a show but did not win an award. You will receive recognition at conventions as you reach each level, and a beautiful WSO logo pin at 25 points (Platinum Level, a silver pin) and at 50 points (Diamond Level, a gold pin).

Congratulations to our Merit Award recipients at the 2015 Fall Convention in Hermiston:

Diamond Award
(50-74 points) with gold pin

Charlotte Peterson
Ruth Armitage

Platinum Award
(25-49 points) with silver pin

Bill Baily
Lois Larson

Gold Award (20-24 points)

Kathryn Damon-Dawson
Bill Baily

Silver Award (15-19 points)


Bill Baily

Bronze Award (10-14 points)

Anji Grainger
Mary Burgess
Bill Baily

NEW MEMBERS

Introducing the Class of 2015



By Diane O. Pinney

As the New Member Chair, I am pleased to report that we have completed the jurying process for New Members for the class of 2015 and have 35 New WSO Active Members.

They come to us from many areas where they have been active and involved. They bring fresh talent to WSO; they have taught and exhibited and demonstrated developed watercolor skills. What a treat it is to introduce them to you!

The only sad part about this position is notifying those who were not accepted. The hardest was a candidate who submitted old images, one almost 20 years old. Please be sure and abide by the instructions that require work done in the last two years for our WSO shows.

The New Member Gallery for 2015, on the WSO website, includes an image from each of these New Members. We will have a slide presentation during the New Member Orientation at the 2016 Spring Convention in Silverton. It is very important that we make sure they become involved, help them get connected and encourage them to submit entries to our shows. (You can be certain that some on this list will be in the Spring Show, based on prior experience.) In the envelope with your *Watermark* is a list of the New Members (and contact information) by area; please invite them to a critique, to coffee, to your studio, or to visit your favorite gallery.

We have a Mentoring Program for New WSO Members who request this help. Please let me know if you are willing to serve as a 'mentor' for a New Member; they need not be in your area as most of this contact will be via email/phone. We want to be sure that they feel welcome and become a vital part of this Society.

Diane O. Pinney
New Member Chair



Nancy Graham, "Spirit of the Southwest"



Alisha Whitman, "Pink Cascade"



Laura Effron, "Pans"



Jean Boynton, "Waves"



Debbie Croke, "Alyssa"



Charles Anderson, "Flying Honu"

THE WAY WE WERE



By Chris Keylock Williams

Our WSO is known as one of the BEST state watercolor societies in the country. To be honest, we've been lucky! The secret of our success has been our jurors. In the spring of 1980 the Watercolor Society of Oregon had its first nationally known juror. Before that it was "peer" jurying. This show was the first WSO show I ever attended. Many of us were in awe that the great Millard Sheets juried that show and even took money out of his own pocket to help because our awards fund was so pitiful.

Since that 1980 show we have had some of the greatest watercolor painters in the country for our jurors. We got to know them and paint with them right here in Oregon. Some are gone now, but who could ever forget Edward Betts (1980), Rex Brandt (1981), Morris Shubin (1982), or Milford Zornes (1984) who wanted to jury the paintings from a distance and had each painting carried past him at 20-30 feet away? Mario Cooper (1983), AWS president, came with his wife, Dale Myers. There were also the happy and wonderful Jerry Brommer and the short and fun Al Brouillette, as well as Jeanne Dobbie, Miles Batt at Timberline Lodge, Katherine Chang Liu, Don Andrews, Alex Powers, Virginia Cobb, Tom Sgouros, Judi Betts, Christopher Schink, Barbara Nechis, Robert DeVoe, Frederick Wong, and Maxine Masterfield. Cheng-Khee-Chee juried in Newport in 1998. He caught a really bad cold while he was there and rode to Portland in the back seat of my car while his wife and I chatted. I was so nervous. One of the things I really remember about Cheng-Khee Chee, in addition to his fabulous paintings, was how much credit he gave his wife for making it possible for him to work a full time job to support their family and then paint in the evenings.

There are many, many more. Look up some of these artists at the library or check for them online. Before our WSO 50th anniversary convention I will try to get the total list of the dates, locations, and juror's names printed out, and have them put in the *Watermark* or on our website.

Silverton

(continued from front page)



Each Guest Room features a fireplace and private garden deck

Reserve your room NOW at the Oregon Garden Resort and be right in the center of the WSO Convention and Exhibit. Included with your room rental is a hot American Breakfast buffet and also entrance to the 80-acre Oregon Garden. King or Double Queen Room (1-2 people) is \$119 plus tax. Additional people are \$15. There are no roll-aways.

There are only 103 rooms and a limited number of Double Queens in the hotel. A limited number of rooms has been reserved. Please make your room reservations as quickly as possible so that we may be able to reserve additional rooms to assure all WSO members can "be where it's at." To make reservations you must call the resort directly 503-874-2500 by March 15 and identify yourself as a participant in the Watercolor Society of Oregon Convention. Or you can book online at www.oregongardenresort.com. Use "WSO" as the group code/promo. The hotel rate will be extended 5 days after the convention to accommodate those attending the workshop.

After dinner we will meet back at Oregon Garden and have Birthday Cake! It will be an evening of laughter and reminiscing at our gala 50th Birthday Party! This is where we will "Meet and Greet" each other and our guest juror, Kathleen Conover, and share 50 years of memories of "The Way We Were." The 50th Anniversary Party is free to ALL members and their guests whether or not you attend the convention. There will be cake and champagne or sparkling cider for all, as well as toasts and memories to share on an open mike, and the history notebooks to browse, which are full of pictures and events of our 50 years.

But don't party too hardy. Saturday's activities will keep you busy. In addition to the vendors' trade show and Kathleen Conover's critiques, co-gardeners Jean Lea and Kara Pilcher have arranged a beautiful garden of activities to help you grow in your art education and careers. Many of our homegrown WSO members have been tilling through their knowledge and experiences to help you bloom.

Chris Keylock Williams -

Resurrection 2016: Value, Vitality, and Victory! Don't give up! (1,716 paintings since 1977)

Sally Bills Bailey - Bold Colors, Bold Shapes

Dyanne Locati - Line Texture & Design with Fluid Acrylics

Michael Schlichting - From Here to There

Judy Morris - Thinking Differently About Design

Ruth Armitage - Oh Boy, Another Rejection

Steve Klier - Paint Out leader in Silverton

Leslie Cheney Parr - Paint Out leader in the Oregon Garden

Corrine Loomis Dietz - Golden Paint Rep. Lecture/demo "Wet and Wild"

Hands on Workshop - "QoR and the Grounds for Incredible Water-Color"

And for those looking for more than just H2O to mix in your week-end, **Pat Farr** is leading a Brewery/Winery Tour.

Want to know who will win

(continued on next page)

awards in our show? You will have to come to the gala 50th Anniversary Banquet Saturday evening. Note: we will not be having an opening show reception. The Awards will be announced and given at the banquet. It's a bit different from our regular schedule, but WSO is always changing. As our juror Kathleen Conover signs off on her correspondence, "Life is change, growth is optional."

Sunday morning we will learn more about what goes on with WSO at our Business Meeting. Those who come early can win door prizes and ensure getting a good seat to view

Kathleen Conover's lecture-demo that follows.

We've planted the seed. We sincerely hope that you will nurture yourself and your art by marking your calendar for April 8-10 to come bloom with us. A detailed convention activities pull-out guide will be in the February *Watermark*.



WSO 50TH BIRTHDAY PARTY!

Save the Date: WSO 50th Birthday Party!

When: Friday evening, April 8, 2016 at 7:00 pm

Where: The Orchid room of the Lodge at the Oregon Garden, Silverton, Oregon

Put this on your calendar. We are celebrating the 50th anniversary of WSO at the 2016 Spring Convention, which will be held at the Oregon Garden at Silverton, Oregon, April 8, 9 & 10, 2016.

The 50th Anniversary Party is free to ALL members whether or not you attend the convention.

There will be cake and champagne or sparkling cider for all, as well as toasts and memories to share on an open mike, and the history notebooks to browse, which are full of pictures and events of our 50 years.

A SPECIAL EFFORT: We would like to make a special effort to bring our older members together for this evening. If you know someone who now lives in a facility or is no longer able to drive, but was once an active member, would you reach out to them and encourage and help them come to this celebration? We are eager to recognize and thank them and celebrate with them! How could you do this?

1. If you know a family member or caregiver who can provide transportation for the evening, consider getting in touch with them to arrange for their attendance.
2. Consider providing transportation for this person yourself.
3. And if you have a memory, funny or serious, or an appreciation to share about this person? Please let me know so that I may recognize them from the floor.

Please contact me if you are a member who would like to come but would require some help to get to the Oregon Garden. I will do what I can to help you get to this party.



Kathy Tiger
WSO Historian

If you have a memory or appreciation to share during this celebration but do not want to speak on the open mike, please send it to me. I will do it. I would love to share your memory or appreciation with the membership on that night.

Email me, text me or write. You'll find my contact information in your 2015 Membership Roster.

And to those of you, who have been members since 1970's or 80's or 90's, consider this your "class reunion" and come to see old friends. Or better yet, get in touch with someone you haven't seen for a while and say, "Let's go to this. I'll meet you there!"

Save the date: April 8, 2016, 7:00 pm at Oregon Garden, Silverton, Oregon

Juror - (continued from front page)

and demonstrate including an honored invitation to exhibit at the first watercolor-exclusive museum in Qingdao, China, the "Birthplace of Watercolor." Global travel continues to influence her award-winning paintings and inspires her lifetime pursuit, "to be a better painter." Give yourself a few moments of awe and inspiration by viewing her paintings at www.KathleenConover.com. I urge you to take advantage of this opportunity and sign up to take her workshop.

Create dynamic art in Kathleen's Chaos to Order Watermedia Workshop.

Starting a painting with color, texture, gestural marks, and layers may seem like "chaos," but as Kathleen explains, it delivers vital energy that is both fun and intuitive. Great design and composition are the elements that bring "order" to the rich start and turn them into an attention-getting and expressive finish. You will be encouraged to discover and explore your unique expression and personal imagery in realism, abstraction, or non-objective work. Applying strong design and compositional skills are a major focus. Demonstrations, directed exercises, specific examples, handouts, and individual attention will introduce new material, techniques, and concepts. Specific lessons on texture building, color concepts, layering, how to do a value study, understanding design principles and elements, and more will be presented. "Most of all, I want to help every artist advance to the next level in their work-no matter where they start."

Kathleen is a popular workshop instructor, and we expect the workshop to fill quickly. Active Members are given priority through January 1, 2016. If more than 25 people register, all registration forms will be "put into a hat" and 25 names will be randomly chosen before February 1. Those not accepted will have their check returned, but will be put on a waiting list in order of their postmark and will be notified if there are any cancellations.


Workshop Cancellation Policy: Cancellations will be accepted up to two weeks prior to the beginning of the workshop. Refunds will be made (for cancellations during the two weeks



Kathleen's painting "Change is in the Air"



"Ageless Ingenuity" by Kathleen



Kathleen's painting "Keeping Peace"

prior to a workshop) only if the workshop fills and a replacement participant is found. Exceptions may be made in the event of serious illness, accident, or death in the family. Refunds, less a \$25 processing fee, will be mailed after the workshop. (WSO Handbook Policy II.C.1 & 2)

Dates: Monday April 11 - Friday April 15, 2016, 9 am - 4 pm

Location: First Christian Church,
402 North First Street, Silverton, OR.

The fellowship hall is a large room and each of the 25 attendees will have their own table.

Cost: \$390

To Register: Registration is open now. Don't delay. Send the completed registration form before January 1, 2016, with a check for \$390 made out to WSO to Kara Pilcher.



KATHLEEN CONOVER 5-DAY CHAOS TO ORDER WORKSHOP



WATERCOLOR
SOCIETY OF
OREGON

Join us for a fabulous 5-day Kathleen Conover watercolor workshop April 11-15, 2016, at the First Christian Church in Silverton.

Enclosed is my check to WSO for ☐ \$390 for current Active Members and Subscribers or ☐ \$415 for New Subscribers (includes a \$25 Subscriber fee).

NAME _____

ADDRESS _____

CITY _____ STATE _____ ZIP _____

PHONE _____ ☐ WSO Active Member ☐ WSO Subscriber

EMAIL _____

Registration is now open; please send your completed form and check any time between now and January 1, 2016. If more than 25 registrations are received, names will be chosen by lottery before February 1, with preference going to active members.

Please send to: Kara Pilcher, PO Box 1680, Silverton, OR 97381

Art Abounds in Eastern Oregon




A recap of the weekend events...

In sunny, beautiful eastern Oregon, we dusted off our cowboy boots, packed our jeans, and brought a little BLING for a wild weekend at the 2015 Fall Convention at Hermiston. Convention Chair Mary Corp along with Connie Athman and a whole crew of WSO instructors and volunteers brought a little of the wild west to the weekend. With Juror Ratindra Das leading our fall roundup, art abounded at the Convention and Show held at the Eastern Oregon Higher Ed Center at Blue Mountain Community College.

We toss up our hats and give a rousing cheer for Linda Rothchild-Ollis who corralled the writers to summarize the events they attended at the convention sessions. If you weren't able to be there you missed a grand time. But you can get a real good idea of some of the western fun that we had with these highlights of the 2105 Fall Convention.

On Friday October 2 ...



Lynda Hoffman-Snodgrass

Diane York sets up the WSO merchandise table.



Lynda Hoffman-Snodgrass

Connie Athman preparing packets for soon-to-arrive WSO members.



Lynda Hoffman-Snodgrass

Fran Rice is ready for action at the Hospitality Table.



Paul Bourgault

First stop at the convention...the friendly greeters at the Hospitality Table



Linda Rothchild Ollis

The Painting Handling crew LtoR: Paul Verheyden, Peg Patterson, Lynda Nye and Beth Verheyden



Linda Rothchild Ollis

Art Blaisdell (left) checks in Bill Baily's award winning painting.

WSO's family reunion - the Friday night Meet & Greet



Paul Bourgault



Paul Bourgault

Ruth Armitage, Anji Grainger and Margaret Godfrey



Paul Bourgault

LtoR: Marcus Parr, Sarah Bouwsma and Leslie Cheney-Parr



Paul Bourgault

Ron & Peg Patterson



Paul Bourgault

Charlie Anderson and Anji Grainger filling their plates in the chow line



Paul Bourgault

Super Star Photographer for Watermark
Lynda Hoffman-Snodgrass with ____? ____



Paul Bourgault

Judy and John Mohny



Paul Bourgault

Chris Stubbs shows Charlotte Peterson and Betty Barss pictures of her award winning portraits on her cell phone.

Then came Saturday morning, October 3 ...

Chris Keylock Williams' Double M Ranch Paint-Out



By Bobbie Mathews and Kathie McEvers

There are only 80 days a year that Hermiston gets any measurable rainfall and Saturday, October 3, 2015 was one of the eighty. Thus Chris Keylock Williams' Paint-Out at the Double M Ranch was canceled. We were moved to a classroom, and Chris did a demo of an imaginary ranch and wowed all of us!

Before she began the demo, Chris showed us a finished painting and discussed how she developed it to lead the viewer through her composition. Then she lightly drew in an S-shaped composition on her watercolor paper. She added fencing and saved white areas, which lead the viewer to the focal point, a barn.

Chris worked on her painting in three stages: first she painted the



Chris splashing away on her fabulous demo

underpainting on a partially wet surface; that took about 15 minutes. Then after the painting dried, she toned colors and added and changed shapes, and finally she added the details.

There must have been a bit of whimsy in the air because the final details she added included bats in the air, pumpkins near the barn, and the promise of a witch! We were all delighted with her demo.



The finished painting



Kara
Pilcher



LaVonne
Tarbox-Crone



Linda
Rothchild-Ollis



Lynda
Hoffman-Snodgrass



Margaret
Godfrey



Beth
Verheyden



Charlotte
Peterson

Composing Your Way to Success, A Round Robin

By Judy Nigh

The seven instructors who taught *Composing Your Way to Success* treated the participants to seven mini lessons on composition and creativity. There were so many "aha" moments in this informative 2-hour session. Fortunately each instructor had a written handout, which we could take home and ponder over.

Charlotte Peterson treated us to a hands-on learning experience that involved photos and scissors. We had

10 minutes to compose a great layout for a floral painting. Kara Pilcher also used a hands-on approach by tearing pictures from magazines to compose her unique figure paintings.

Beth Verheyden, LaVonne Tarbox-Crone, and Linda Rothchild-Ollis emphasized the importance of space around, in front of, and behind the focal point, as well as light and dark colors, hard and soft edges, and shadows and texture.

Lynda Hoffman-Snodgrass took a unique approach with no preplanning. She presented a series of

paintings that were half-finished and then showed how she resolved each one.

Margaret Godfrey discussed choosing subject matter and developing our own recognizable style. She gave us a lot of "food for thought."

All in all, we left the class with seven different approaches to compose that next painting. Thanks to all of you.



Painting the Princess with Chris Stubbs & Rene Eisenbart



By Steve Ludeman

"The scholar seeks, the artist finds." ~ Andre Gide

In this WSO breakout session, Chris Stubbs and Rene Eisenbart helped us find the keys to painting successful portraits. We were privileged to have beautiful Native American Princess Alyssa Farrow of the nearby Umatilla Nation as our model. She is a senior in high school on the Umatilla Reservation, with the goal of entering college and studying pre-medicine. Alyssa was resplendent in her traditional Native American dress! She wore a beaded headdress with eagle's feather. Her dress included intricate green and white beadwork, elk teeth, beaded leggings, and moccasins. Alyssa said part of her outfit was over 100 years old, made by her great-grandmother. Truly a family heirloom!

Our mission was to paint a portrait of Alyssa in her elaborate, traditional Native American attire. As a landscape painter, I am challenged to draw and paint a portrait. Fortunately, for me and others in our group, Chris and Rene did an outstanding job explaining the process of portrait painting and how to get good results.

Rene encouraged us to create a compelling painting by choosing a strong subject, creating an interesting composition, and using good materials and professional paint-handling techniques. She asked us to "look for the wildly unique" and find ways to get attention with our art. She gave us tips on how to shoot our own reference photos and take candid portrait shots using lighting that casts shadows. And she had suggestions for working with models and doing drawing exercises.

Regarding portraiture, I wanted to know how to draw and paint a face that looks realistic and appealing. What is the correct placement and proportion of facial features? How does the neck rise naturally from the shoulders and meld realistically with the head? Chris answered these questions and more. With the aid of "Herman," her model skull, Chris showed us the structure of the human



Great turnout for "Paint the Princess"

Steve Ludeman



Steve Ludeman

Princess Alyssa was a terrific model!




Jayne Fertisch

Chris Stubbs and Rene Eisenbart with the Princess Alyssa

skull and face, cheek bones, jaw, and the planes of the face. Then she summarized the various proportions of the human figure (for a figure with the height of eight heads).

With these fine points of human anatomy in mind, we turned to our Indian Princess. Alyssa struck several poses while our cameras clicked. Some of us watched Rene and Chris demo portrait painting techniques while others painted quickly to present the essence and beauty of our model, in just the right lighting. It was a wonderful and very enjoyable challenge to draw and paint our Indian Princess. Thank you Alyssa, Rene, Chris, and Herman, too!



Steve Ludeman

Chris Stubbs introducing Herman



Expressing Your Vision Using Color and Shape with Ruth Armitage

By Linda Buegel

Saturday morning, Ruth Armitage presented a colorful session on *Expressing Your Vision Using Color and Shape*. Ruth has painted for 27 years and has developed a style and body of work that is not only widely recognized but also very frequently garners awards. Ruth is a master of telling passionate stories through the design elements of color, shape, value, and line.

During this session Ruth illustrated her talk with slides of different



Ruth shares her painting secrets with her students.

Linda Buegel



Ruth's eager-to-learn class taking notes.

Linda Buegel

Ever wish you had....

Creative Catalyst now offers downloads of all its fine art workshops and is currently adding titles from other production companies.

Now, be inspired in minutes by excellent teachers and expand your creative options.

It's easy.

It's permanent.

It's immediate!

www.CCPVideos.com

Now you do

immediate inspiration?

media artists. We looked at art that demonstrated types of color contrasts, *temperature*, warm vs. cool, *intensity*, pure vs. neutral, *value*, light vs. dark, and *shape*, amorphous vs. strongly defined. Look at works by Emily Mason, Robert Purcell, Mark English, and Carl Dalio for good examples.

Ruth also talked about shape in its many forms. She contrasted small vs. large, organic vs. geometric, active (irregular) vs. passive, simple vs. complex, lost vs. found edges, and curvilinear vs. straight edges. She advises to set yourself a structure, decide what you want to do and riff with it as each subject can be tackled in many different ways. Look at your work and see if you are expressing the feeling of the subject whether it is a place, a person, or a nonobjective piece. Look at balance. An artist often must unify a complex subject into larger shapes to maintain a balance of sizes. Repetition of shape, color, curves vs. lines, and folds all help to


maintain balance. Be intentional in composition, i.e. Y, <, or T, etc.. Plan ahead to create a coherent painting.

To create a series Ruth suggests painting the same subject for two years. "*When you get bored, then you challenge yourself.*"

Using her own paintings, Ruth showed us her experiences of running away from home as a child and a night walk to the mailbox without a flashlight. We could experience the tree frogs and crickets singing as well as the crunch of gravel underfoot, the smell of summer air, and the stars shining. Yes, those paintings evoked feelings, and yes they conveyed stories all through color and shape.

Take a look at Ruth's website and enjoy her work. Those of us who attended the session came away with many notes and ideas for more interesting and stronger paintings.

Bill Baily's Still Life: Incorporating Geometric Design



By Sharla Sevy

We all know Bill Baily is an award-winning artist many times over! Through his use of light, shape, color, and strong contrast, Bill transforms the ordinary into extraordinary. He is a master! When I learned he would be conducting a workshop at the Fall Convention in Hermiston, I knew I had to be there. As soon as registration opened, I signed up for his "Still Life: Incorporating Geometric Design" workshop.

Upon entering the classroom, it was obvious that Bill was prepared and ready to get started. Not only was he sporting his WSO apron, his pigment and brushes were ready to go to work. At each workstation, he had placed a fruit or vegetable and laid beside our subject a roll of green tape.

After a round of introductions, Bill shared that while pharmaceuticals had been his career, "Art had always been in the background." Then Bill began to demo. He talked about his tools: His

palette is generally limited to about 12 colors. While his favorite pigments were 'Luma,' they are no longer available. He is now using Dr. Ph Martin's Radiant Watercolor Dyes. Bill wets the surface of his subject, and paints wet-into-wet, working quickly to avoid hard edges where he does not want them. He carefully dabs with paper towels to remove excess water or to blot for highlights.

Once his foreground is completely dry, he added geometric shapes to the background. Bill uses a ruler and a square to insure lines are straight and perpendicular to form perfect angles where desired. He draws very lightly along the edge of the ruler with a pencil and lays tape along one side of his pencil line. He uses a paper towel to burnish the tape, which insures that the paper remains clean and oil free. The tape makes a perfect hard edge and the pigments do not bleed under the *magic* green tape. Once the first section was painted and completely dried, he laid tape on the hard edge of the geometric shape. This then, prevented the next color from



Bill Baily explains geometric design concepts.

bleeding into the first, maintaining that perfectly straight hard edge. He repeated the entire process for the next shape, allowing each section to dry completely before beginning the next. Bill cautioned, "do not let shapes overpower your subject."

Just watching him was amazing! I left the workshop feeling educated and inspired. Thank you, Bill and WSO, for this wonderful opportunity.

Paul Bourgault's Downtown Paint Out



By Paul Bourgault


Paul and company of two (Carol Sands and Mary Elle) were the rain showers as they headed for Blooms Flower Shop. Adorned with hay bales and pumpkins it was a terrific spot to paint plein air.



Check out the paint job on Mary Elle's car.



Blooms Flower Shop a few blocks from the hotel



Paul's work in progress



And the winner is ... Carol Sands.
Nice job Carol!

Then it was time for lunch and a whole slate of inspiring sessions.



Enjoying their lunch break are (LtoR) Phyllis Meyer, Carol Barnett, Kathryn Damon-Dawson and Sandra Neary.



Mary had 9 warm and fuzzy students in her class.

Create Your Own Watercolor Journal with Mary Burgess



By Kathie McEvers

Mary had a very enthusiastic group of artists eager to create small journals. She showed us many accordion style journals that

she had made and used for many years. The group worked step-by-step along with Mary to complete their own journals. The great advantage to creating your own journals is that you can make them travel size.

Mary also explained how she creates travel size paint palettes by using an empty *Altoids* tin with small bottle caps glued onto the tin and filled with paint. Everyone had a good time making their journals and was delighted with her ideas.



Mary Burgess shows students an example of her journaling.

Spray Bottle Techniques: "Skies and Landscape" with Suzi Blaisdell

By Marlene Gerlt


For many years, I have appreciated the artwork of "loose" painters. I have attempted to be "loose." So far, I have not succeeded; but I intend to keep trying. The words "spray bottle techniques" gave me an instant image of a loose painting. That is why I selected Suzi's workshop.

In Suzi's first demonstration, it was very evident that Suzi had great control of her brush and at the same time was quite at ease with the use of the spray bottle. After each demon-



stration, Suzi made observations of each student's work to make sure we were grasping her instructions. That gave me a little more confidence to continue on to the next step.

Suzi informed us that she was making her teaching debut with this workshop. She was quite good and with more experience she can only get better. She was organized and provided a timely supply list. She also provided clean water and buckets to dump our dirty water. As the demonstrations and our work progressed, it became somewhat difficult to keep water at our own workspace. This situation provided a most important atmosphere, laughter! I had a wonderful time. The most important lesson I learned was that I needed to practice using the spray



Suzi got great reviews in her teaching debut in Hermiston.

bottle until I become familiar with all the effects that can be achieved.

Because of Suzi's great personality and people skills, she exhibits those qualities valued in a great teacher. It was my pleasure to take her workshop.

Elizabeth Zimmerman, Digital Tools for the Artist Linda



By Rothchild-Ollis

Elizabeth brought her enthusiasm and knowledge about websites, blogs, Instagram, hashtags, and many more digital tools to this session. Elizabeth's artwork appeals to those who love everything western. With that in mind, she designed her website logo and website name "Western Rose Studios." Elizabeth's ability to use hashtags to connect with various Internet, social media, and photo sites impressed me. Visit her easy to navigate and interesting website.

Many artists in this session really appreciated Elizabeth's suggestion to use two Facebook Pages under one

account. One is for her personal life and the other is for business. If you check the drop down menu at the top of your Facebook Page, you will find the option to add another page.

Elizabeth builds her website on Weebly, and she purchased her domain name for her website at **Go Daddy** at web site <https://www.godaddy.com>.

She also suggested using **Square** for handling purchases with credit cards, which sends email invoices to customers and keeps an inventory of sales.

Many of us look forward to more sessions with Elizabeth to learn more about her use of technology, digital tools, and her approach to the business side of being an artist.




Paul Bourgault

Elizabeth Zimmerman - Champion of the internet

Elizabeth is an excellent consultant to contact for information about setting up our websites. You'll find her contact information is in your 2015 Membership Roster.



Designing with New Texture with Anji Grainger



By Mary Kitzerow

Anji held a fun-filled and stress-free workshop with two projects. She supplied large and small granular salt and rice for texture with the watercolor paint, plus alcohol in spray bottles to enhance the patterns.

The first project we did was on hot press watercolor paper with paint colors we chose. Anji discussed some color theory to help us with our selections. The completed paper was a background design for a future painting. We completely wet the paper and dropped in color, lifting and turning the paper to encourage blending. Then we added the large granular salt on top of the small-grained salt and dropped on the rice, following the pattern of the darkest color. We set this aside to dry

I found the second project the most exciting. We used Yupo, which is a synthetic machine-made paper of 100% polypropylene. The smooth surface allowed the paint to float on top rather than absorbing. Anji instructed us to place previously dried and pressed leaves in a design,



Mary Kitzerow

Anji instructing her class

carefully wetting them to "glue" to the paper. Then we gently dabbed on paint with a wide flat brush over the dried leaves and let the leaves dry.

After the first painted-over leaves dried, we lifted them off, laid down new leaves, and painted around them. It gave the paper a beautiful dimensional effect, which could be repeated. Care was needed in painting on the Yupo, but the results were amazing!

This technique can also be used with great success on clay board. Anji brought some beautiful completed examples.

One of Anji's paintings was accepted in the Fall Show with the background done with the large and small granular salt and rice for texture. It was stunning!



Mary Kitzerow

Kathy Crawford works on her painting.



Mary Kitzerow

Michele Thoenson focused on her creation

Painting with Dirt with Dr. Jay Noller



By Jayne Ferlitsch

If the zombies take over the world, how will you get your paints? If you were at Dr. Jay Noller's workshop, you would

know how to create paints from the soil in your own backyard. Dr. Jay is a soil scientist from OSU and a landscape artist who has a passion for dirt. His mission is to tell artists there is something below the surface of the earth. In this session we learned that the richest pigments can be found by looking under woody plants in forests.

Here is the process to create paint from your own backyard soil:

1. Dig down as far as you can to pull up a clod of dirt.
2. Get an aluminum pan and put your dirt clod into it.
3. Mix in distilled water until you have a nice soup.
4. Pour your soup into a sieve over another aluminum pan.
5. Put the pan into a 250-degree oven for 12-16 hours (to evaporate the water). Of course, if you don't have power, you can put it in the sun.
6. You will end up with chips.
7. Scrape the top of the chips off, add water, and let evaporate again (but don't bake it again).
8. Keep scraping the top off and rewetting the scrapings and letting the water evaporate. This is called "levigation."
9. Once you have your chips the color you want, you make your paint.
10. On your chips, put 1 drop of Oxgall and then a few drops of Dr. Jay's Watercolor Medium (made up of 3 parts gum Arabic, 3 parts distilled water, 2 drops Oxgall, 1 part honey water (which is 1 part honey to 3 parts water), and 1 part glycerin).
11. The more you repeat steps 7 and 8, the more intense your color will be. You can push the color to blue by adding vinegar or lemon juice. You can push it to red or yellow by adding soda water.

You don't HAVE to do all those steps, however. You can scoop up the



Dr Jay Noller shows the class a 'soil core.'

soil under your foot, grind it with a glass plate and muller, add the watercolor medium, and you are set to paint!

Dr. Jay gave us each two vials of Dr. Jay's Watercolor Medium. He also helped us to link our paintings to place. If you paint a landscape with the dirt from your feet, you will always have a connection to that place.

Check out Dr. Jay's website at www.soilscapestudio.com.



New Vice President Kathryn Damon-Dawson shows she can play dirty.



Mary Corp is proud of her dirt painting.



Painting with dirt is right up Kara Pilcher's alley since we all know how thrifty she is.




Rene Eisenbart painting with dirt.

WSO members arrive on the 'Red Carpet' for the Artists' Reception



David & Mila Raphael



___?



Dorothy Moore and
Linda Burch




LtoR: Linda Burch, Rob Robinson, Kara
Pilcher, Connie Athman and Margaret Godfrey



Ratindra Das, Ruth Armitage, Anji Grainger,
and webmaster Pat Farr hop on
the buggy for the banquet.



LtoR; Anji Grainger, Peg Patterson, Charlotte
Peterson, Betty Barss, and Kara Pilcher
arrive at the reception.



John and Elizabeth Zimmerman
got the 'cute couple award.'



Lynda Hoffman-Snodgrass
with her painting



Bill and Donna Baily with Bill's
award-winning painting



Sarah Bouwsma with her painting



Kathryn Damon-Dawson with
her award-winning painting



Leslie Cheney-Parr with her
award-winning painting



Janice Payne Holmes with her painting



Charlotte Peterson with her
award-winning painting

The Awards Banquet began with a murder!

Murder in Hermiston Who Dunit?

By Jayne Ferlitsch

Those who attended the Saturday evening Banquet at the 2015 Fall Convention in Hermiston had a grand time playing our WSO version of a *Who Dunit*. Mitch Maverick (aka Suzi Blaisdell) wasn't able to finish her dinner since an unknown assailant shot her. "Who had done the dastardly deed?" We weren't able to find out until Sunday morning at the Business Meeting, but we sure-enough had a great time at this year's Fall Banquet!



Not only were there winners in the art show, the following participants in "Murder at the Deadwood Saloon" were also big winners, Best Dressed, Sally Starr (aka Ruth Armitage); Best Performer, Gambling Jack (aka Kim Smith); Super Sleuth, Kaylene Kirchem (She figured out it was Montgomery Money played by Sally Bailey); Most Money, Taffy Garrette (aka Dorothy Moore); and voted most likely to commit murder, but were innocent, Poker Alice (Rene Eisenbart) and Henrietta High Stakes (Sharon Rackham King).

Not only do we have great artists in WSO, we have some great actors and really good sports! Thanks to everyone who participated, watched, or just wondered *what the heck was goin' on!* We had a roarin' good time!

The Murder Mystery cast...



Lynda Hoffman-Snodgrass

LtoR: Susan Spears, Linda burgel, Pat Farr, Jayne Ferlitsch, Doug Davies, Kim Smith, Rob Robinson, Sharon King, Ruth Armitage, Elizabeth Zimmerman, Anji Grainger, Dorothy Moore, Vonda Winkle, Sally Bills Bailey, Rene Eisenbart, Kara Pilcher, Margaret Godfrey



Gamblin' Jack



Banker Bob and Miss Lindy



US Marshall Doug Davies questions Kim Smith about the murder.



Lynda Hoffman-Snodgrass

LtoR: Margaret Godfrey, Doug Davies and Mary Kitzerow share their evidence.



Jayne Ferlitsch

Harry & Henrietta High Stakes



Paul Bourgault

Sally Starr



Lynda Hoffman-Snodgrass

Montgomery Money

The Banquet and awards presentation...



Lynda Hoffman-Snodgrass

LtoR at the head table: Stephanie Low, Rob Robinson, Ratindra Das, Linda Nye, and Larry Nye



Paul Bourgault

Hermiston taxi service delivers folks from the Artists' Reception to the Awards Banquet.



Lynda Hoffman-Snodgrass

Kathryn Damon-Dawson and Rand Dawson



Lynda Hoffman-Snodgrass

Jansi King and ____?



Lynda Hoffman-Snodgrass

LtoR: Ron Spears (Susan's hubby), Beth Verheyden, John Bradley at the Refreshment stand



Lynda Hoffman-Snodgrass

LtoR: Robert, Vern and Kathy Groff



Lynda Hoffman-Snodgrass

Chris Keylock-Williams and Linda Nye present Ruth Armitage with her Merit Award points



Lynda Hoffman-Snodgrass

John Bradley received the "Peoples Choice Award."



Lynda Hoffman-Snodgrass

Leslie Dugas receiving her award



Lynda Hoffman-Snodgrass

LtoR: Darlene Faust, Charlie Anderson, and Paul Bourgault enjoying the banquet.



Lynda Hoffman-Snodgrass

____?, Kathei Evers, and Susan Lyslo enjoying the banquet.



Lynda Hoffman-Snodgrass

Chris Keylock-Williams was honored with the "Best of Show" Award.



Lynda Hoffman-Snodgrass

Sally Bills Bailey recieved an Award of Distinction.



Lynda Hoffman-Snodgrass

Bill Baily collects His multiple Merit Awards with Linda Nye and Chris Keylock Williams.

(continued on next page)



Leslie Cheney-Parr received an Award of Distinction.



Phyllis Meyer received an Award of Distinction.



Sandy Evans presents Ruth Armitage her Award of Distinction.



Sharon Rackham King receives a ticket for j-walking from Sheriff Robinson.

The morning after - Sunday October 3

Guest Juror Ratindra Das' Demo

By Charlotte Peterson and Betty Barss

On Sunday afternoon of the 2015 Fall Convention at Hermiston guest juror Ratindra Das gave his demo at the **Eastern Oregon Higher Education building**. Ratindra Das is a welcoming and entertaining person. He made everyone feel at ease.

His value sketches are the maps he uses for his paintings. From his sketches he decides whether the painting will have hard or soft edges. The demo painting he did had hard edges due to his time limit.

Ratindra paints with his easel upright at approximately a 55-degree angle. He primarily uses a dry method of painting with little water to avoid runs. He prefers to work on Arches cold press 140-pound paper but for the demo he used a 300-pound paper.

For each new painting he starts out with squeezing fresh paint onto his palette and prefers to use a 1-inch flat mongoose brush. He approaches each painting in its own unique style and had no set pattern on where to place paint. For the demo he started in the middle of the painting with mid values. He did say, however, that he tries to paint no more than 3 brush strokes with one color before he switches to another color. He mixes his colors on the paper rather than the palette.

Someone asked if he always started with his darks. He replied, "You think this is dark? You have not seen dark!" He said that he usually gets the dark value somewhere on the paper so he can see the range of value as he continues to paint.

He was also asked if he uses black.



Ratindra Das' Sunday morning Lecture/Demo

His answer was, "No, I use Indigo mixed with red and blue." Ratindra likes staining pigments and never uses gouache.

As he continued painting Ratindra shared his thoughts on water. "Water has three uses: to wet the paint, to wet the brush, and to change the value of the pigment." It doesn't concern him to have "muddy" looking water.

He loves the use of the white paper. "Leave the whites. They come free with the paper."

His positive attitude came through as he painted, and he exhorted us to think of editing our paintings instead of correcting mistakes. "Don't try to finish the painting before you start it. Enjoy the process. Hope is not a strategy."

Ratindra's demo was so exciting. I

know many of those watching wished they had signed up to take his workshop.

And finally the Business Meeting...the closing ceremony for a wonderful weekend.



Connie Athman (left) and Convention Chair Mary Corp, representing all who worked so tirelessly to make this event so great received much praise at the Business Meeting.

CREATING DYNAMIC PAINTINGS, RATINDRA DAS WORKSHOP

By Karen Kreamer

Throughout his exciting five-day workshop, Ratindra Das communicated to the thirteen lucky participants that “rules are for slaves” and that we can “throw control out the window.”

After jurying in a strong show for the WSO 2015 Fall Convention, this master of transparent watercolor proved to be an excellent teacher, who is generous, patient, and entertaining. Because the workshop was opened to members of the community, not all participants were at equal levels of experience. Ratindra responded by changing his approach to meet the needs of all participants, with no loss to the more experienced painters.

Even though the workshop lacked an overhead mirror and other traditional aids, they were not missed. Our small group gathered round Ratindra while he gave demonstrations. He encouraged questions and active dialogue while he worked and even allowed us to photograph his works in progress. As we watched his adventurous approach, he demonstrated his use of pure color, straight from the tube, adding very little water. His choice of mostly transparent pigments, mixed on the paper, results in vibrant paintings in brilliant colors that glow.

He emphasized design, shape, value, color, connecting white space, and creating areas of light and dark. He encouraged us to paint vertically and create value studies for each painting. He also gave us daily assignments, which included wet-in-wet, partially wet and dry painting, warm and cool color dominance, and connecting white space.

His personal painting approach includes compressing space to create a flat effect and disregarding or de-emphasizing local color, linear perspective, and a focal point. Using sketches and patterns of light and dark (value studies), he paints large shapes first, subdividing them into smaller shapes as the painting progresses. His goal is to enjoy the process and allow the painting to tell him what to do. He



Front, L to R: Colleen Humphrey, Mine Rogers, Mary Corp, Rosemary Klein
Middle, L to R: Hyon Fielding, Margaret Godfrey, Karen Kreamer, Ratindra Das, John Mohney
Back, L to R: Lisa Peeters Weem, John Bradley, Vern Groff, Lisette Peeters Weem, Bob Quaempts



Ratindra Das creating



Ratindra Das teaching the class great things.



Ratindra's favorite student - Margaret Godfrey

also encourages painting different interpretations of the same subject. His inspiration comes from the landscape, but he reminded us that “Nature has its own copyright.” i.e. we cannot copy it.

Mary Corp deserves kudos for organizing this delightful workshop. She arranged for snacks, coffee and water, a daily lunch from local eateries, and home stays for some participants. She corralled us, including visiting spouses, for a mid-week Mexican dinner at a local restaurant. In addition to all this, she participated in the workshop for four days before she left on a trip to China the last day. Thank you, Mary!

Participants who did not need to travel on Friday cleaned up. Many thanks to all of you!

Special thanks to Margaret Godfrey, for being a delightful worktable-mate, home-stay companion, technical advisor for this report, and partner-in crime for evening entertainment. It was a blast!

THANK YOU!



By Mary Corp

Art certainly abounded in Eastern Oregon at our 2015 Fall Convention. The mild fall weather, the gorgeous BMCC facility, and especially all my Watercolor Society friends who were willing to make the drive to Hermiston made for a delightful convention. The walls of the Higher Education Center were transformed into a spectacular gallery. Ratindra Das, our juror, selected 80 powerful and dynamic paintings for our show.

I can't say enough of how much I treasure all the help and support I had from both within WSO and from the local Hermiston community. Rene Eisenbart, chair of the Hanging Committee, and Connie Athman, the chair of the Workshop Committee, were lifesavers for me, and worked hard to make the convention a wonderful experience. All the session instructors were well prepared and offered beneficial classes. Our juror, Ratindra Das, was gracious with his time and full of energy for the whole weekend and the workshop.

Fran Rice and Jeff Wheeler were the leads for our Local Arrangement Committee; they did an outstanding job as well. Many of our local volunteers were Board Members of the Desert Arts Council and the New Hope Community Church. They represent why I choose to live on the dry side of the state in the city of Hermiston. I was delighted to share my town and friends with all of you.

Please know that you are welcome to come back and enjoy our dry side of Oregon any time!



EXHIBITION SCHEDULE

52nd Fall Watercolor Exhibition

Fall 2015, Hermiston, OR
Juror: Ratindra Das

October 2-30, 2015

Eastern Oregon Higher Education Center

975 SE Columbia Dr
Hermiston, OR 97838

20 Touring Paintings

November 4-29, 2015

Columbia Center for the Arts

215 Cascade Ave
Hood River, OR 97031
Bill Sturman 541-387-8877
wmasturman@gmail.com
Wed thru Sun 11 am - 5 pm
Opening reception 1st Friday event
Nov 6, 6 - 8 pm
40% Commission

December 3-28, 2015

Crossroads Carnegie Art Center

2020 Auburn Ave
Baker City, OR 97814
Cynthia Newman 541-523-5396
xrdsart@qwestoffice.net
Mon to Sat 10 am - 5 pm
30% Commission

January 4-28, 2016

Mount Hood Community College

26000 SE Stark St
Gresham, OR 97030
Janet McIntyre 503-491-7589
Opening reception Jan 7, 6 - 8 pm
25% Commission

March 4-26, 2016

Lunaria Gallery

113 N Water St
Silverton, OR 97381
Shari Lord sharilord@mac.com
Art Walk Opening Reception
March 4, 7 - 9 pm
40% Commission

SHOWDOWN IN HERMISTON DECIDES TRAVELING SHOW

By Doug Davies

The 2015 Fall Watercolor Exhibition was a real Wild West Showdown in Hermiston when Juror Ratindra Das chose 80 paintings from a large number of submissions. Then with great difficulty, due to the quality of work, he pared down the 80 down to 20 award winning works. These award winners will remain with the entire exhibit through the month of October at the Eastern Oregon Higher Ed Center at the Blue Mountain Community College in Hermiston before embarking on a journey around the state.



The Traveling Show will begin and remain at the Columbia Center for the Arts in Hood River through November before spending the Christmas holidays and New Years in Baker City at the Crossroads Carnegie Art Center. It will then head to Mt. Hood Community College in Gresham and on to the Lunaria Gallery in Silverton in preparation for the 2016 Spring Convention at the Oregon Garden Lodge.

As usual, if you are in the area please take the time to visit the locations that are supporting the WSO Traveling Show and be sure to tell all your friends and neighbors. Having a member at the galleries gives a personal touch to the exhibit.

The search for new venues to exhibit is ongoing with some galleries being booked up to two or three years in advance. Currently the 2016 Spring Experimental Show is scheduled to be at the Oregon Garden Lodge through May 22, the Emerald Arts Center in Springfield through June, and at the Albany City Hall through July.

Currently we are in negotiations with a number of other galleries throughout the state. If you have any suggestions of galleries that would be capable of handling a show of our size please don't hesitate to contact me.

Good luck to all of you who are planning to submit a piece for the 2016 Spring Show in Silverton. Hopefully your work will be featured in the Traveling Exhibition as it makes its way around the state.

Doug Davies, Traveling Show Co-Chair
John Mohnney, Traveling Show Co-chair



"To create one's own world, in any of the arts, takes courage."

~ Georgia O'Keeffe



Muse Art and Design

fine art materials for professional, practicing, and aspiring artists

visit us in Portland:

4220 SE Hawthorne Blvd
503.231.8704

open seven days

museartanddesign.com

WESTERN FED REPORT

By Margaret Godfrey

Get ready to participate in the Western Federation of Watercolor Societies' 41st Annual Exhibition in Colorado. The Arvada Center will host the exhibition, and Colorado's state exhibition will also be on display. This year's juror is Sterling Edwards. **The WFWS Prospectus was enclosed in the August Watermark, and will be posted on the WSO website. Entries are due to Margaret Godfrey by Friday, January 8, 2016.**



WSO Members may register for the Sterling Edwards workshops: \$425 for 4 days, either June 6-9 or June 13-16, 2016. Contact Terrey Harrod, 303-981-6004.

Margaret Godfrey has assumed the responsibilities of Delegate as Ruth gears up to begin the job of Project Management for WFWS 42, which will be held April 2017 in Eugene. The committee met at Ruth's home and was dubbed the 'Dream Team!' If you'd like to join the team in any way, large or small, please email Ruth: ruth@rutharmitage.com.

Ruth, Margaret, and Anji Grainger (*Alternate*) will travel to Denver for the meeting, June 8-11, 2016. It would be wonderful to have as many WSO members attend as possible.



LOOKING AHEAD

Upcoming WSO Conventions

Spring 2016: Silverton WSO 50th Anniversary

Juror: Kathleen Conover

www.kathleenconover.com

Convention: April 8-10

Workshop: April 11-15

Convention Chairs:

Kara Pilcher

Jean Lea

Fall 2016: Oregon City

Juror: Francesco Fontana

www.francescofontana.com

Convention: October 7-9

Workshop: October 10-14

Convention Chairs:

Tara Choate

Patty Stelz

Spring 2017: Eugene

WSO & WFWS Combined

Juror: Jeannie McGuire

www.jeanniemcguire.com

Workshop: March 27-31

Convention: April 7-9

Convention Chairs:

Ruth Armitage

Margaret Godfrey

Fall 2017: Gresham/Troutdale

Juror: Paul Jackson

www.pauljackson.com

Convention: October 6-8

Workshop: October 9-13

Convention Chairs:

Mike Hill

Elizabeth Zimmerman

Spring 2018: Location Needed

Juror: Fran Larsen

Convention: April 6-8

Workshop: April 9-13

Convention Chairs: **Needed**

Fall 2018: Location Needed

Juror: Frank Francese

www.ffrancese.com

Convention: October 5-7

Workshop: October 8-12

Convention Chairs: **Needed**

If you would like to help Chair a WSO Convention in your community please contact Anji Grainger, (503) 880-9429 or email to: anjigrainger@frontier.com

Western Federation of Watercolor Societies

2016

Host: Colorado Watercolor Society

Location: Denver, Colorado

2017

Host: Watercolor Society of Oregon

Location: Eugene, Oregon



KUDOS



By Sarah Bouwsma
Linn-Benton
Community College:
Elizabeth

Zimmerman has a solo show titled *Western Gold* at the South Santiam Hall at Linn-Benton Community College's campus at 6500 Pacific Blvd SW, Albany, OR. The show runs from November 9 to December 4, 2015. The artist reception is Thursday, November 19 from 2:30-3:30 pm. You can learn about this show at: www.WesternRoseStudios.com/western-gold

Empty Bowls: Kathryn Damon-Dawson's painting, *Empty Bowls - Empty Tummies*, was selected to be the poster for the 20th Anniversary of *Empty Bowls*, a Food Share fundraiser. Kathryn donated the painting to be auctioned along with hundreds of bowls thrown by local potters, December 3 - 4, 2015 Florence Events Center, Florence, Oregon.

Bandon Library Art Gallery: During the month of October, Victoria Tierney exhibited her series of collages based on her travels in Japan.

Keizer Art Association: Gerry Hart was awarded First Place for her watercolor titled *Unemployed in Newport* in their August show. The title of this annual show was *Anything Goes*, which highlights paintings of any medium and any subject.

River Gallery in Independence: Three watercolors by WSO members were juried in for its show *Peaceable Kingdom*. This was a benefit for the local veterinarian clinic and featured paintings of animals, both wild and domestic. The entries were *Desert Beauty* and *Thirsty* by Becki Trachsel Hesedahl and *Love on the Docks* by Barbara Folawn.

Art Harvest Studio Tour: Toni Tyree, Betty Frownfelter, Chris Stubbs, and Dorothy Eshleman participated in a successful run of two 3-day weekends in Yamhill County. Many people visited the 39 studios and enjoyed a great variety of art work, as well as the beautiful wine country

Elsinore Framing & Fine Art Gallery: Susan Spears had a solo show of her works at Elsinore Framing & Fine Art



"Shoes and Shadows" by Tara Choate



"April" by Elizabeth Zimmerman



"By the Light of the Moon" by Betty Barss

Gallery in Salem. Her thirty beautiful watercolors were displayed during the month of August.

Also at Elsinore Gallery, Artists-in-Action in the Salem-Keizer area held its annual fall show of plein air paintings completed on location this summer. The Elsinore Framing & Fine Art Gallery has hosted this annual show since it began 17 years ago. Second Place was awarded to *Talk of the Town* by Barbara Folawn.

2015 NWS Annual International Exhibition: Accepted artists in the National Watercolor Society Exhibition were Carole Hillsbery with *Morning Paper*, Susan Hinton with *Sunning*, Liz Walker with *Chaco Canyon Conversation*, Ruth Armitage with *Hot Wind*, and Lane Hall with *Creekside*. Ruth received the Loa Ruth Sprung award for non-objective painting, Susan Hinton received the Watercolor USA Honor Society Award, and Lane Hall received the



"Sunning" by Susan Hilton



"Empty Bowls-Empty Tummies" by Kathryn Damon Dawson

Kanuga Watermedia Workshops Award.

In addition to all this good news, Liz Walker was welcomed as a new NWS Signature Member!

The exhibition is October 24 to December 20, 2015 at the NWS Gallery in San Pedro, CA. The jurors are Judi Betts, David Poxon, and Soon Y. Warren.

California Watercolor Association: Geoff McCormack's *Chromodynamics in a Shallow Space* and Leslie Cheney-Parr's *Loreley Castle on the Rhine* were selected for inclusion in the California Watercolor Association 46th National Exhibition. The jurors are Craig Nelson and Chuck Pyle. The show will run for two months, starting January 4, 2016, at the Cannery Galleries of the Academy of Art University in San Francisco.

Watercolor West: Betty Barss' painting *By the Light of the Moon*,



"Chromodynamics" by
Geoff McCormack



"Ascension" by
Geoff McCormack



"Sacred Stones" by Geoff McCormack




"Chaco Canyon Conversation"
by Liz Walker



One of Victoria Tierney's
paintings from her show.



"Sedona Chapel - Sanctuary"
by Dyanne Locati



"Hot Wind" by Ruth Armitage

Geoff McCormack's *Sacred Stones*, and Leslie Cheney-Parr's *Castles and Vines (Mosel)* were accepted into the 47th International Exhibition of Watercolor West. The Juror is Stephen Quiller. The show runs from October 17 to December 13, 2015 in Brea, CA.

Academy of Equine Art: Tara Choate's painting, *Shoes and Shadows* was accepted into the American Academy of Equine Art's Fall Open Juried Show and Sale in Lexington, Kentucky.

Fabriano, Italy: Geoff McCormack was invited to exhibit in FABRIANOinACQUARELLO in April 2015 by Laurin McCrackin, the U.S. rep for the International Watercolor Society.

Contemporary Watercolorists of Arizona: Dyanne Locati's Fluid Acrylic on Yupo painting, *Sedona Chapel - Sanctuary* was selected for the Contemporary Watercolorists of Arizona show in October at the Fountain Hills Community Center. The

juror was Jason Horejs, owner of Xanadu Gallery of Scottsdale.

Montana Watercolor Society Watermedia 2015: A New Day by Charlotte Peterson won the M. Voermans Award in the 33rd Annual National Juried Exhibition. The show was October 1-30, 2015 at the Mountain Sage Gallery in Helena, Montana. Gloria Miller Allen was the juror.

American Watercolor Society 148th Annual International Exhibition: Lane Hall's painting *Oak Burl* was accepted, and given the Frances Nell Storer Memorial Award. The exhibition was in the Salmagundi Club in New York April 2015 and the award winners are now on tour. Lane reports that his painting sold while on tour.

Publications

Splash 16: Exploring Texture: WSO members Helen Brown, Geoff McCormack, and Kris Preslan all had

paintings accepted for *Splash 16*. The Author/ Editor is Rachel Rubin Wolf. For more information or to order a copy, see <http://bit.ly/1Lhovu>

Palette Magazine: Marlene Alexander was featured in the most recent issue (# 54) of the *Palette Magazine*. This magazine of watercolor tips is produced by Christopher Schink and William (Skip) Lawrence. Marlene reported that some of her paintings featured in the article can be seen at the Attic Gallery in Portland.

Watercolor Artist Magazine: Lynn Powers is one of the ten artists listed in the *Ones to Watch* section of the December, 2015 issue of *Watercolor Artist*. For more information see: artistsnetwork.com/medium/watercolor/wc-ones-to-watch

Please send me information about your exhibitions, awards and publications!

Thanks, Sarah

LOGO MERCHANDISE



By Diane York

Hermiston was a wonderful destination for the 2015 Fall Convention. Creative and fun activities for Breakout Sessions and beautiful locations for Paint-Outs ensured that all had a good time. On the way to those activities you often stopped by to visit the Logo Table with sales totaling \$740.00.

I always enjoy visiting and helping you find what you need at the Logo Table as you support WSO. Please contact me at Obladi@comcast.net with your ideas for new merchandise or if you are interested in volunteering at the next convention.

I am looking forward to seeing all of you at the 2015 Spring Convention at the Oregon Garden Resort at Silverton.



Diane York at work in Hermiston.



EXPERIENCE ART!

with René Eisenbart

■ Kauai Retreat

January 24 - Feb 5, 2016

■ Saint Remi, France

May 4-14, 2016

■ Tuscany - new venue!!!

Look for 2017 dates

Dec 11 ■ Color Demystified

\$95 / Oregon Society of Artists
10am-4pm

■ Beginner Botanical Class

Feb 16, 23 & Mar 1, 8, 15
\$160 / Oregon Society of Artists
1:30-4pm

web rene-art.com

email rene.art@gmail.com

blog renesnews.blogspot.com

Paint Me a Beautiful Lie
Watercolors or Acrylics
Workshop with Ed Labadie



2-day Immersion, Feb 20 and 21, 9:30 to 4

Breakthrough exercises to inspire new imaginative creations, overcome fears and constraints, nurture originality, expand essential design knowledge, elevate your works to award-winning status. Free Art Video, comprehensive notes, personal attention, friendly atmosphere, all skill levels and styles welcome. \$200.

Register with Ed Labadie
www.edlabadie.com
ed@edlabadie.com
503 372-5663

Free OSA Demo, Feb 11, 11 am
Pathways to Creativity

Both Events at Oregon Society of Artists
2185 SW Park Pl., Portland

Exhibition at Mt. Hood CC, Gresham
Jan 4 - Feb 4, with WSO Traveling Show

Klein



Steve Kleier

Offering two classes at the
Oregon Society of Artists
in SW Portland

Watercolor Class

Tuesdays 10am-1pm

Drawing and Painting

Wednesdays 630-830pm

contact me to schedule
Classes/Workshops
Demonstrations
Critiques
in your area

www.stevекleier.com



VIDEO RENTAL PROGRAM

By Mojdeh Bahar, WSO Video Librarian

For those of you who were not able to be at the WSO 2015 Fall Convention in Hermiston please take a look at the pictures in this issue of the *Watermark* because it was a blast! Also, befriend the WSO page on Facebook to see all that went on. It was Educational, Fun, and Fantabulous! Not only was the banquet full of thrills and frills, but the workshops and the lectures were so good that, as usual it was hard to make a decision on which ones to attend.

From what I have seen for the 2016 Spring Convention in Silverton it will

be another high caliber, educational, fun, and fantabulous convention as well.

Back to the Video Library, our WSO website has the complete listing of our WSO Video Library stock. Please check it out and let me know if there is anything you would like to add to the collection and I will look into it.

Videos not listed in the brochure:

We have one new additional DVD. Thank you Pat Farr for your donation.

Patricia Baldwin Seggebruch
Encaustic Collage Workshop DVD
1 hr. 20 min.

Renting is easy:

Look on our WSO website (most updated list) or the Yellow Brochure; please note VHS and DVD format. Email me with the artist and the title to check for availability. I will get back to you within a couple of days.

1 rental = \$7.00 (includes S&H one way)

2 rentals = \$10.00 (if rented at the same time, includes S&H one way)
All Rentals are for the duration of 2 weeks.

FREE DVD RENTALS Send a check for \$3.50 to cover S&H for 1 item only. Otherwise we as an organization will be losing money for every free voucher. Thank you for your support.

We still have quite a few VHS tapes. Please consider donating instructional DVDs to the library. Not only does it help the library to grow, it also allows other artists to utilize your collection. You might be replacing a VHS tape as well and saving WSO some money.

How to earn Free rentals:

- Volunteering for WSO = 4 free rentals per year.
- Volunteering at our conventions = 2 free rentals.
- Donating a DVD to the library = 1 free rental and you will always rent your donated DVD for free.
- Joining a WSO critique group = 1 free rental per year.

Mojdeh Bahar
WSO Slides/Video Librarian



WATERCOLOR WORKSHOPS



Jo Dunnick

"Play with Watercolors"

October 19-22, 2015

"Let the paint and paper take you on a journey."

Judy Morris

"Good Design... Hidden in Plain Sight"

February 8-11, 2016

"Painting should be fun! Learn to rescue paintings."



Michael Schlichting

"Letting Go... Strategies to Loosen-Up"

March 23-25, 2016

"Find your unique voice... focus more on enjoyment and discovery."

Steve Kleier

"Splash Watercolor"

April 27-29, 2016

"Work with confidence... achieve the effects you want."

Paul Bourgault - "Exploring the Dynamics of Watercolor"
May 16-19, 2016

Briggs/Goesling - "Jazz Up Your Color"
July 13- 15, 2016

Susan Bourdet - "Dramatic Lighting and Texture"
October 3-5, 2016



(541) 726-8595

500 Main Street
Springfield, Oregon

For a complete listing of what's happening at the art center, visit:
www.emeraldartcenter.org

4 Reasons to Choose a Burridge Studio Workshop

1. Three Day Mentor

Imagine seven painters intensely painting their own series along with Bob.

2. Five Day Studio

Art studio refresher course, this instructional ten student class is tailored for new and returning painters.

3. Three Day Private

One Painter - Just you and Bob. Three days private studio and painting time dedicated to you alone.

4. Arroyo Grande California

Beaches, Wineries,
Golf Courses
Airport 10 minutes away



- Weekly BobBlast and ArtsyFartsy Newsletter - easy sign up for free inspirational ideas and demos.
- Online Store - Purchase Color Wheels, Books, DVDs and Charts
- Burridge Studio Apps on iTunes

Burridge Workshops for Artists
RobertBurridge.com



Pacific NorthWest ART SCHOOL

On Beautiful Whidbey Island

IN 2016

TOM LYNCH

Watercolor Secrets • Apr 11-14

HUGH O'NEIL

Create Better Paintings • Apr 18-22

MITCH ALBALA

Building Landscape Harmony • May 7-8

JANE DAVIES

100 Drawings, Paintings & Explorations
May 16-20

Gelatin Printing • May 21-22

DAVID RIEDEL

The Portrait in Conté • Jun 20-22
Fundamentals of Still Life • Jun 27-29

LOIS GRIFFELL

Painting the Impressionist Landscape
Jul 11-15

BRIAN DAVIS

The Essence of Light Oil Painting • Jul 18-22

FRANK FRANCESE

Watercolor Workshop • July 18-22

LARRY BLOVITS

The Landscape in Oil • Aug 15-19

MICHAEL STORY

Painting Skies and Reflections • Sep 7-11

JUDITH KRUGER

Nihonga: Then and Now • Sep 19-23

MORE IN OCTOBER!!

www.PacificNorthWestArtSchool.org

15 NW Birch St • Coupeville WA 98239

866.678.3396



"Premier Destination Workshops!"

Charles Reid

in New Orleans, LA

Oct 24 - 28, 2016

Oct 31 - Nov 4, 2016



2016 Faculty

Mary Whyte

- Las Vegas, NV and Santa Fe, NM

Alvaro Castagnet

- San Francisco, CA

Bend, OR

David Lobenberg

Richard McKinley

Kim English

Camille Przewodek

Iain Stewart

Lian Zhen

David Taylor

- Santa Barbara and Laguna Beach, CA

John Salminen

- New York City NY

503-930-4572

Reserve your space today at
www.artinthemountains.com

Request Your 2016 Brochure
Send your mailing address to:
info@artinthemountains.com

ERIC WIEGARDT

AWS-DF, NWS

VISUAL PLEASURE FOR GENERATIONS

AWS Gold Medal of Honor

**Specials Every Month on-line and
at Wiegardt Studio Gallery**

School of Painting

"Creating an Area of Dominance"

November 16-20 . Long Beach, WA

HAWAII WORKSHOP

January 2016 Info on:

www.ericwiegardt.com

**Artists' Connection
Membership Benefits**

- Discounts on all products in the Watercolor Store
- Discount on School of Painting Workshops
- Tip of the Month Articles

There are more services such as Discussion Forum, Library, Personal Critiques. To learn more go to Eric's website.

2016 Workshops



SESIMBRA II

- Jan. 11-15, Scottsdale, AZ
- Feb. 9-11, Dallas, TX
- Feb. 15-18, Kent, WA
- Mar. 21-24, Walla Walla, WA
- Apr. 3-8, Hendersonville, NC

For more information on

**Educational Materials and
2015 School of Painting
Workshop schedule:**

www.ericwiegardt.com

or call 360.665.5976

email:

watercolors@ericwiegardt.com

UPCOMING



Featured Artists

Join us at
our Artists'
Receptions
second Sunday
of each month
2-4 pm.

- **Leslie Dugas**
November
- **Elizabeth Higgins**
December
- **Liz Walker**
January

See our website for details
www.villagegalleryarts.org

12505 NW Cornell Road (next to the Cedar Mill
Library) • Portland, Oregon 97229

503-644-8001

ARTISTS' WATERCOLOR

ARTISTS' GOUACHE

*Experience the
Excellence of
Hand-Crafted
Colors*

Handmade with the most beautiful pigments available and a touch of natural honey to keep your colors smooth flowing and moist.

M. Graham

M. GRAHAM & Co
West Linn, Oregon
www.mgraham.com