

Gordon House Tour

By Susan Gunter
and Tina Fels

On Saturday WSO Members had the opportunity to tour the only Frank Lloyd Wright designed building in Oregon. In 1956 Conrad and Evelyn Gordon commissioned Frank Lloyd Wright to design a home for them along the banks of the Willamette River. It was finished in 1964 and Mr. and Mrs.

Gordon lived there for the rest of their lives.

Mr. Wright designed the Gordon House in line with the idea that the location of a home dictated how a house should look. The Gordon House is also one of Frank Lloyd Wright's Usonian homes, which were designed for families with modest income. The house is constructed of cedar and painted cinder blocks with cut out window



Susan Gunter

WSO members tour the only Frank Lloyd Wright designed house in Oregon.

lattice detail. Most of the rooms are small and functional. However the living and dining areas are spacious with twelve-foot floor-to-ceiling windows.

The Gordon property was eventually sold, and the new owners agreed to donate the house to the Frank Lloyd Wright Building Conservancy, a charitable organization whose mission is to preserve Wright's building legacy.



Susan Gunter

Concerts are given quite often at the Gordon House.

The house was deconstructed in 2001 and moved to the Oregon Garden from its original site in Wilsonville. It opened to the public in March 2002.



Bobbie Matthews

Critique #1 with Kathleen Conover

By Bobbie Matthews

The first of Juror Kathleen Conover's two critiques at mid-day was a full house. Many of the participants took time to munch on lunch while Kathleen Conover critiqued the entered painting images. She added a new twist to the program. She invited Members whose paintings she

critiqued to ask questions concerning what she had said.

Critique # 2

By Barbara Lae

Eighteen WSO Members submitted their work for scrutiny during Kathleen Conover's afternoon critique session. Here are some of the important highlights that our amazing Juror noted for more successful paintings and fewer rejections:

"Be aware of what your goal is in your painting; is it Realism or Abstraction? Have a sense of mystery in your paintings. Watch the negative spaces, organic grids, and composition. Think shape, value, line, and motion. Simplify and vary your shapes and have interesting negative shapes. Be careful of shapes that point the viewer out of the painting. Z and F shapes work well in landscape design. Watch your drawing skills,

particularly when it comes to portraiture. Make darks even darker than you think. Remember your light source. Watch for fragmented designs; darks can hold them together. Distribution of color is important. Abstract paintings sometimes need to be chopped and shapes allowed to come off the edge of the paper. Bring together an abstract painting that is inspired by water using lines, shape, and mass. Calm a background that is too busy or bold with a glaze over it; gray is the best color to use if you cannot decide what to use. When painting something like flowers, the first background wash should include all the colors in your painting. And when using texture in your work, watch your value differences."

We thank our Juror, Kathleen Conover, for taking the time and effort to offer so much helpful advice to improve our paintings for acceptance into future shows.



Steve Kleier Downtown Silverton Paint Out

By Bobbie Matthews

Many a WSO Paint Out has been interrupted by weather and one time was even canceled for mud. But Steve Kleier's Paint Out was interrupted by the raucous sound of someone using a power washer close by. Despite the noise, Steve gave the participants a masterful and painterly example of his plein air technique.

Steve began with a value study. Then he covered the paper with a wash of warm and cool colors. Steve paid little attention to the noise while calmly completing a beautiful example of the view from the bridge. I particularly like the way he painted in the building before adding



Paul Bourgault

Steve performing his magic

window and door shapes. As he completed his painting he added a bit of red to help indicate the point of interest. And at the conclusion of the Paint Out the power washer finally ceased.

With showers in the forecast, Steve picked a great place to paint...on a covered bridge with a nice view of the river below.



Paul Bourgault

Judy Morris - Think Differently about Design



By Linda Rothchild Ollis

"THERE'S MORE TO A PAINTING THAN WHAT THE EYE SEES. Putting one's head, one's eye,

and one's heart on the same piece of paper is a PAINTING," is the quote Judy gave each artist who attended her session. We certainly saw excellent examples of how Judy expresses what is in her head, her eyes, and in her heart. Each of her paintings is an example of her ongoing creative genius. How does she do it? She designs each piece so that it captures and holds the viewer's attention.

Chalkboard paint is one of the new materials Judy demonstrated for us. She applied it with a sponge roller over an area she wanted to "re-create." Then she dipped alphabet letter stamps into chalkboard paint to print words. After stamping words, Judy dipped a small flat brush into white matte acrylic latex. Using



Linda Rothchild Ollis

Judy demonstrates her new technique of applying chalkboard paint with a foam rubber roller.

calligraphy, she then painted white lettering onto the black chalkboard paint. The participants watched closely as Judy demonstrated how to have fun with FRESH painting techniques that she has incorporated into her recent paintings. You can see Judy's paintings and workshop information at www.judymorris-art.com

Michael Schlicting - From There to Here, The Accidental Making of an Art Career



Michael Schlicting

By Mary Elle

Ever since my husband and I stumbled upon Michael Schlicting's gallery in Neskowin, I have loved Michael's work. Michael's presentation was amusing and informative. He accompanied wonderful stories of his career as an artist, with photos of his watercolor and acrylic paintings. In fact, his very first entry to a WSO show, submitted by his mother, won Best of Show.

Michael continues to find success as an artist, teacher, and world traveler. His varied career



Ruth Armitage shares some of her secrets to success with Michael and the class.

includes painting a couple of Dark Horse Comics covers and being a cultural speaker for the arts in Mali through the Art in the Embassy program. Michael's story is an entertaining and uplifting artist's success story.



Sally's rich saturated style creates colorful, dynamic landscapes.

Sally Bills Bailey Bold Color Bold Shapes

By Robin Becic

An eager participant in Sally Bills Bailey's workshop **Bold Color Bold Shapes**, remarked, "I'm going to start using bigger brushes and bigger pieces of paper!" Class participants watched in awe as Sally confidently demonstrated her approach to painting with "lots of paint, not much water." Her rich saturated style of painting creates colorful dynamic landscapes. She revealed that using large tubes of Cheap Joe's watercolor paints and "Skipper Brushes," created by Skip Lawrence, are the secrets to spreading around large swaths of color on to a large sheet of paper.

Sally demonstrated her approach using a reference landscape photo; she quickly sketched in her design with yellow paint and then dove into her pallet with the skipper brushes to apply saturated color to the paper. As the workshop participants tried

their hand at this BOLD approach, it meant taking a leap of faith that one could use more paint, less water, and a bigger brush, and still get exciting results. But this approach translated into colorful and dynamic workshop paintings.



Sally demonstrates her technique of painting with "lots of paint, not much water."

Wet and Wild Paint with Corrine Loomis Dietz



By Jennifer Starr

Corrine Loomis Dietz is a Certified GOLDEN Working Artist of 16 years. She brought her

experience and knowledge of over 1000 water media custom products that GOLDEN has evolved and innovated to this fun and interesting demo/lecture.

I was particularly interested in knowing more about the QoR watercolors and ended up being inspired with the possibilities of expanding into wildly creative uses of acrylics and grounds as well! I discovered that most of the QoR watercolors are rated 1, with a few 2's in light/color-fastness and the Aquasol binder is clearer than the usual yellow gum arabic in watercolors, is a better adhesive, and is easier to layer and build up. And if you prepare your surface with GOLDEN's Lift Aid, even the staining colors naturally lift well.

GOLDEN is known for their quality acrylics and mediums, and it was exciting to see the Fluid



Paul Bourgault

Corrine had large group of people in both her morning and afternoon sessions.

Acrylics pour like cream and the High Flow Acrylics, super thin acrylics, have the viscosity of India ink. The mediums and gels were



Paul Bourgault

fascinating in their wide variety of texture and interactivity with paint.

What I appreciated the most about this demo/lecture was Corrine's contagious enthusiasm. Corrine encouraged the experimental approach and finds the GOLDEN products "...terribly exciting with so many innovative options... Above and beyond is our approach."



The Awards Banquet at Oregon Garden was the most attended banquet in the history of WSO.



Paul Bourgault

There was a huge turnout for the Birthday Party / Meet & Greet on Friday night.



Paul Bourgault

Zola Sherwood and Sarah Bouwsma enjoying the party



Paul Bourgault

Jessie Walker and Marcus Parr having the time of their life!

(continued on next page)



Paul Bourgault

LtoR: Dale Kurtz, Vicki Cooper, ___?___ and ___?___ all from Roseburg.



Paul Bourgault

Marge Moore with ___?___ Who is the oldest (and still blooming) member of WSO at 95?



Lynda Hoffman-Snodgrass

LtoR: Jayne Ferlitsch, Charlie Anderson, Darleen Faust and John Bradley



Lynda Hoffman-Snodgrass

LtoR: Vonda Winkel, Angi Grainger, Nancy LoBue and Nancy Meyer.



Jayne Ferlitsch

Sharon Rackham King, Rene Eisenbart and Jayne Ferlitsch at the banquet



Lynda Hoffman-Snodgrass

LtoR: Margaret Godfrey, Ruth Armitage and Michael Schlichting



Lynda Hoffman-Snodgrass

Pam Haunschild chats with Anji Grainger



Paul Bourgault

Sutton Rapheal's video was a smash hit!

WSO members gather for the Sunday morning business meeting and the lecture/demo.



Ellen Gabehart faithfully carries her sketchbook.

Jayne Ferlic



Lynda Hoffman-Snodgrass

Peg Patterson and Rob Robinson chat.



Lynda Hoffman-Snodgrass

LtoR: Ginny Stevens, Winnie Givot, and Carol



Lynda Hoffman-Snodgrass

Linda Nye and Liz Walker doing a little math.



Lynda Hoffman-Snodgrass

LtoR: Leslie Cheney Parr, Doreen Lindstedt, and Sarah Bouwsma talk business



Lynda Hoffman-Snodgrass

LtoR: Peg Patterson tells James Powers 'thank you' for all he continues to do for WSO as President Rob agrees. That's Diane York in the background tending the Logo table.



Lynda Hoffman-Snodgrass

Kathleen Conover demos as Kim Smith looks on.



Lynda Hoffman-Snodgrass

Kathleen Conover talks about her 'sails series' at the Sunday demo.



New member Cathy Cramer with WSO web master Pat Farr

Yes, we all had a wonderful time at...



Snap Shots...



Lynda Hoffman-Shodgrass

Is that Judy Morris leaning up against a mirror?! No, that's twin sister Jacquie Brown.



Lynda Hoffman-Shodgrass

Saturday AM revving up with breakfast are Sharon Rackham King and Renee Eisenbart.



Lynda Hoffman-Shodgrass

Linda Rothchild Ollis gathers up bouquets after the Friday Birthday Party.



Lynda Hoffman-Shodgrass

Best buds Charlie Anderson and John Bradley

THANK YOU!



By Kara Pilcher

Wow! WSO blossomed beautifully at the 2016 Spring Convention at the Oregon Garden! The number of members who celebrated at "WSO - 50 Years and Still Blooming" makes this one of our largest conventions. Jean Lea, my Co-Chair and Kathy Tiger, WSO Historian, and I would like to thank Juror Kathleen Conover and each and every one of you who made our "Garden Party", our 50th Anniversary, a true CELEBRATION!

Thanks to everyone who entered a painting and everyone who attended! Without you we could not have had an exhibition or convention! When you look at the last few pages of our 2016 Spring Exhibition Catalog you will see the names of the folks who helped plant WSO's lush garden. Thank them when you see them. Some were like striking tall lilies and had big visible jobs while others quietly tilled the soil behind the scenes so all could thrive. All added their special touch, creating the riotously beautiful garden that is WSO. Step into this garden, add your own hue, and grow among your fellow members. There we nurture each other's creativity and artistic knowledge. You are an integral part of WSO's growth and

future.

I applaud so many new members who helped at this convention! One of the special joys I had while co-chairing this convention was making a new friend, Marsha Matschek. Marsha is a relatively new WSO member who I didn't even know lived in Silverton until I received her registration for the workshop. She had never even attended a WSO convention, but was game to organize the Studio Tours and Dine-Out on the Town.

Thanks to my fellow Silvertonians who opened their studios, homes and businesses to share our art-filled town with fellow art appreciators. I heard so many comments about the nice WSO artists they had met and what fun it was to see artists painting in town during Steve Kleier's paint out. Local restaurants appreciated your business as you dined at WSO hosted restaurants. And the guests who visit the Oregon Garden Resort and view the show will learn of WSO. As of this writing, five paintings have already sold! Our seeds are spreading!

And I especially thank all our spouses, family, and friends who support our artistic efforts with

(continued on next page)

their encouragement, patience, and help in a variety of ways. My own husband, Greg, brought plants to decorate the Pavilion, transported traveling boxes, cut plastic tarps, set up the workshop area, transported supplies, and so much more. And Fred and Susan Hartson, my brother and sister-in-law who drove up from California to help me do all the tasks that I had left until the last minute also deserve a special thanks for just loving me through this.

Kara Pilcher, 2016 Spring Convention Co-chair



CHAOS TO ORDER WORKSHOP WITH KATHLEEN CONOVER

Participants Share Enthusiastic Comments

By Kara Pilcher

The 2016 Spring Convention Workshop participants overwhelmingly applauded Kathleen Conover and her workshop *Chaos to Order*. Not only were they pleased with the workshop content, they also thoroughly enjoyed each other's company and the workshop facility. Here is a sample of their enthusiastic comments: "Super workshop. Years



of experience condensed into 5 days. Perfect facility. We were catered to with beautiful and meaningful food.... wonderful staff." "A week of overflowing insights." "I was given art 'tools' for a lifetime." "Kathleen's workshop championed Design as the foundation of all good painting. Planning ahead solves ideas. From the beginning of our working to its resolution we learned simple steps at every stage. I feel like I'm back on track now with my work." "Kathleen looked at all work with a practiced eye and gave ideas on how to make our art better by stressing value studies." "The workshop not only provided new techniques to create interesting textural backgrounds, but enhanced my sense of composition and design." "Loved the pace of the instruction and

(continued on next page)




Kara Pilcher

Front Row L to R: Bobbie Mathews, Kathryn Damon-Dawson, Linda Nye, Kathleen Conover- Instructor, Kara Pilcher- Workshop Chair, Rene Eisenbart, Sue Parman **Middle Row L to R:** Airi Foote, Ginny Stevens, Carol Tocher, Mila Raphael, Anji Grainger, Robin Humelbaugh, Cynthia Jacobi, Judi Weigandt **Back Row L to R:** Barb Sulek, Pam Haunschild, Diana Nadal, Linda Cook, Pat Farr, Marsha Matschek, Carol Barnett, Robin Becic, Sandy Hall, Susan Hartson, Nancy Fraser, Mary Holt

guidance. The venue was perfect - good light, lots of space, and delicious lunch served daily." Kara Pilcher, Workshop Chair, declared, "Our master teacher diligently taught, often with humor, encouraging us to stretch with serious thoughtful effort to meet the challenge of creating well designed strong paintings. Kathleen's generous offer to walk through the WSO Exhibition and share her thoughts was a real treat. I'm incubating hundreds of important concepts!"



Volume Two
The Art of
Katheryn Davis



Now Available!

Volume Two's 350 pages display some 380 paintings and sketches not in the first book. The 8-1/2 x 11 hardcover book is professionally printed in full color. A limited number of books are available at the actual cost of printing and binding.

\$110.00 + \$6.50 s/h per copy.
Send Check or Money Order to:

Quiet Waters Publishing
89190 Sherwood Island Road
Florence, OR 97439
541-997-8940

For Credit Card Orders, go to:
www.katheryndavis.com
Use the PayPal order/pay links.

WSO 2016 SPRING EXPERIMENTAL EXHIBITION AWARD WINNERS

Best of Show

Linda Rothchild-Ollis
Unlock Your Potential

2nd Place Founder's Award

Harold Walkup
Night Fog, Night People

3rd Place Pacific Coast Region Award

Liz Walker
Chaco Canyon Conversation

4th Place High Desert Region Award

Geoff McCormack
*Learning To Walk In My Own
Shadow III*

5th Place Willamette Valley Region Award

Mila Raphael
Portugal On My Mind

6th Place Crater Lake Region Award

Ruth Armitage
Camassia

Awards of Distinction (14 awards)

John Bradley, *Pacific Calm*
Leslie Cheney-Parr, *Koblentz
Confluence*

Maud Durland, *Winding Road*
Airi Foote, *Illusion*
Lane Hall, *Maple Park Drive*
Mike Hill, *Saturday Market*
Judy Hoiness, *Save A Spot
For Wildlife*

Amanda James, *Night Birds*
Doreen Lindstedt, *Creations*
Britt McNamee, *Tara*
Kara Pilcher, *Decisions, Decisions*
Julie Shirley, *In The Grove*
Chris Stubbs, *Sunflower Designs*
LaVonne Tarbox-Crone, *Market
Patterns*

People's Choice (3 Way Tie)

Winnie Givot, *The Line Up*
Angela Grainger, *Resting A
Moment*
Linda Shelton, *Barnyard Selfie*

MERIT AWARDS

By Jenny Armitage

Challenge yourself to earn Merit Award points! You qualify to enter the program when you have accumulated ten points. Download a copy of the Merit Award point list from the WSO website or pick up a copy at the next convention. Fill it out with a record of your ten points and send the list to me at jennycarmitage@gmail.com. I'll keep track of your points from then on.

"Best of Show" earns 5 points. You will earn a total of four points for a 2nd, 3rd or 4th Place Award, a total of three points for all other award winning paintings, and one point for paintings that got into a show but did not win an award. You will receive recognition at conventions as you reach each level and a beautiful WSO logo pin at 25 points (Platinum Level, a silver pin) and at 50 points (Diamond Level, a gold pin).

Congratulations to our Merit Award recipients at the 2016 Spring Convention at the Oregon Garden in Silverton.

Diamond Award with
gold pin (50-74 points)

Doreen Lindstedt

Gold Award (20-24 points)

Evelyn Fritz

Liz Walker

Silver Award (15-19 points)

Julie Shirley

Britt McNamee

Bronze Award (10-14 points)

Sandra Wood

Margaret Stermer Cox



MARK FINLAYSON RECEIVES SERVICE AWARD

By Linda Nye

We love attending conventions. Frequently, however, we do not think about all the work that goes into building a successful convention. One of the key factors to a successful convention are all the worker bees who serve behind the scenes.



Linda Nye

This **Service Award** goes to a person who has long been an integral part of making our conventions a triumph. Mark Finlayson joined WSO in 1982 and began a history of hanging shows, organizing dinners out for members and their spouses, and providing audiovisual expertise and projecting the 20 award winning paintings at numerous banquets. Mark has always been eager to help with myriad tasks at every convention. An example of Mark's devotion to WSO is when he drove all the way to Menucha in the Columbia Gorge on a dark, rainy night to help set up the video camera for a workshop.

Thank you Mark for all the hours of service you have given to WSO. You truly deserve this honor.

Mark is facing some health challenges. I am sure he would love to get a card from you. You can send your card to him at:

Mark Finlayson
Maryville Nursing Home
Room 102
14645 SW Farmington Rd
Beaverton OR 97007



Oregon City

(continued from front page)

boat tours will also offer a tour on Friday and another tour on Sunday. On Friday evening members and their guests will gather at the host hotel, Best Western Plus Rivershore Hotel, to Meet and Greet with Juror Francesco Fontana as well as with familiar and new WSO faces.

Saturday things really get rolling. Events will be held at the Pioneer Center or adjoining Atkinson Memorial Church. Some highlights of the day's sessions include:

- "Working in a Series" with Kathy Tiger and Margaret Godfrey
- "Falls, Rivers & Streams" with Suzi Blaisdel and Diane York
- "What's Perspective Got to Do With It?" with Leslie Cheney Parr
- "Falling Water" Paint Out at Willamette Falls with Sandra Pearce
- "Failed Painting Collage" with Susan Schenk
- "Bridges" Paint Out with Chris Keylock Williams
- "Paint a Pioneer" with Alexandra Eyer and Pat Renner
- Gouache lecture with M. Graham founder Art Graham
- "Repeat That?" Composition Round Robin with a panel of WSO award winners

For non-painting WSO guests we have lined up golf at Stone Creek Golf Club, a bicycle tour, jet boat tours, historic homes and museums tour, wineries, the

Hopkins Demo Forest, and Haggart Observatory.

After this full day of breakout and Paint Out sessions, conventioners will walk up to the Pauling Gallery at Clackamas Community College for the 2016 Fall Exhibition and Artist's Reception. Be prepared for a "Happy" flash mob to break out during the reception!

After seeing the show we will head back down the hill to the Museum of the Oregon Territory's Tumwater Room for dinner at the Awards Banquet.

On Sunday morning we will return to Clackamas Community College for the Business Meeting and Juror's Lecture and Demo to complete our fabulous weekend festivities. Mark your calendars and plan on attending this unique convention in Oregon's First City.



Juror - (continued from front page)

acrylic, and dry media. After attending art school in Palermo, Italy, where he was born, Francesco continued his education studying with Italian Masters. Later he followed his bohemian dream and began his artistic journey in the streets of Paris drawing tourists' portraits. In the years that followed, he exhibited his art in multiple venues in Italy and France, and now his paintings are in many private collections in Europe, USA, and Asia.

In 2008 Francesco co-founded *Fare Pittura Atelier*, based in Milan, Italy. He is the director and also teaches classes in life drawing, oil, and watercolor. He alternates his teaching schedule in Milan with intensive travel as a workshop instructor and presenter. He has taught dozens of workshops through out France and Italy and has been invited to teach as far away as Bali, Indonesia, and the United States.

He is the recipient of numerous awards, including the 2nd Place Overall winner at *PleinAir* Salon, August/September 2014. In April 2015 he exhibited in Fabriano, Italy at the International Watercolor Society. And in April of 2016 he has scheduled an instructional DVD to be released.

Past WSO President and award-winning artist Anji Grainger has attended his Italian workshops and worked hard to bring him to Oregon for the 2016 Fall Convention and Workshop. The workshop will be held October 10-14 at the comfortable and roomy Oregon City United Methodist Church just off South End Road in Oregon City. This is a great opportunity to take an international-caliber workshop for a fraction of its normal cost.

Francesco Fontana's 5-Day *Watercolor in One Stroke Workshop* is open to all levels of experience in watercolor. Subject matter includes landscape, cityscape, and still life. His teaching model incorporates lectures, demos, and individual supervision on assignments with a final open critique session and follow up directions.

The Workshop Program is based on the most common issues that he has observed in his students. His workshop will focus on three major



One of Francesco Fontana's airplane watercolors

tasks for different levels of experience:

- **Make it Transparent:** **Beginning** painters will learn the skills to keep paint transparent, even when a color should be the darkest black. If you are a **beginner** the quality of your first attempts will improve the very minute you give your watercolor its inherent beauty of transparency.
- **One Brushstroke:** **Intermediate** painters will learn the economy and expression of the brushwork. Every stroke makes the difference, it's the ultimate one,

your signature style. Done quicker than expected? Don't worry, paint a larger one or a hundred more! This is a priceless discipline for **intermediate** painters.

- **Be a Magician: Advanced** painters will learn the artifice to translate real life into poetry. Even when you paint the most mundane subject, you will be able to interpret it with artistic personality. Francesco will teach secrets for **advanced** painters to develop their unique style.



Workshop Cancellation Policy:

Cancellations will be accepted up to two weeks prior to the beginning of the workshop. Refunds will be made (for cancellations during the two weeks prior to a workshop) only if the workshop fills and a replacement participant is found. Exceptions may be made in the event of serious illness, accident, or death in the family. Refunds, less a \$25 processing fee, will be mailed after the workshop. Policy II.C.1 & 2



Francesco Fontana 5-day Watercolor In One Stroke Workshop



WATERCOLOR
SOCIETY OF
OREGON

Join us for an amazing 5-day Francesco Fontana watercolor workshop October 10-14, 2016, in Oregon City.

Enclosed is my check to WSO for ☐ \$350 for current Active Members and Subscribers or ☐ \$375 for New Subscribers (includes a \$25 Subscriber fee).

NAME _____

ADDRESS _____

CITY _____ STATE _____ ZIP _____

PHONE _____ ☐ WSO Member ☐ WSO Subscriber

EMAIL _____

Registration is now open; please send your completed form and check to Tara Choate, 659 Breys Ave NE, Salem, OR 97301

Make Your Reservations at the Best Western Plus Rivershore Hotel



The hotel is right on the Willamette River.



Indoor and outdoor dining on the riverfront

By Tara Choate

WSO Members who plan to attend the 2016 Fall Convention in Oregon City can look forward to reserving their room at the Best Western Plus Rivershore Hotel. Room prices start at \$85.99 (plus tax.) Guests are offered a \$7.00 credit toward breakfast with this price. Reservations must be made directly with the motel by calling 503-655-7174.

"At our Oregon City hotel, outdoor recreation options abound including hiking the numerous trails. With easy access right off of I-205, our property is convenient for vacationers and business travelers alike. Our property is river front, making it great for a relaxing getaway or romantic escape. There's an on-site bar and restaurant so guests don't have to go far for a great meal. We're also located in a historical site at the end of the Oregon Trail, and there's plenty for history buffs to explore. Wildlife watching is prime, and birders will find no end to discoveries near our Oregon City hotel. Our pet-friendly hotel welcomes the entire family."



EXHIBITION SCHEDULE

**Spring Experimental Exhibition
2016 Spring Convention, Silverton**

**Spring 2016 Experimental
Exhibition, Silverton**

Juror: Kathleen Conover

20 Touring Paintings

June 1-27, 2016

Emerald Arts Center

500 Main Street
Springfield, OR 97477
Paula Goodbar, 541-726-8595
coordinator@emeraldartscenter.net

Tues thru Sat 11 am - 4 pm
Opening reception: June 10,
2nd Friday Art Walk
40% Commission

July 1-30, 2016

Albany City Hall

333 Broadalbin Street SW
Albany, Oregon 97321
Linda Herd, 541-917-7777
herdesign@comcast.net
Mon thru Fri 8 am - 5 pm
15% Commission

August 4-27, 2016

Elsinore Gallery

444 Ferry St SE, Salem, OR 97301
Brent Allen, 503-581-4642
elsinoregallery@outlook.com
Mon thru Fri 9 am - 6 pm
Sat 10 am - 5 pm
40% Commission

September 1 - October 1, 2016

Gallery Northwest

625 SE Jackson St
Roseburg, OR 97470
Judy Nigh, 541-236-2278
judynigh@icloud.com
Tues thru Fri 10 am - 5 pm
Sat 11 am - 3 pm
40% Commission


For questions and or suggestions of future venues for the traveling show please contact me at: 503-572-5709, "chirodoug@msn.com."



2016 SPRING TRAVELING SHOW TOURS THE VALLEY

By Doug Davies

April 2016 marked the 50th anniversary of the Watercolor Society of Oregon. The Oregon Garden in Silverton hosted the celebration during the 2016 Spring Convention. The Lunaria Gallery in Silverton was also the final destination of the fall and winter traveling tour of the successful 2015 Fall Watercolor Exhibition. The end of that tour marks the beginning of the tour of the 2016 Spring Experimental Exhibition award winners selected by internationally recognized watercolorist and juror Kathleen Conover.



The tour this spring and summer will stay in the valley and make stops as far south as Roseburg to its conclusion in the fall in Oregon City. We are always looking for future venues to showcase our artists and are currently fine-tuning the process. Our goal is to extend the stay of the show to allow more exposure in the designated area. As always, if you happen to be in an area where the show is being displayed, please stop in and introduce yourself. The galleries and their patrons are appreciative of the opportunity to talk art and hear some of the background stories of both show and artists.

The exposure that the Watercolor Society of Oregon and its participating artists receive through the Traveling Show is invaluable to those involved. Continue to create, and I hope to see you all in future showcases. Happy painting.

Doug Davies, *Traveling Show Chair*



KUDOS



By Sarah Bouwsma
Arizona Watercolor
Association: Dyanne
Locati won a first
place award for her
painting *Riverwalk in*

San Antonio in the AWA open members show. The show was located at the West Valley Arts Gallery in Surprise, AZ. The juror was Bernadette Mills. Dyanne's painting is fluid acrylic on Yupo paper, which gives a translucent shine to the finish. Sally Bills Bailey had two paintings in the show, *Southwest Colors* and *Snowline*.


Royal Institute of Painters: Work by Kris Preslan has been selected from over 900 entries worldwide to appear alongside paintings by some of Britain's leading watercolourists in the Royal Institute of Painters in Water Colours exhibition at Mall Galleries, London, April 6 - 16, 2016. The Royal Institute holds an open submission exhibition in Central London each year. Founded in 1831, the RI was established to exhibit the best contemporary watercolours.

Western Federation of Watercolor Societies: Three WSO members were honored to be accepted into the 2016 WFWS Exhibition, juried by Sterling Edwards. Nancy Cheeseman's painting *Broken Heart*, Linda Shelton's painting *Autumn's Glow*, and Sandra Wood's painting *Shadows* will be hanging in the WFWS 41st Annual Exhibit at the Arvada Center for the Arts and Humanities in Colorado. Both Linda Shelton and Sandra Woods will be receiving awards at the Reception in June.

Sally Bills Bailey's painting *Cliff Dwelling* was also selected for the WFWS exhibition through the Arizona Watercolor Association where she spends her winters. Having been included in three WFWS shows, she is now a Signature Member!



"Imagination" by Airi Foote



"Mad Hatter" by Susan Greenbaum



Sally Bills Bailey's Painting "Cliff Dwelling"



"The Picnic" by Rene Eisenbart

Red River Watercolor Society: Charlotte Peterson's transparent watercolor painting *Love Is a Wonderful Thing* will be on exhibit at the Plains Art Museum, Fargo, ND, in the Red River Watercolor Society 23rd Annual National Watermedia Exhibition. Tom Francesconi is the juror. The exhibition hangs from May 17 to September 3, 2016.

Northwest Watercolor Society: Nine WSO artists were accepted in the NWS 76th Annual International Open Exhibition: Ruth Armitage with *Crazy Quilt Farmland*, Maud Durland with *Lingering Light*, Margaret Godfrey with *Enduring the Cure*, Vernon Groff with *The Baker*, Kris Preslan with *Chicago Loop*, Pat Renner with

She Stood Like That, Linda Rothchild Ollis with *Vessel 925 16*, Liz Walker with *Waiting in the Wings*, and Harold Walkup with *Night People IV*. The juror is Jeannie McGuire. The exhibition is on display at the Mercer Island Community Center in Mercer Island, WA from April 18 - June 3, 2016.

Oregon Society of Artists: Leslie Dugas received a second place award in the Oregon Society of Artists' Spring Show for her painting *The Opportunist*. Jennie Chen's painting *5 pm Weekday* and Sandy Evans' *Collapse* received Honorable Mentions. Margaret Godfrey juried the show.

International Society of Experimental Artists: Several WSO



Dyanne Locati's "Riverwalk in San Antonio"



"The Opportunist" by Leslie Dugas



Liz Walker's "Speckled Pears"

Members were juried into the International Society of Experimental Artists (ISEA) 25th Annual Experimental Art Exhibit; the show runs June 3 - 8, 2016, in Bethlehem, Pennsylvania. The list of accepted artists includes Rene Eisenbart with *The Picnic*, Airi Foote with *Imagination*, Susan Greenbaum with *Mad Hatter*, Pamela Haunschild with *Black Aurora*, Sue Jensen with *The Trip Home*, and Sue Parman with *The Man Who Doesn't Matter*.

Publications:

Plein Air Magazine: The March 2015 issue featured Bend artist Cindy Briggs in a 3-page article as an expert in running artist's workshops. Briggs, co-owner of Make

Every Day a Painting Workshops was also featured recently in *Outdoor Painter online Magazine*, and on the *Artists Helping Artists Radio Show*.

Acrylics3 book, Watercolor Artist Magazine: Liz Walker's painting *Speckled Pears* and her accompanying paragraph about how she created this piece is featured on page 113 of *Acrylics3: The Best of Acrylic Painting*, published this spring by North Light Books. Liz's longer article and step by step instructions/photos will be published in the "Creativity Corner" section of *Watercolor Artist Magazine* (2016 July/August issue).

Please send Kudos to sarah@bouwsma.net

LOOKING AHEAD

Upcoming WSO Conventions

Fall 2016: **Oregon City**

Juror: **Francesco Fontana**

www.francescofontana.com

Convention: October 7-9

Workshop: October 10-14

Convention Chairs:

Tara Choate

Patty Stelz

Spring 2017: **Eugene**

WSO & WFWS Combined

Juror: **Jeannie McGuire**

www.jeanniemcguire.com

Workshop: March 27-31

Convention: April 7-9


(continued on next page)

Acclaimed Artists Coming to Astoria!



Ron Stocke

June 4, 2016, 9am to 4pm
Sketching in Astoria



Linda Rothchild Ollis

Sept 9-10, 2016, 9am to 4pm
Acrylic Workshop
Stronger Design



David Kitler

August 5-7, 2016, 9am to 4pm
Wildlife Sketching & Painting

Astoria Art Loft

106 3rd Street, Astoria OR 97103
(503) 325-4442

Convention Chairs:
Ruth Armitage
Margaret Godfrey

Fall 2017: **Gresham/Troutdale**
Juror: Paul Jackson

www.pauljackson.com

Convention: October 6-8

Workshop: October 9-13

Convention Chairs:

Mike Hill

Elizabeth Zimmerman

Spring 2018: **Florence**

Juror: Fran Larsen

Convention: April 6-8

Workshop: April 9-13

Convention Chairs: **Kathryn**

Damon-Dawson

Fall 2018: **Location Needed**

Juror: Frank Francese

www.ffrancese.com

Convention: October 5-7

Workshop: October 8-12

Convention Chairs: **Needed**

If you would like to help Chair a WSO

Convention in your community

please contact Anji Grainger, (503)

880-9429 or email to

anjiGrainger@frontier.com

Western Federation of Watercolor Societies

2016

Host: **Colorado Watercolor Society**

Location: Denver, Colorado

Juror: **Sterling Edwards**

2017

Host: **Watercolor Society of Oregon**

Location: Eugene, Oregon

Juror: **Jeannie McGuire**

2018

Host: **Southern Arizona Watercolor Guild**

Location: Tucson, Arizona

Juror: **Ted Nuttall**

2019

Host: **San Diego Watercolor Society**

Location: **San Diego, California**



with **René Eisenbart**

■ **2017 Kauai Retreat**
Feb 5-17

■ **Talk: Travel Inspires Art**
June 29 / free

■ **2-day Marbling Magic**
\$225 / at Rene's
June 13, 14 or July 6, 7

■ **5-day Portrait /**
Rene & Chris Stubbs
at Menucha / Oct 30 - Nov 3

■ **Color Workshop / OSA**
\$95 / Sept 30

■ **Lake Area Artists** Apr 22-24
■ **Artful Wanderer** Jun 2-30
■ **Painters Showcase** Sep 23-25

web rene-art.com

Calling all Artists!

1st Annual Drum Horse Artists Workshop

Spend the day painting, photographing, watching demos, and enjoying the horses!

Located in Eagle Creek, Oregon, only a 45 minute drive from downtown Portland

Saturday, June 25, 2016 1:00 pm - 6:00 pm

- Equine Anatomy Drawing and Watercolor Plein Air Demonstrations by Elizabeth Zimmerman
- Live Equine model sessions - draw, paint, photograph
- Liberty session at the covered arena - photograph some action
- Meet Drum Horse Stallions, Yearlings, and Mares.

- \$75 per participant
- Limited to 20 people
- Pre-Registration is Required
- No Horse Experience needed
- All Art Mediums welcomed

Questions? Email Elizabeth Zimmerman
WesternRoseStudios@gmail.com

Register at
www.WesternRoseStudios.com/Workshops

40% of proceeds goes towards HyTyme Equine Rescue

Steve Kleier

Oregon Society of Artists
Watercolor Class
Tuesday 10am-1pm or
Wednesday 630-830pm

Keizer Art Center
Wednesday
Drawing 9am-11am
Acrylic Noon-3pm

Contact me for
Classes/Workshops
Demonstrations

www.stevekleier.com

VIDEO RENTAL PROGRAM

By Mojdeh Bahar,
WSO Video Librarian

The WSO website has the complete listing of WSO Video Library stock. Please check it out and let me know if there is anything you would like me to add to the collection, and I will look into it.

New additions to the library:

Frank Francese, Fall 2018 Juror

- 1 Exciting Color in Everyday Paintings, 120 minutes
- 2 Fast and Loose with Frank Francese, 48 minutes

WATERCOLOR WORKSHOPS



Jennifer Evenhus
The Beauty of Imperfection
Aug 18-20
\$375 Members
\$400 Non-members

Turn a mundane pastel—whatever its subject—into a masterpiece. Throw perfection out the window and explore, experiment with materials.

Don Andrews
Color Emphasis Landscapes
Aug 21-23
\$400 Members
\$425 Non-members



Explore in a fresh, exciting and personal way. Each day focuses on a major visual theme: light, color, granulation, negative space, etc.



Barbara Stevens-Newcomb
Kandinsky & the Color of Expression
Sept 19-20
\$175 Members
\$200 Non-members

Explore color, line and shape as visual images in oil, water media and ink on canvas and paper.

FUTURE WORKSHOPS

October 3-6
Susan Bourdet: *Dramatic Lighting & Texture*

October 17-20
Jo Durnick: *Add Tools to your Watercolor Toolbox*

presented by
Emerald Art Center
541.726.8595
500 Main Street
Springfield, OR 97477

For all our upcoming workshops, visit us at
www.emeraldartcenter.org

Sue Archer Commanding Color,
2 hrs. 20 min. DVD

David N. Kitler Draw with
Confidence from Basic to
Brilliant, 2 hrs. 36 min. DVD

Dale Laitinen The Language of
Landscape in Watercolor,
1 hr. 15 min. DVD

Doug Lew Painting Motion in
Watercolor, 1 hr. 27 min. DVD

Renting is easy:

Look on the WSO website (most updated list) or the Yellow Brochure. Please note VHS and DVD formats. Email me with the Artist and the Title to check for availability. I will get back to you within a couple of days.

1 rental = \$7.00 (includes
S&H one way)

2 rentals = \$10.00 (if rented at the
same time, includes S&H one
way)

All Rentals are for the
duration of 2 weeks.

FREE DVD RENTALS - Send a check for \$3.50 to cover S&H for 1 item only. Otherwise we as an organization will be losing money for every free voucher. Thank you for your support.

We still have quite a few VHS tapes. Please consider donating instructional DVDs to the library; not only does it help the library to grow it also allows other artists to utilize your collection. You might be replacing a VHS tape as well and saving WSO some money!

How to earn Free rentals:

- Volunteering for WSO = 4 free rentals per year.
- Volunteering at our conventions = 2 free rentals.
- **Donating a DVD to the library = 1 free rental and you will always rent your donated DVD for free.**
- Joining a WSO critique group = 1 free rental per year.

Mojdeh Bahar
WSO Slides/Video Librarian
9795 SW Ventura Ct.
Tigard, Oregon 97223
Mojdeh@mojdehbahar.com



4 Reasons to Choose a Burridge Studio Workshop

1. Three Day Mentor

Imagine seven painters intensely painting their own series along with Bob.

2. Five Day Studio

Art studio refresher course, this instructional ten student class is tailored for new and returning painters.

3. Three Day Private

One Painter - Just you and Bob. Three days private studio and painting time dedicated to you alone.

4. Arroyo Grande California

Beaches, Wineries,
Golf Courses
Airport 10 minutes away



- Weekly BobBlast and ArtsyFartsy Newsletter - easy sign up for free inspirational ideas and demos.
- Online Store - Purchase Color Wheels, Books, DVDs and Charts
- Burridge Studio Apps on iTunes

Burridge Workshops for Artists
RobertBurridge.com



Pacific NorthWest ART SCHOOL

On Beautiful Whidbey Island

IN 2016

BRIAN DAVIS

The Essence of Light Oil Painting
Jul 18-22

FRANK FRANCESE

Watercolor Workshop • July 18-22

LARRY BLOVITS

The Landscape in Oil • Aug 15-19

MICHAEL STORY

*Painting Skies and Reflections in Oil
or Pastel* • Sep 7-11

JUDITH KRUGER

Nihonga: Then and Now
Sep 19-23

MITCH ALBALA

*Understanding Simplification and
Massing* • Oct 1-2

GLORIA MILLER ALLEN

Powerful Tools for Powerful Paintings
Oct 6-9

SANDRA WILSON

Creating History and Mystery
Oct 13-16

MING FRANZ

Splash Color Workshop • Oct 24-28


www.PacificNorthWestArtSchool.org

15 NW Birch St • Coupeville WA 98239

866.678.3396

Art in the Mountains

"Premier Destination Workshops!"



**Richard
McKinley**

Bend, OR
Jul 18-20,
2016

Mary Whyte

-Santa Fe, NM * Jun 6-8, 2016
-Laguna Beach, CA * Jul 11 - 13, 2017

Bend, OR

Jul 11-15, 2016 * **David Lobenberg**

Jul 25-29, 2016 * **Kim English**

Aug 1-5, 2016 * **Camille Przewodek**

Aug 8-12, 2016 * **Iain Stewart**

Aug 15-19, 2016 * **Lian Zhen**

David Taylor

- Santa Barbara, CA * Sept 5-9, 2016

- Laguna Beach, CA * Sept 12-16, 2016

John Salminen

- New York City, NY * Oct 3 - 7, 2016

Charles Reid

- New Orleans, LA * Oct 24-Nov 4 2016

Alvaro Castagnet

- Savannah, GA * Mar 25-31, 2017

Karlyn Holman

- S. America Cruise * Apr 25-May 15, 2017
12 ports - Santiago, Chile - San Francisco

**YOU CAN NOW REGISTER AND
PAY YOUR WORKSHOP
DEPOSIT ON OUR WEBSITE.**

503-930-4572

Come visit us today at:

www.artinthemountains.com

Request Your 2016 Brochure

Send your mailing address to:

info@artinthemountains.com

ERIC WIEGARDT

AWS-DF, NWS

VISUAL PLEASURE FOR GENERATIONS

AWS Gold Medal of Honor

**Specials Every Month on-line and
at Wiegardt Studio Gallery**

School of Painting

"Wiegardt's Painterly Watercolors"
June 20-24, 2016 . Long Beach, WA

MADEIRA WORKSHOP

Sept. 24-Oct. 8 2016 Info on:
www.ericwiegardt.com

**Artists' Connection
Membership Benefits**

- Discounts on all products in the Watercolor Store
- Discount on School of Painting Workshops
- Tip of the Month Articles

There are more services such as Discussion Forum, Library, Personal Critiques. To learn more go to Eric's website.

2016 Workshops



BREAKING WAVES

- May 9-12, Cazenovia, NY
- May 16-20, Greenville, NY
- June 13-17, Madeline Is, WI
- July 11-15, Cloudcroft, NM
- July 19-24, Rockport, ME

**For more information on
Educational Materials and
2015 School of Painting
Workshop schedule:**

www.ericwiegardt.com

or call 360.665.5976

email:

watercolors@ericwiegardt.com

UPCOMING



May and June

**Classes &
Workshops**

■ Kristi Roberts

Youth Classes—for ages 7-11 and 11-14

■ Mary Burgess

Intermediate Watercolor—Wed. mornings
Beginning Watercolor—Wed. evenings

See our website for details

www.villagegalleryarts.org

12505 NW Cornell Road (next to the Cedar Mill
Library) • Portland, Oregon 97229

503-644-8001



*Experience the
Excellence of
Hand-Crafted
Colors*

Handmade with the
most beautiful
pigments available
and a touch of
natural honey to
keep your colors
smooth flowing and
moist.

M. Graham

M. GRAHAM & Co

West Linn, Oregon

www.mgraham.com