

Watermark

www.WatercolorSocietyofOregon.com

Watercolor Society of Oregon

Vol XXXVII, No. 1

May 2015

ART ABOUNDS IN EASTERN OREGON



By Mary Corp

Get those *doggies movin'* October 2, 3, and 4 and head on out to the **WSO 2015 Fall Convention** at Hermiston in sunny, beautiful eastern Oregon. Art will abound

through our high quality WSO instructors who will rejuvenate your creativity and pump-up your energy to a new plateau. The Convention and Show will take place at the Eastern Oregon Higher Ed Center on Blue Mountain Community College Hermiston Campus. The Oxford Suites of Hermiston is our host hotel and will be the location of our Friday evening Meet & Greet, where you will gather with old and new friends and meet our Juror Ratindra Das.

Convention Chairs Mary Corp and Hyon Fielding have some special things planned that will add a little of the Wild West to the weekend. Anticipate our Wild West Murder Mystery during the Saturday evening banquet as we parley our creative wits to uncover *that wily rascal who done that dastardly deed*. So dust off your

See **Hermiston** - page 18



RATINDRA DAS, JUROR AND WORKSHOP INSTRUCTOR

WSO Fall 2015 Convention

By Mary Corp

Hold onto your 10-gallon hats! Ratindra Das is going to shake up and challenge you to break the rules and follow your hearts. He puts it this way, *There is no better reason to paint than just for the love of it. I enjoy, I struggle and I exult. Sometimes I will not follow the norms and rules of watercolor. Those who write prose will go by the rules, poets will not. Painting is a visual poem.*

Ratindra Das is a member of numerous watercolor societies and has won many awards for his work. Most importantly, though, it is his rule-breaking and risk-taking that have allowed him to accomplish these honors. What a treat we have in store for our Convention and the following 5-day workshop, October 5-9. The workshop will take place in the recently remodeled Latham Community Room at the Hermiston Public Library in downtown Hermiston.

Ratindra Das is a Dolphin Fellow and a signature member of the American Watercolor Society and the National Watercolor Society and

See **Workshop** - page 19

**MURDER IN
HERMISTON**
See page 18

Watermark

Watermark is the newsletter of the Watercolor Society of Oregon and is published quarterly in February, May, August, and November.

WSO PRESIDENT:

Linda Nye

NEWSLETTER EDITOR:

Send articles and images that are of general interest to the WSO membership to the editor via email and file attachments. The due date for the August issue of Watermark is July 15, 2015.

Sue Anne Seckora

NEWSLETTER DESIGN & ADVERTISING:

Send advertisements and payment to:

GRAPHICUS

Attn: Paul Bourgault

ROSTER CHANGES:

Mila Raphael

NEW MEMBER INFORMATION:

Diane Pinney

Enclosed with this issue:

1. The Spring 2015 Exhibition Catalog
 2. Prospectus for Fall Show in Hermiston
 3. Roster Changes (insert)
- Please contact Mila Raphael for any missing items.



WATERCOLOR
SOCIETY OF
OREGON

Visit the WSO web site...

www.WatercolorSocietyofOregon.com

Join the WSO Yahoo Group!

Send an email to

WCSocietyofOregon-subscribe@YahooGroups.com

Say "please add me to group" and include your full name and whether you're an active or subscriber member.

THE PRESIDENT'S MESSAGE

I have asked myself a question over the years. I am still not sure what my answer is. Here is the question: "Would I paint if I did not have the support of art friends?" We hear the phrase "I paint because I have to," proclaimed often. The truth for me is that when I am teaching or when I am in an art show/sale or when I am taking a class I do have to paint or I won't reap the rewards. What if I had none of these incentives, plus no art peers? Honestly, I know I would not paint.

As I approach the septuagenarian years I know many things I value. I love looking at all forms of art. I love being with my art friends. And I love having FUN! My art friends are fun. Each has a wonderful sense of humor. I am blessed with a cadre of positive, delightful "critiquers." Without these friends I would still be in my first art life as a production potter. I loved that life, too.

To have art friends is important to all of us. To be able to acquire new friends and to learn and to play I encourage you to attend **Art Abounds**, the 2015 Fall Convention in Hermiston. Sign up for the Ratindra Das Workshop to learn new skills. Hermiston is not so far away (only 130 miles from Portland) that we can't attend the convention to renew our artistic spirit, make new friends, and have fun on the banks of our mighty Columbia River.

Linda Nye

President



Linda Nye

IN THIS ISSUE

President's Message	2	Ratindra Das Workshop	1, 19
In Memorium	3	Call for Stories and Images for 50th WSO Anniversary	20
Board Action	3 - 4	Looking Ahead	20
What Happens at a Business Meeting	4	Merit Awards	20
100 Club Report	4	WFWS Report	21
Convention Registration Made Easy	5	New Members of 2014	22
Smith Rock Paint-Out	5	Member Profile: Madeline James	22
Education - Marbeling in Brownsville	6	Kudos	23 - 25
Making Waves in Newport - A Recap	7 - 15	Logo Merchandise Report	26
Convention Activities Review	12 - 14	Video Rental Report	27
Gale Webb Workshop	15		
Thank You Members	16		
Traveling Show Report	16		
Exhibition Schedule	17		
WSO History, The Way We Were	17		
Fall Convention, Hermiston	1, 18 - 19		

Photo Credits: Lynda Hoffman-Snodgrass, Linda Rothchild Ollis, Paul Bourgault, Jayne Ferlitsch, Sarah Bouwsma, Liz Walker, Leslie Cheney-Parr, Stephanie Low, Tom Webb, Lynn Powers, Charlie Anderson, Laura Hopper, Sharon Rackham King, Mila Raphael, Jean Bubak, Erin Price, Marilyn O'Brien

IN MEMORIAM

Carol Winchester

By Linda Nye

Carol Jean Winchester made it very clear before she passed away on March 5, 2015 that she wanted no "gloom and doom." So here are some attributes I know about Carol:

1. She loved her family and friends.
2. She loved to paint and was a wonderfully spontaneous award-winning artist who used line-work to enhance her paintings.
3. She did not eat fish...really hated fish.
4. Traveling with Carol was fabulous. She was a fabulous driver and all-around good sport.
5. Trying new recipes appealed to Carol.
6. No one was more responsible than Carol. When she said she would do something she did the job beautifully.
7. SHE LOVED WSO!! Before she passed away she made arrangements to have all her art supplies sold to benefit the 2017 Western Fed Convention in Eugene with a Garage Sale at Village Gallery of Arts on May 16, 2015.

All of us who had the privilege of knowing Carol will miss her.



One of Carol's whimsical Paintings

WSO BOARD ACTION



April 2015

By Jayne Ferlitsch
WSO Secretary

Following are the motions and decisions made by your representatives on the WSO Board:

President Linda Nye called the board meeting to order on April 10, 2015, at 7:00 pm. Nine board members and 11 committee members were present.

Secretary's Report: Ruth Armitage made a motion to accept the past minutes. Mila Raphael seconded. Motion passed.

Convention Consultant's Report: Newport Show Chair Ruth Armitage reported that registering for the convention "ala carte" instead of using the flat fee method actually brought in more revenue than projected. Since WSO policies state that a flat fee would be charged for attending convention events, the policies were changed to state that the convention chairs would decide how to set up the convention events flat fee or ala carte.

The 50th Anniversary WSO Convention in Silverton will be held April 2016 at the Oregon Gardens. Because the traveling show of award winners doesn't have to ship to its first gallery until May 26, Silverton Chair Kara Pilcher requested the full exhibition schedule be extended until that time. Ruth Armitage moved to allow the extension and Peg Patterson seconded. The motion passed.

Exhibition Tours, Ed Labadie: Ed proposed eliminating conflicting statements concerning the traveling show and alternate paintings in Policy X.7.a. Beth Verheyden moved that Policy X.7.a. be removed as we no longer have the juror pick alternates. Kathy Tiger seconded. Motion

passed. Tupper Malone moved that Policy X.7.b. be removed as well. Beth Verheyden seconded. Motion passed.

Treasurer's Report, Peg Patterson: Peg reported a cash balance of \$69,406.34. WSO finances will be re-evaluated after convention bills have been paid to see if an additional \$1000 can be sent to WSO 100 Club in June. Peg requested that convention and workshop refund policies be published in the *Watermark* and on every registration form. Any changes on any forms need to have a date stamp and initials.

Past-President's Report, Anji Grainger: Names are still needed for future Vice Presidents/Presidents. WSO also needs people to step forward to fill all volunteer positions so the same people aren't always doing all the work.

Administrative Council Report, Member-At-Large Tupper Malone: The WSO Board Facebook page now contains all the job descriptions, as well as lists of WSO equipment and forms and Board reports and minutes. All Board and committee members have access to this group. This should cut down on the President's copying costs.

Historian Kathy Tiger: WSO Archives will be delivered to Oregon State University and Karl McCreary in June. Sutton Raphael is working on the WSO video and will be filming at the convention. He will video and interview Tom Allen in May, and the first draft should be ready in June. Slides of the three top winners in the last 50 years of WSO shows will be digitized and put into a continuous loop that will show during the 2016 Spring Convention in Silverton.

Mojdeh Bahar requested her position be renamed "WSO Video Library" since the slides aren't really a part of her job anymore. Board agreed. Mojdeh will

(continued on next page)

produce a new video brochure with Paul Bourgault's help.

Logo Items, Diane York: The "Square" was a hit as sales for Friday surpassed sales for the whole weekend in Medford. People just don't carry cash anymore and love to use their debit and credit cards. New items included water bottles and ¾ sleeve shirts.

Membership Council, Mila Raphael: Current membership is 778 Active Members and 83 Subscribers. The Board supports Mila in her quest for an easier way to manage the membership.

Western Federation of



YOUR PURCHASES SUPPORT
UO STUDENTS, FACULTY & STAFF.

The Duck Store

Local. Independent.

Oregon's largest art supply store
south of Portland.

OPEN DAILY | 895 E. 13th Ave
Eugene, OR 97403

THE DUCK STORE
541.346.4331 • UODuckStore.com

Watercolor Societies, 13% of the Oregon artists that entered were juried into the 2015 WFWS Exhibition in Lubbock, Texas. Ruth Armitage and Margaret Godfrey will represent Oregon.

Meeting was adjourned at 9:00 pm.

WHAT HAPPENS AT A WSO BUSINESS MEETING?

By Jayne Ferlitsch

Those who make it on time to the Sunday morning Business Meeting at the convention get a ticket and a chance to win a fabulous prize! This is a time for you to find out how WSO operates. It isn't as long or involved as a Board meeting, but it does touch on all aspects of this wonderful group. There is always a presentation from the Chair of the next convention that will get you excited about the next gathering. There are reports from the Treasurer, WSO 100 Club, Education, and Publications. These reports show you the benefits of being a member with workshop offerings, scholarships, critique groups, and how your society keeps increasing the cash awards for those outstanding award winners!

A common theme you will hear over and over is how volunteering for WSO brings long-lasting friendships and opportunities to become a better artist. My personal experience is that I was invited into a critique group as a direct result of volunteering for a small job. As a result of the critique group, I started getting into the shows. By getting into the shows, I got more recognition as an artist and felt I needed to give back, so I volunteered some more!

I hope you will come to the next Business Meeting and find out what WSO can do for YOU. *(An added bonus is that you'll have a great seat for the Juror's Demo/Lecture!)*



WSO100Club, Inc.

By Mickey Beutick Warren



We are very fortunate and proud that the WSO100Club,

Inc. continues to be the backbone of our show awards. Since its establishment in 1984, our Endowment Fund has allowed the WSO to honor its prize-winners with something more than a ribbon.

Dutifully managed for well over 30 years by Chris Keylock Williams' husband Jim, the WSO100Club Endowment Fund has substantially grown, safeguarding Education and Award monies for a long time to come. Starting with the Spring 2015 Convention in Newport, the WSO100Club can now provide an extra \$500 for award money, for an impressive total of \$2,500 per show (if needed).

So where does the money come from, you may ask?

The WSO100Club Endowment Fund consists of two distinctly different funds: the Education Fund and the Awards Fund.

- The money in the Education Fund is provided by the WSO and a few other sources. After WSO Board approval, any amount from this fund can be given out for workshops, seminars, etc. *(Newly designed Funding Request forms can be found on the WSO website under the tab "Forms".)*
- The money in the Awards Fund is provided by a variety of donations from fellow artists and many other benefactors. This fund is basically self-propelling; only the generated INTEREST is used for awards,

leaving the principal intact at all times.

For only \$100 you can contribute and become a WSO100Club Patron for life! You will be recognized at all of our shows, while your name will be listed in our Awards catalogues. And if you are already a WSO100Club member, you can consider donating again, maybe this time in the name of a grandchild, parent, or an art teacher. As the WSO100 Club, Inc. is a non-profit organization, formed under Section 501(c)(3) of the Internal Revenue Code, all donations are fully tax-deductible.

So, may we count on you to become part of this great tradition?

Mickey Beutick Warren
WSO100Club, Inc. President



CONVENTION REGISTRATION CAN BE EASIER

By Rob Robinson

Registering for a WSO convention can be a little complicated at times. We would like to make the process as easy as possible. Our current registration system has proven problematic. We would like to replace it with one that works well. During the next couple of months, we will be researching options for registration systems. You can help in one or all of the following ways:

- Give us the location of any website where you have found registering for an event to work easily and well.
- Let us know where you have had problems registering for our last two conventions.
- Volunteer to review an online

registration system or systems. There are many systems available, so it is difficult for one or two people to cover them all.

Please contact Rob Robinson at if you can help in any of these ways. Thank you!



PAINTING AT THE ROCK

2015 Smith Rock Paint-Out Registration Opens

By Cameron Kaseberg

Becoming known as one of Oregon's favorite plein-air painting competitions, **The Smith Rock Paint Out** returns on June 20, 2015 to Central Oregon's spectacular Smith Rock State Park. The event, organized by the High Desert Art League and Smith Rock State Park, will once again include a juried exhibition at the Roberts Field/Redmond Municipal Airport terminal.

Artists who work in 2-D media and are able to create their paintings in the allotted time from start to finish while in the park are invited to participate in this unique plein-air opportunity as

well as compete for cash, prizes, and a spot in the juried exhibition.

Known for its world-famous rock climbing, Smith Rock State Park is also host to many miles of hiking and mountain bike trails, the meandering Crooked River, and views of the volcanic peaks of Oregon's Cascade Range. It is a wonderful setting for artists, photographers, and the perfect spot for plein-air painting.

The Smith Rock Paint Out takes place at Smith Rock State Park near Terrebonne, Oregon on June 20 from 8 am - 3 pm. The juried exhibition will be held June 23 - August 23 at Roberts Field/Redmond Municipal Airport's beautiful terminal where you may purchase one of the works of art for yourself.

Make plans now to participate as an artist or to simply enjoy a day at the park soaking in nature and watching the artists at work. Event and artists registration information can be found at www.smithrockpaintout.com. Learn more about Smith Rock State Park at www.oregonstateparks.org



Smith Rock State Park

EDUCATION

Marbling in Brownsville with Liz Walker

By Alice Tetamore

The participants in Liz Walker's *Experimental Marbling Workshop* enthusiastically spent two days immersed in the process of learning how to marble with acrylic paints on paper. Seven of us marbled more than 20 papers each, and we learned how to turn a marbled paper into a finished painting.

It was exciting to see each unique individualized print emerge from the marbling tray to a chorus of "oohs" and "ahs"! Liz, a member of WSO since 2001, has been marbling for nearly a decade. She was very well organized and prepared for the workshop and reassured everyone that even so-called marbling "mistakes" can be turned into beautiful paintings. She presented clear directions, demonstrations, and explanations of the marbling process and how she uses the marbling technique to develop her own unique paintings. Her energy and passion for marbling enhanced the workshop and inspired her students.

We spent the first morning sponging alum water onto all papers to be marbled; this allows the paint to adhere to the paper without rinsing off. We bagged up all treated papers and flattened them overnight so they were ready to go the next day. Liz then showed us how to mix a clear powder called carrageenan (powdered peat moss extract) with water in a blender. The carrageenan was stored in the fridge overnight, and the next day was poured into the marbling tray.

Later during the first afternoon, Liz presented a digital slide show that depicted a step-by-step look at how she had



Liz Walker shows off her marbling tray looking pleased with the result.

evolved many of her marbled papers into finished paintings, which elicited much discussion. Liz then gave everyone several sheets of pre-marbled papers, plus paints and brushes so that they could create a few paintings of their own.

Day two was a non-stop, full day of marbling. We flung tiny droplets of acrylic paint onto the surface of the carrageenan in the tray and then raked or combed the paint to form marbling patterns. Then, we lowered the alum-treated paper onto the paint in the tray and quickly pulled off the paper, rinsed it with water, and hung it on lines to dry. All around the room, colorful papers were dripping dry on laundry racks and a makeshift clothesline. Marbling is a bit messy and wet, but well worth the results. The group graciously helped Liz clean up the room and load up her car with all the equipment and supplies she had brought for the workshop.



Alice Tetamore poses for a photo.



Two of her six students at work

An added bonus of this workshop was that participants brought some of their own "failed" watercolor paintings from home and marbled over them in subtle "Italian Vein" patterns, which rescued them from obscurity. To see samples of this process, visit Tara Choate's blog: <http://tarachoate.com/marbling-workshop-with-liz-walker-day-2/>

The workshop was hosted by the Brownsville Art Association at the Art Center located in City Hall on Main Street in Brownsville, Oregon. The BAA is very grateful to the Watercolor Society of Oregon for their Education Grant, making it financially feasible for the seven participants to take Liz's workshop at a great price. Participants experienced a new technique that otherwise would not have been available in our area. In addition, BAA is thankful for the privilege of having Liz Walker travel from Portland to share her expertise with us.



MAKING WAVES IN NEWPORT



By Linda Rothchild Ollis

We are still riding the waves of our 2015 Spring Convention and Exhibition on the beautiful Oregon Coast. Educational and enlightening sessions delighted WSO members who attended. Co-Chairs Ruth Armitage and Barb Sulek provided the leadership and skillful organizational skills that made this convention a success.

Catherine Rickbone and Tom Webb on the Newport Visual Arts Council generously provided their excellent guidance, support, and publicity.

Friday afternoon we checked in at the Hospitality Table at the Agate Beach Inn. Co-chairs Cynthia Jacobi and Marion Moir led the Hospitality Table along with their dedicated team of local volunteers. The ever-popular WFWS garage sale, organized by Jayne Ferlitsch, put smiles on the faces of many members who eagerly scooped up art materials. Members from all over the state shopped, greeting old friends and

meeting new ones.

The fabulous vendor co-chairs were Leslie Dugas and Linda Cook. A special thank you to vendor Merri Artist from McMinnville. They sent a box of supplies to the post convention workshop to supply those participants who wanted to purchase a few things they had forgotten. Creative Catalyst offered our favorite artist videos at a special convention price. Convention attendees were also able to purchase hand carved graphite drawing implements (a variety of seashells, florals, small animals, and brushes, to name a few) from Newport sculptor Kelly Barker.

HOSPITALITY TABLE



Lynda Hoffman-Snodgrass

Cynthia Jacobi working at registration on Friday.

The last stop for the Fall 2014 Traveling Show!

The infamous shipping crates



Lynda Hoffman-Snodgrass

PAINTING HANGING



Stephanie Low

Stephanie Low

Kathryn Damon-Dawson and Suzi Blaisdell manage intake.

VENDORS



Paul Bourgault

Creative Catalyst had many bargains at their vendor display.



Paul Bourgault

Merri Artist from McMinnville was there with its specials.



Stephanie Low

Painting handlers at work - L to R: Charlie Anderson, Darlene Faust, Pam Parker and Mark Finlayson

Kelly also provided 10 of his exquisite carved pieces for door prizes at the business meeting.

Diane Pinney, New Member Chair, led the orientation to welcome our New Members (*see photo on page 22*). Nine of our new members are already actively involved in WSO. Laura Leiman, Ann Wecks, and Lorry Jackson contributed reviews of convention activities to this newsletter. Elvina May, Denise Marshall, and Beth Paul were participants in the Juror's Critiques. Linda Burgel, Jack Allen, and Vernon Groff were juried into the show. Jack and Vernon won awards.

Thanks to Phyllis Meyer for being our "food person" for the Meet & Greet, the box lunches, as well as the Banquet. Jean Lea created our tablescapes in her spare time, when she wasn't focused on her workshop chair responsibilities. Every one of those 110 calla lilies was hand painted and created by Jean. At the end of the evening members had purchased approximately half of them. Gale Webb, with her Texas charm, welcomed the chance to Meet & Greet us on Friday evening.

Even before many of us arrived on Friday afternoon,

Beth Verheyden, Rob Robinson, Stephanie Low, and their capable volunteers, were busy receiving and hanging paintings at the Runyan Gallery on Thursday. Volunteers hung 80 paintings quickly and efficiently with a minimum amount of discussion. It was a thing of beauty to see all the paintings displayed and then watch the Rob/Stephanie team attend to final necessary corrections and lighting. The paintings are a excellent showcase of our WSO creative spirit and talent.

Saturday, our stellar line-up of session and paint-out leaders wowed us with their presenta-

MEET & GREET



Friday night's Meet & Greet



The food spread was terrific at the Meet & Greet and the Artists' Reception



L to R: Betty Barss, Charlotte Peterson, and Sunny Smith



L to R: Barb Sulek, Gale Webb, Ruth Armitage and Linda Boutacoff



Mark Finlayson & Linda Rothchild Ollis setting up for Critique #1.

CHRIS WILLIAMS PAINTOUT



Chris Keylock Williams shared her techniques at Ruth Armitage's house overlooking the harbor.



Another masterpiece created by Chris.

JUROR'S CRITIQUES



L to R: Marilyn O'Brien, LaVonne Tarbox Crone, and Joneile Emery

tions. Please see the articles in this *Watermark*, in the Newport Convention Activities Reviewed section. WSO members who attended the sessions wrote the articles.

After dinner at our Saturday Night Awards Banquet, Gale Webb narrated the presentation of our 20 award-winners. Gale said, *I could only select 80 for the show and only 20 awards. I wish I could have included more.* As she reviewed the strengths of the 20 award-winning paintings, her comments made us feel that she knew each image well and had given considerable thought to her

selection.

Kathy Haney pulled together the Business Meeting Sunday morning with her group of volunteers at the new OCCC campus. Much thanks goes to Marion Moir who acquired a donation of coffee from the Newport Dutch Bros. It was welcomed by all.

Gale Webb's demo followed our Sunday morning Business Meeting at the Oregon Coast Community College. *I have studied with many excellent artists, and I want to pass on to you what I have learned,* Gale said as she began painting. She adhered collage

material and painted spontaneously, keeping us entertained with her humorous comments. Applying patterned paper to a drawing of a seated figure, Gale brought her painting together with intuitive gestures, colors, and shapes.

Gale says about her teaching style: *I just want artists to be able to get back to enjoying the process and the product. I try to encourage students to develop their own creativity and enjoyment and feel confident in their own creations.* Her fresh approach, willingness to explore and ability to move past challenging parts of her

ARTISTS' RECEPTION



Pamela Parker received "The Peoples Choice Award" for her painting "Land of the Osprey."

Paul Bourgault personally apologizes for giving that distinction to the wrong painting in the Spring Exhibition Catalog.



Sharon Rackham King reenacts Rene Eisenbart's portrait pose.



Best of Show went to Georganna Happel.



Sandy Dutko with her Painting



Lane Hall with his painting "Retired"



LaVonne Tarbox Crone



Tupper Malone with her painting



Plein air master Brooks Hickerson

Kick start your art!

Learn from Art DVD workshops
all media • all levels

Thoughtfully structured workshops for the best, most thorough DVD learning experience.

Creative Catalyst Productions

www.CCPVideos.com
or call 1-877-464-2228

painting, revealed that vulnerable place every artist experiences.
Thank you, Gale, for sharing your authentic painting process and these valuable lessons with us.



Jayne Ferlisch

WSO President Linda Nye
 with juror Gale Webb

SOCIAL HOUR / AWARDS BANQUET



Lynda Hoffman-Snodgrass

L to R: Ruth Armitage (Show Chair), Larry Nye (first man),
 Linda Nye (WSO President), and Gale Webb (Juror)



Jayne Ferlisch

One of Jean Lea's magnificent center
 pieces at Paul Renner's table.



Lynda Hoffman-Snodgrass

L to R: Georganna Happel, ? , Linda
 Nye, Linda Rothchild Ollis



Lynda Hoffman-Snodgrass

Georganna Happel with
 her Best of Show Award



Jayne Ferlisch

Visiting WFWS delegate from Utah Maura
 Naughton and spouse enjoying the Banquet.



Lynda Hoffman-Snodgrass

L to R: Geoffrey McCormack, Lane Hall



Lynda Hoffman-Snodgrass

Peggy Stermer-Cox won
 the 4th Place Award.



Paul Bourgault

George Honnel with Pat and Paul
 Renner at the Banquet



Leslie Cheney-Parr

Sarah Bouwsma with
 Her Diamond Award



Lynda Hoffman-Snodgrass

Charlotte Peterson
 with her award



Lynda Hoffman-Snodgrass

Mila Raphael with
 her Silver Award

THE SUNDAY BUSINESS MEETING



Paul Bourgault


Members settle in at the Oregon Coast Community College for the business meeting.

GALE WEBB DEMO



Lynda Hoffman-Snodgrass

Gale was a good sport when the mic was taped to her for the lecture / demo.



Leslie Cheney-Parr

Gale Webb's finished demo.

AROUND NEWPORT



Jayne Ferlitsch

L to R: Jayne Ferlitsch, Rene Eisenbart, Mojdeh Bahar, Sue Parman, Sharon King and Mark Finlayson about to enjoy the best seafood in town at Local Ocean.

...and the Sunset on a steller WSO Convention in Newport



Lynda Hoffman-Snodgrass



Lynda Hoffman-Snodgrass

50th Anniversary Videographer Sutton Raphael speaking with his grandmother Mila Raphael.



Lynda Hoffman-Snodgrass

Clams? Not really sure what these creatures were for sure, but they were cool! Lynda

Newport Convention Activities Reviewed

Gelli Plate Printing with Susan Greenbaum

By Judy Robison

Workshop leader Susan Greenbaum demonstrated a spirit of fun and exploration as she led us through the *how to's* of Gelli Plate Printing. Susan emphasized that Gelli Plate Printing is a flexible medium that allows artists a range of painting styles, from expressive to controlled.

Susan provided an excellent handout detailing supplies, basic essential information, resources, and tutorial links. Thus, we were able to give our full attention to the demonstration.

Susan took us through a review of the materials, paper options, and various techniques to apply to the printing; this included stenciling, direct application of paint to the



Linda Rothchild Ollis

A large and very attentive audience was on hand for Susan Greenbaum's session.

plate, and layering of colors and collage. We learned that we have a great potential for the resource of stencils in our junk drawer or with kitchen items that can serve double duty as stencils and marking tools.

The session ended with Susan

sharing several of her completed Gelli Plate Printing works that combined collage, painted surfaces, and markings. She gave these words of encouragement, *Just do it! You'll figure it out. And have fun.* Thank you, Susan!

Marbling Transformation with Rene Eisenbart



By Ann Weeks, New Member

I have loved Rene Eisenbart's artwork for years. It was a real privilege to be in her workshop. I have a little, old suitcase in my studio. In it I keep Rene's illustrations that she did for the *Oregonian, Home and Garden Section*. She inspires me with her watery, loose touch in her watercolors.

Rene is a professional and well organized. She made everyone feel comfortable. No matter what question was asked, she was gracious about answering. The overhead camera worked well; I could see what she was doing from where I was seated in the audience. She shared examples of what doesn't work in marbling and showed us how to create a painting from a marbling pattern. Then she showed us how we could marble one of our existing paintings that doesn't work and make something new from it, which appealed to me.

I also appreciated how she



Linda Rothchild Ollis

Attendees learned lots from Rene.



"Rene is a professional and well organized."

Linda Rothchild Ollis

stressed that we shouldn't buy marbling equipment until we have taken a workshop. Rene provides all the supplies in her marbling workshop. After trying marbling, you have the chance to decide if want to

invest in it. As Rene explained about all the equipment and supplies that are necessary, I thought about my studio space and where I would pile all that stuff! With all the preparation you have to do ahead of time, it is nice to know what is involved. She saved me time and money by emphasizing that I should first take a marbling workshop.

Rogue Brewery Tour with Marc Armitage



By Ruth Armitage

On Saturday afternoon more than 15 guys spent a fun afternoon touring the Rogue Brewery at the Newport Marina.

They enjoyed getting to know each other a bit, as well as experiencing a very informative tour of the facility. They reported that the tour guide was excellent. They really enjoyed hearing about the history and workings of this local business. And many of the participants also enjoyed tasting the wares!

Kim Smith Paint Out

By Ruth Armitage

WSO's energetic, dynamic pleine aire painter Kim Smith was a great sport about leading the scheduled paint out. Kim began with a direct approach, using strong color. Alas, the unpredictable spring coastal weather swooped in with a torrential downpour. Luckily the group was able to move across the street to

shelter under the awning of Newport's 4-star restaurant, Local Ocean. Kim quickly restated some of the remaining dark areas and added a small amount of detail. She stressed simplification and really came home with a nice study, despite the weather! Participants stayed to try their own hands at painting, but the weather continued to make painting difficult. I think everyone should be dried out by now!



Kim working wet-on-wet at the rainy harbor.

Shell Printing & Watercolor Backgrounds with Marion Moir

By Lorry Jackson, New Member

I enjoyed the Shell Printing & Watercolor Backgrounds Session with Marion. I can see using what I learned to make cards with seashell prints to give as gifts.

I appreciated her enthusiasm. She made it seem easy. She provided a large selection of cut and uncut shells to print with. This also included nautilus shells that had been sawn in two so you could use the interior of the shell for printing.

Most of the participants used acrylic paint to print the shells onto a variety of papers that Marion had provided. She also shared plenty of her own printing with shells examples.

The best part of the session came at the end when she gave us a handout of 35 Chinese symbols, which included the signs of the Chinese Zodiac and Chinese characters for Strength, Self, Sun, Eternity, etc. We carved the design we chose into a white eraser to make a Chinese chop. Then we stamped our paintings with our own Chinese chop in red stamping ink.



Sue Anne Sekora



Peg Patterson and Tara Choate

Takes Three to Tangle with Charlotte Peterson, Betty Barss, and Linda Boutacoff



L to R: Linda, Charlotte and Betty

By Lois Larson

This was something I had read about and was curious to try. It was fun! Charlotte, Betty, and Linda call their patterns *Zen DeZines* because the name *Zentangles* is copyrighted. Some of their designs are incredible.

They gave each of us two pieces of paper, and the pattern samples. Then we designed our own *Zen DeZines*. The process starts with just a few marks on the paper and then you develop a pattern. It is more than just doodling. You focus on repetitive patterns that turn into images and designs.

Diane Hicks enjoying the workshop.




They had created cards, which provided examples of how to handle possible subject matters. The cards also showed how a flower could have patterns in the background. It was very helpful that Charlotte said, *You can't make a mistake*. I could see that it could become very addicting.

The Road Not Taken Panel of Liz Walker with Kathy Tiger, Helen Brown, and Susan Spears

By Laura Hopper




Liz Walker Moderated a stimulating session of *The Road Not Taken*. Liz, with Kathy Tiger, Helen Brown, and Susan Spears presented much food for thought as they shared their journeys of establishing their own personal artistic styles.



Liz Walker moderates while attendees take notes.

A sampling of their numerous ideas include:

- Remain open to learning new techniques.
- Look beneath the surface for meaning.
- Pay attention to and identify what you love.
- Be open to new ideas.
- Use small "scribble" paintings as a warm-up and as a transition into the right brain.
- Think of your paintings as the record you want to leave behind.



Kathy Tiger and Liz Walker

Watercolor on Canvas with Carole Hillsbery

By Mila Raphael

Carole aspires to be the "George James of watercolor canvas." She hopes that some day watercolor shows will permit its use. Her enthusiasm for painting on watercolor canvas was very apparent as she demonstrated her technique. She was drawn to using canvas when she lived in Arizona. She found that watercolors displayed under glass had too much glare with the strong southwest sun. She loves that she can simply hang a finished piece without framing. Yet if she wants to frame the painting, the canvas comes in standard sizes and fits standard frames.

She paints on *Yes! Canvas* from Jerry's Artarama. Her first step is to wash the canvas under running water. She rubs the surface with her hand to remove any sizing. Then she lets it dry completely.

She draws her design on the surface and paints on a flat surface because she uses a lot of water when she paints. After applying the first layer of a very juicy, loose background, she lets it dry completely before painting in the more detailed



Mila Raphael



Paul Bourgault



Linda Rothchild Olla

Carole Hillsbery giving her fascinating demonstration on watercolor canvas.

areas with thicker paint. She changes colors with every stroke, using unusual, unexpected colors. When she is not sure what to do next, she splatters paint in a variety of colors. If she doesn't like the result, the paint is easily removed with a thirsty brush.


When she is finished painting she applies FROGTAPE around the top edge of the painting, overlapping the outside edges a 1/4 inch. She paints the remainder of the outside edge with black acrylic or black gesso.

To protect the watercolor surface she buffs it with *Dorland's Wax*. She folds a towel to brace the underside of the canvas. Then she works in a small amount of wax with two fingers

in a very thin layer. She lets it dry for 24-48 hours. Then she buffs it with dry rags torn from T-shirts. She repeats this a second time and sometimes even a third time, depending on how shiny a surface she wants on her painting. If the canvas gets stretched in the process, she lightly sprays the back with water and as it dries it becomes taut again.

As she painted Carole invited participants to walk behind her to get a closer look at just how juicy she was painting. Folks eagerly lined up to see the painting in progress and the samples of other paintings she had brought with her. I look forward to trying out my hand painting on watercolor canvas.

Watercolor Pencil with Patricia Schmidt



Marilyn O'Brien



Jean Bubak

By Marilyn O'Brien and Jean Bubak

Jean Bubak and I had the pleasure of attending Patricia Schmidt's Watercolor Pencil demo. Patricia was very well prepared for this class. When we registered for her class we were supplied with a list of materials that she wanted us to bring.

She started the demo by handing out watercolor pencil charts and

asked us to fill in the blanks. We had two boxes for each color. On one of the boxes we laid down the pencil color dry. In the other box we laid down the color dry and then activated it with water. We were able to see the intensity that the water-activated color produced. We were also able to compare different brands of watercolor pencils, all of which reacted differently when we added the water.

She then did a mini demo; she showed us how to wet the ends of the watercolor pencils with a wet brush and apply this to the watercolor paper. She also showed us how to take a wet toothbrush and rub it on the end of a watercolor pencil, splattering color onto the paper. Then she demonstrated how to enhance a watercolor painting with watercolor pencils.



Linda Rothchild Olla

Patricia Schmidt poses for a photo op.

We had time to start a small painting of a glass ball, but due to time limits we were unable to complete it. This class has inspired Jean and me to learn more about watercolor pencils. We look forward to attending one of Patricia's classes that she teaches in Lake Oswego.



GALE WEBB WORKSHOP HUGE HIT

By Ruth Armitage and Barb Sulek

The Newport Visual Art Center may never be the same again. For four days following the 2015 Spring Convention Gale Webb and 25 eager painters painted and pasted with collage papers, making layered collage paintings and enjoying each other's company.

Gale had us in the palm of her hand following her Sunday collage and painting demonstration. Little did we know how much fun she had in store for us. We hardly even noticed that we were actually learning about design.

One of the main things we noticed about the workshop was that although everyone was charged with the same exercises each day, the lessons were so open ended that each person's work really ended up looking unique with their own color, design, and personality infused within. The excitement and enthusiasm were contagious, and Gale was a patient and generous instructor.

The classroom at the art center provided us with spectacular views of the beach and a light, airy workspace to share. We all wished that we could paint there daily! It was a treat to be able to saunter downstairs at lunch and really take our time enjoying the magic of the paintings in the gallery space. It is remarkable how much time it really takes to absorb 80 paintings by our talented WSO artists. Each time we walked through the show, different work jumped out at us. Walks on the beach were another popular morning or lunchtime activity.

Jean Lea was a genius at providing food for us, including lots of treats left over from the artists' reception and freshly



L to R Back Row: Blenda Tyvoll, Kathleen Buck, Karen Kreamer, _____, Kim Smith, Cynthia Jacobi, Linda Cook, Sandy Evans
Front Row: Jean Lea, Barb Sulek, Linda Burgel, Linda Nye, Kathy Tiger, Ruth Armitage, Gale Webb



Shhhhhh! Class in progress.



Christine Helton with her workshop painting



Gale presents her finished demo with Barb Sulek.

baked biscuits and homemade vegetable soup from Cynthia Jacobi's kitchen, plus a lot more. Thanks so much, Jean!

Many of us also enjoyed the local eateries close by. Some of the class members took advantage of the proximity and enjoyed staying at the historic Sylvia Beach Hotel, while others shared lodgings at the Best Western, vacation rentals, and even the yurts at Beverly Beach.

Getting to know our fellow WSO members is one of the side benefits of a WSO workshop. We enjoyed hanging out together with some of our new members alongside with some veterans.

Everyone pitched in to help with clean up; by the end of the workshop, the classroom looked as if it had been infested with a few little mice who had left paper collage clippings all over the floor.

We were all a bit sad to leave each other on Thursday afternoon. However, we were satisfied to take home new inspiration and knowledge, as well as finished paintings to prove to family and friends that we actually worked and produced some art. We can mark another great week of working together with WSO friends on our calendar. Join us the next chance you get!



THANK YOU MEMBERS!



L to R: Barb Sulak (co-chair), Gale Webb (juror)
and Ruth Armitage (co-chair)

By Ruth Armitage and Barb Sulek

A convention of this magnitude would not be possible without help from you, the WSO membership. First of all, thank you to everyone who attended. Think how sad it would be if we planned this party, and no one came! We loved sharing every minute with all of you. If you have not been to a convention, I can't stress enough - **You're missing out!**

Several individuals went above and beyond to help make this job easy for us. Probably one of the most important of those was Rob Robinson. Not only did he struggle through setting up and managing the website for Registration, he also helped receive paintings and hang the show. He and his outstanding crew did a great job to make sure your paintings looked professional, well-lit, and straight. The show looks beautiful, thanks to Rob.

Secondly, Mark Finlayson did another great job of setting up our audio/visual needs for Saturday's presentations as well as for the Sunday demo by Gale Webb. He stayed calm when faced with the lack of a lapel microphone; finally, we were able to figure out a way to rig the hand microphone so that Gale could paint and talk without leaning into the microphone. Mark does this for every show and does it with a smile. **Thank you, Mark!**

Linda Rothchild-Ollis handled all of our publicity before and after the convention. Thanks to Linda's efforts, we were able to do two radio interviews, and local papers published several articles about our weekend. She also pitched in with hanging the show and coordinating both critiques. How does she manage to do it? We really appreciate your efforts, Linda!

Many others were there for us when we asked. They even offered to help. That made our jobs so much easier.

On page 26 of your Exhibition Catalog you'll find **what we hope** is a complete list of members who helped make this convention a great event. If you see any of these people, please let them know how much their efforts mean to WSO. And if someone asks you to do a small job for a convention, I hope you'll say, **"Yes!"**

With our deep appreciation,
Ruth Armitage and Barb Sulek

FALL 2014 EXHIBITION PAINTINGS SELL



By Ed Labadie


The Fall 2014 Traveling Show completed its tour covering the expanse of our great state. I'm happy to report that at the full exhibition at the Rogue Gallery in Medford, Don Burgess' painting *Lower Antelope Valley* was sold. In addition, Lois Larson's painting *Number 93* and Beth Verheyden's painting *Long Walks and Raindrops* were sold at the Chessman Gallery in Lincoln City.

The new Spring 2015 award-winners have been selected by juror Gale Webb. They are scheduled to visit a number of locations, detailed in the sidebar column. If you live in the area, please support the Opening Receptions in the various venues that exhibit the Traveling Show. WSO volunteers work hard to showcase your works to art admirers and buyers, and we encourage you to participate in all the educational and exhibition activities.

In addition, we have prepared for the Fall 2015 Exhibition in Hermiston, and the Traveling Show locations include Hood River, Baker City, Gresham, and Silverton which will be detailed in the August 2015 *Watermark*.

Ed Labadie, Travel Show Chair
John Mohnney, Co-chair

Late Breaking News!



What do you get when you cross a Canadian football player with a Harley enthusiast, a chiropractor,

and an artist? Doug Davies!

Doug has agreed to take over the duties of the Traveling Show Chair, joined by Co-chair John Mohney. Doug really has a fascinating collection of talents, and we're thrilled that he's going to assist WSO in this active role.

**Paintings that sold from
the Fall Show Tour...**



Don Burgess - "Lower Antelope Valley"



Beth Verheyden -
"Long Walks and Raindrops"



Lois Larson - "Number 93"

EXHIBITION SCHEDULE

**Experimental Exhibition
Spring 2015, Newport**

Juror: Gale Webb

All 80 Paintings

April 10 to May 4
Runyan Gallery,
Newport Visual Arts Center

20 Award Winning Paintings

May 7 to June 27
Elsinore Gallery
444 Ferry Street, Salem, OR 97301
Exhibit Coordinator: Brent Allen
503- 581-4642
Hours: Mon-Fri 9 am-6 pm,
Sat 10 am-6 pm
Opening Reception: Saturday
May 16, 3-5 pm.

July 3 to 31
Art in the Atrium,
Franklin Crossing
550 NW Franklin Avenue
Bend, Oregon 97701
Exhibit Coordinator: Billye Turner
503-780-2828
Hours: Open daily 8 am-6 pm
Opening Reception: First Friday
Event - July 3, 5-8 pm

August 2 to 25
Lake Oswego Public Library
706 Fourth Street
Lake Oswego, Oregon 97034
Exhibit Coordinator: Jane Carr
503-636-7628
Hours: Mon-Thur 10 am-9 pm,
Sat 10 am-6 pm, Sun 1-6 pm

August 31 to September 28
Manley Art Center, Brookings
433 Oak Street
Brookings, Oregon 97415
Exhibit Coordinator: Cilde Grover
541-412-8388
Hours: Tues-Sun 11 am-4 pm
Art Walk Event, September 12
3-6 pm

THE WAY WE WERE

...Framing And Touring



By Chris Keylock
Williams

It has been a long road to travel since 1980 when we submitted only matted paintings for WSO shows. At that time we had to attach our paintings to a backing board such as foam core or cardboard. It was recommended we use a PH neutral barrier sheet between the painting and the backing board. Then we had to use a cord to hang the painting, but it couldn't be wire or jute cords because the jute would bleed and ruin the painting. Finally, we wrapped the entire presentation in "shrink wrap."

The entire show went on tour in those days. The paintings were divided into three groups with 20 paintings in each tour. To have the tours be equal in quality each tour box had a "Sweepstakes Award" and some lesser award winners. For many years I was the Tour Chairman. It was quite complicated to make three different sets of travel arrangements. We might have the Coast Route, the Valley Route, and the Eastern Route. At each of the exhibition locations there had to be WSO members who would pick up the boxes as well as ship or take them to their next location.

As Tour Chairman I had a spreadsheet, not one from a computer mind you, which was about four feet long. It included mapping addresses, people in charge, the route for the tours, etc. Finally, in July 1987 our newsletter stated that the "Revolution was Here." It was decided to start sending only framed paintings for the travelling show. That is when we began sending the twenty award winners, which we continue to do today, on tour around the state. And certainly the quality of our society and our shows has reached a level of excellence that we can all be very proud of.

Hermiston - (continued from front page)

cowboy boots, pack your jeans, and bring a little BLING for a wild weekend in eastern Oregon where Art Abounds! The Meet & Greet on Friday night will be held at the Oxford Suites in Hermiston. Be sure and book your room early in this lovely and friendly place you can call home for the weekend.

Here are some highlights of the Saturday Break-Out Sessions and Paint-Outs that we have in store for you:

Join Ruth Armitage in *"Express Your Vision Using Color and Shape"* for an in-depth study of how emphasizing color and shape can make your paintings more dramatic.

Don't miss this opportunity to learn from a master as Bill Bailly demonstrates *"The Still Life: Incorporating Geometric Design Into Your Paintings."*

Suzi Blaisdell will show you a



Hyon Fielding (L) and Mary Corp (R)
are co-chairs for Art Abounds.

novel approach to soften up your skies or portray misty meadows. You can do this, and more in *"Spray Bottle Techniques: Landscape."*

In a hands-on session, Mary Burgess will guide you through the process to *"Create Your Own Watercolor Journal."*

Using herbs, legumes, salt, stones, and other elements to create surface interest, Anji Grainger will demonstrate how *"Designing with New Texture"* leaves beautiful patterns on the watercolor paper.

You're in for a visual treat for this class on portraiture. In *"Paint the Princess"* Chris Stubbs and Rene Eisenbart will employ a team-teaching approach to life painting, starring a Native American Princess for a half (waist up) portrait.

Elizabeth Zimmerman will share her perspective on *"Digital Tools for the Artist."* She will cover how to create your own website and keep it up-to-date, the pros and cons of having an online store, and so much more.

You will be inspired with fresh painting ideas or perhaps receive a compositional wake-up call in *"Composing Your Way to Success - A Round Robin"* of Kara Pilcher, LaVonne Tarbox-Crone, Linda Rothchild-Ollis, Lynda Hoffman-Snodgrass, Margaret Godfrey, Beth Verheyden, and Charlotte Peterson.

You will really want to find more about how to *"Create Your Own Paint Using Soil Science"* from Jay Stratton Noller, OSU Professor. Jay's hands-on workshop will teach you to create your paints with soils that you collect, which will have a connection with your personal landscapes and places.

For our Paint-Outs:

Discover downtown Hermiston and paint a street scene with Paul Bourgault.

Susan Spears will share her enthusiasm and techniques for painting "en plein air" with participants alongside the mighty and scenic Columbia River.

Chris Keylock Williams will guide participants in painting the light of early October among a garden of grapevines at the Echo West Vineyard, perched above the Umatilla River.

And there are activities for the non-painters: Darrell Fielding has offered to take a group golfing at one of the area's four golf courses. Fishing is also another popular

MURDER IN HERMISTON

By Jayne Ferlitsch

Are you tired of the same old boring banquets? The same people get the top awards and you get ... Nothing. In Hermiston, *things are gonna change!* The award winners? DEAD! Who did it? Can you figure it out? If you do, a prize awaits! There will also be prizes for best costume, best actor, and since it is a poker party - who's the wealthiest at night's end!

Several characters are needed to make the evening a success. We need bankers, gamblers, bartenders, saloon girls, cowboys, cowgirls, locals, and visitors from the East. If you would like to play a part, contact Jayne Ferlitsch.

Remember, this is the Wild West and anything can happen!



Please be sure to arrive between the hours of 6:00 p.m. and 6:30 p.m.
The Deadwood Saloon is located at Hermiston, Oregon
R.S.V.P. To WatercolorSocietyofOregon.com at "Register for the Banquet"

activity, along with bird watching, biking, and hiking in local wild-life areas along the Columbia and Umatilla Rivers. Historic walking tours in Hermiston and Echo will also be offered if there are interested participants.

RESERVATIONS AT OXFORD SUITES HERMISTON

Fall 2015 Convention

By Mary Corp

Reserve your room now at the special discount rate of \$110 for a Studio King Suite or a Studio Double Queen Suite at the Oxford Suites Hermiston. All rooms are based on single or double occupancy and an additional 10% room tax will be charged.



There is a complimentary full breakfast buffet. A complimentary evening reception (Monday-Saturday) is included in this great price. This price will be extended for 5 days following the convention for those staying for the workshop.

Reservations must be made directly with the motel by calling 541-564-8000 or emailing lyndsayb@oxfordsuites.com or faxing at 541-564-0633, Attention: Lyndsay Bradshaw.



Port Clyde Rising by Ratindra Das

Workshop - (continued from front page)

seven other watercolor societies, and holds Master status in the Transparent Watercolor Society of America. He is recipient of numerous awards including six in the American Watercolor Society. He attended the American Academy of Art in Chicago and has studied with many nationally known artists. In 2010 he was invited to exhibit in the first *Shanghai Zhujiacao International Watercolor Biennial Exhibition* and *The Third International Watermedia Masters* in

Nanjing, China. He has also been appointed as Honorary Member of the Jiangsu Watercolor Research Institute. He recently published a new book: *Watercolor Beyond Obvious Reality*.

Workshop Cancellation Policy:

Cancellations will be accepted up to two weeks prior to the beginning of the workshop. Refunds will be made (for cancellations during the two weeks prior to a workshop) only if the workshop fills and a replacement participant is found. Exceptions may be made in the event of serious illness, accident, or death in the family. Refunds, less a \$25 processing fee, will be mailed after the workshop. *Policy II.C.1 & 2*

RATINDRA DAS 5-DAY WORKSHOP REGISTRATION FORM



WATERCOLOR SOCIETY OF OREGON

Join us for a fabulous 5-day Ratindra Das watercolor workshop October 5-9 at the Hermiston Public Library in Hermiston.

Enclosed is my check to WSO for ☐ \$350 for current members and subscribers; ☐ \$375 for non-members (includes a \$25 subscriber fee).

NAME _____

ADDRESS _____

CITY _____ STATE _____ ZIP _____

PHONE _____ ☐ WSO Member ☐ WSO Subscriber

Registration is now open. In the case of more than 25 registrants, on September 1, names will be selected via a drawing. If not filled, the class will become open to the general public on a first-come-first-served basis.

Please send to: Mary Corp, 912 W. Alder Ave, Hermiston, OR 97838

COLLECTING STORIES AND IMAGES FOR WSO'S 50TH ANNIVERSARY



By Lynda Hoffman-Snodgrass

If you have any interesting anecdotes, stories and/or images relating to WSO over the

past 49 years please share them with me.

Currently I am collecting this info for a short presentation during WSO's 50th Anniversary Convention in Silverton. Any information that I receive will also be passed on to Kathy Tiger, WSO's Historian, for the WSO Archives. Please email me.

Thanks!
Lynda



LOOKING AHEAD

Upcoming WSO Conventions

Fall 2015: **Hermiston**

Juror: Ratindra Das

www.ratindradas.net

Convention: October 2-4

Workshop: October 5-9

Convention Chairs:

Mary Corp

Hyon Fielding

Spring 2016: **Silverton - WSO 50th Anniversary**

Juror: Kathleen Conover

www.kathleenconover.com

Convention: April 8-10

Workshop: April 11-15

Convention Chairs:

Kara Pilcher

Jean Lea

Fall 2016: **Oregon City**

Juror: Francesco Fontana

www.francescofontana.com

Convention: October 7-9

Workshop: October 10-14

Convention Chairs:

Tara Choate

Patty Stelz

Spring 2017: **Eugene**
WSO & WFWS Combined

Juror: Jeannie McGuire

www.jeanniemcguire.com

Workshop: March 27-31

Convention: April 7-9

Convention Chairs:

Ruth Armitage

Margaret Godfrey

Fall 2017: **Troutdale**

Juror: Paul Jackson

www.pauljackson.com

Convention: October 6-8

Workshop: October 9-13

Convention Chairs:

Mike Hill

Elizabeth Zimmerman

If you would like to help Chair a WSO Convention in your community please contact Beth Verheyden at (503) 663-6530 or vstudios@comcast.net.

Western Federation of Watercolor Societies

2015

Host: West Texas Watercolor Society

Location: Lubbock, Texas

2016


Host: Colorado Watercolor Society

Location: Denver, Colorado

2017

Host: Watercolor Society of Oregon


Location: Eugene, Oregon



WSO will be hosting the Western Fed Show and our Spring Show at the Jordan Schnitzer Art Museum on the U of O campus.



MERIT AWARDS



By Chris Keylock Williams

Challenge yourself to earn Merit Award points! You qualify to enter the program when you

have accumulated ten points. Download a copy of the Merit Award point list from the WSO website or pick up a copy at the next convention. Fill it out with a record of your ten points and send the list to me. I'll keep track of your points from then on.

"Best of Show" earns 5 points. You will earn a total of four points for a 2nd, 3rd or 4th Place Award, a total of three points for all other award winning paintings, and one point for paintings that got into a show but did not win an award. You will receive recognition at conventions as you reach each level and a beautiful WSO logo pin at 25 points (Platinum Level, a silver pin) and at 50 points (Diamond Level, a gold pin).

Congratulations to our Merit Award recipients at the 2015 Spring Convention in Newport:

Diamond Award with gold pin (50-74 points)

Sarah Bouwsma

Platinum Award with silver pin (25-49 points)

Pat Renner

John Bradley

Maud Durland

Gold Award (20-24 points)

Doyle Leek

Silver Award (15-19 points)

Mila Raphael

Joneile Emery

Bronze Award (10-14 points)

Joneile Emery

Roxanne Williams

WSO MERIT AWARD RECORD ON WEBSITE

You can now download the Merit Award form from the WSO


website. You are able to keep track of your merit award points. And you will also know the locations of the conventions and who the jurors were. When you have your first 10 points please send me a copy of them so that I may check them and get your points into the program.

You will also find on the website the updated Merit Award list from the 2015 Spring Convention in Newport.

Thank you.



EXCITEMENT BREWING FOR WFWS 40TH ANNUAL EXHIBITION



By Ruth Armitage

Ruth Armitage (Delegate) and Margaret Godfrey (Alternate) are gearing up to attend the 40th

Annual WFWS Exhibition this spring in Lubbock, TX. WSO is well represented with 13 members selected from our entries and two other artists accepted through other groups.

Accepted members are Jennifer Armitage, Maud Durland, Rene Eisenbart, Carole Hillsbery, Diana Johnston, Doyle Leek, Charlotte Peterson, Patricia Renner, Linda Rothchild- Ollis, Chris Stubbs, LaVonne Tarbox-Crone, Beth Verheyden, Liz Walker, Sally B. Baily, and Linda Aman. Linda Aman's name was inadvertently omitted from the list in the February *Watermark*.

Awards will be announced on or before May 3 and will include a Purchase Award. The West Texas Watercolor Society has collected 29 awards, meaning that about 30% of the show will receive awards.

You can't get in or get an award if you don't enter, so start thinking about getting your entries in for next year's show, which will be held in Denver, CO. The prospectus will arrive in your *Watermark* this summer.

Fundraising for the 2017 WFWS Convention at the Newport Convention Art Supply Garage Sale was a huge success! We had generous donations from many members and brisk sales. Thank

you to both donors and patrons! Our total fundraising in Newport was \$1,345.50.

Next up, please take advantage of a sale of yet even more wonderful art supplies, which were generously donated by one of our very dear members Carol Winchester who recently passed away. We have so many items that we couldn't haul them all to Newport, so we are holding a one day only sale on May 16, 2015 from 10 am - 4 pm at the Village Gallery of Arts. The gallery is located at 12505 NW Cornell Rd, Portland, OR, near Sunset High School. Join us and find bargains on some fantastic art supplies and support WSO's fund to produce the WFWS show in Eugene.

**Come One, Come All
Art Supply Sale**

**from the Estate of
Carol Winchester**

**To Benefit WSO's
WFWS Fund**

**One Day Only: May 16th
10:00-4:00**

**Village Gallery of Arts
12505 NW Cornell Rd.
Portland, Oregon**

*"Painting is just
another way of
keeping a diary."*

~ Pablo Picasso



Muse Art and Design

visit us in Portland:


4220 SE Hawthorne Blvd
503.231.8704

NOW OPEN LONGER HOURS!

**Monday-Friday:
9:30 A.M. - 6:30 P.M.
Saturday-Sunday:
11:00 A.M. - 6:00 P.M.**



NEW MEMBERS OF 2014



By Diane O. Pinney

I always come away from the Spring Convention and the Orientation for our new WSO

Members with such a sense of pride, excitement, and pleasure. It is a privilege to help bring these artists into this professional organization. They cannot help but be inspired by the energy and excitement of our Members and Board Members, the quality and variety of the workshops, and the opportunities available to them for education and service. In fact, two of them volunteered for key jobs at WSO before the Convention ended on Sunday!

Of the 43 New Members in the Class of 2014, 21 were registered for the Spring Convention. **Five** of these New Members were juried into the 2015 Spring Experimental Exhibit by Juror Gale Webb: **Jack Allen, Linda Burgel, Vernon Groff, Jean Wendling, and Rose West**; and both **Jack and Vernon** received



Awards of Distinction. How special is that!

The New Members were identified by bright red/orange ribbons tied to their badges. The New Member Orientation on Friday, April 4 was well attended, and six of the Board Members made presentations on some aspect of WSO. It is always a learning experience even for the old timers.

The New Member Gallery on the WSO Website has been updated for this new class. This same New Member slide show of images ran during the New Member Orientation. As you can see, our New Members are very accomplished watercolor artists.

New applications for the class of 2015 are already coming in so our Society continues to be enriched by fine watercolor artists.

We always invite WSO Members to step up and serve as mentors or buddies for the New Members who might need some help in submitting paintings, registering for conventions, getting involved in a critique group, understanding some of our policies, etc. If you are interesting in helping out in this way, please let me know, and I will assign you to someone who might need some guidance getting integrated to the Society.

*Diane O. Pinney
New Member Chair*

MEMBER PROFILE, MADELINE JAMES



By Tupper Malone

Madeline James was born in Seattle, Washington, in 1929. She has practiced her art since early childhood, receiving recognition for her skill in elementary and high school.

At the age of 18 she attended the Portland Art Museum School for two years. Then at age 20 she went to Los Angeles and studied at the Art Center School (now the California Institute of Art).

While she lived in California she pursued her art beyond the Art Center School, taking many classes and workshops. In 1965 she and



Watercolor by Madeline James

her husband moved to Washington, D.C., where she worked for the National Geographic magazine. She was unable to create her own art until



Madeline James

she returned to Oregon where she resumed her studies working in a variety of mediums.

In 2000, Madeline began her concentration in watercolor, taking many classes

and workshops and entering local competitions and exhibitions. In April 2015, Madeline was accepted by juror Judy Morris into the 75th Annual International Open Exhibition sponsored by the Northwest Watercolor Society. This recognition of her art is a thrilling honor for her and, at age 85, gives her additional enthusiasm for the pursuit of excellence in her work.



KUDOS



By Sarah Bouwsma
North Valley Art
League: **Ruth
Armitage's** painting
Turnover and
Margaret Godfrey's

painting, *Taken Under the Wing*
were both given Awards of Merit
in the 31st Annual North Valley Art
League's National Painting
Exhibition in Redding, CA. Juror
was Vinita Pappas.

45th International Louisiana
Watercolor Society Exhibition: **Kris
Preslan's** painting *Brush Dancers*
and **Ruth Armitage's** painting
Night Walk were chosen by juror
Chris Krupinski. The exhibition
was held in April 2015 at the New
Orleans Academy of Fine Art.

Northwest Watercolor Society:
Eleven WSO artists were accepted
in the NWWS 75th International
Open Exhibition to be held July 1 -
September 30, 2015 at the
Washington State Convention
Center. They are: **Ruth Armitage**
with *Beneath the Surface*, **Sarah
Bouwsma** with *Salmon River*,
Cindy Briggs with *Sonata*, **Maud
Durland** with *Winding Road*,
Carole Hillsbery with *Country
Fiddler*, **Madeline James** with
Connections 2, **Doreen Lindstedt**
with *Teamwork*, **Geoffrey
McCormack** with *Modern
Archeology*, **Kris Preslan** with
Dinner's On Jane, **Linda Rothchild
Ollis** with *Newport 925 15c*, and
Patricia Schmidt with *Mandarin
Orange Blossoms*. Also, **Marjorie
Johnson** received signature
membership in NWWS last fall.
Congratulations to all!

Transparent Watercolor Society of
America: **Kris Preslan** was
accepted into the 39th annual
exhibition to be held in Kenosha,
Wisconsin in June 2015. Jurors
were Harold Allanson and Martha
Deming.

Royal Institute of Painters in



Ruth Armitage - "Beneath the Surface"



Sarah Bouwsma - "Salmon River"



Doreen Lindstedt - "Teamwork"

Water Colours: *Cars I'll Never Own*,
#9 by **Kris Preslan** has been
selected from a record number of
entries to appear alongside works
by some of Britain's leading
watercolor painters. The exhibi-
tion was on display at the Mall
Galleries in London from March
25 - April 11, 2015.

California Watercolor Association:
Geoff McCormack received the
Mary Spivey Memorial Award
and CWA Signature Membership
for his painting, *Fresh Frozen
Pacific*.

Signature American Watercolor
Exhibition: **Kris Preslan** was left
off the list in the February
Watermark for acceptance in the 6th
Annual Signature Members

Exhibition in Fallbrook, CA.

WFWS: **Linda Aman** was also
left off a list in the February
Watermark. Her painting *Owyhee
Mountains* was accepted in the
2015 WFWS Exhibition in
Lubbock, Texas.

International Society of
Experimental Artists: This is an
online virtual gallery for experi-
mental artists. **Lynda Hoffman
Snodgrass'** painting, *Gently
Dreaming from Dusk to Dawn*
received a Merit Award from the
ISEA First Annual Members
Exhibit. **Susan Greenbaum** and
Liz Walker also had paintings in
the show. The jurors were Mark
Mehaffey, Mary Ann Beckwith,
and Patti Sevensma.



Kris Preslan - "Dinner's On Jane"



Linda Rothchild Ollis - "Newport 925 15c"



Liz Walker - "Spellbound"



Lynda Hoffman Snodgrass - "Gently Dreaming from Dusk to Dawn"

Arizona Aqueous XXIX: **Eileen Holzman** had two watercolor paintings accepted for this national show juried by Ron Pokrasso. Her paintings were titled *Dam Angulation* and *Toledo Mill*. This exhibition was held January 23 - March 8, 2015 in Tubac, Arizona.

Attic Gallery: **Ruth Armitage** announced that the Attic Gallery in Portland included two of her new oil & wax paintings as part of a show of Abstract Paintings in February 2015.

Village Gallery: The following WSO Members recently won awards at the Village Gallery of Art Annual Award Show in Portland, juried by Ellie

Rozendaal:

1st Place: **Liz Walker** for *Spellbound*

2nd Place: **Elizabeth Higgins** for *Stay Out of My Room*

3rd Place: **Kay Gifford** for *Check Out The Sunflowers*

Honorable Mention: **Amanda James** for *Botanical Drifts*

Sequoia Gallery and Studios: **Jullane Rich** had a painting included in the *Hip to be Square* show at Sequoia Gallery in Hillsboro, OR in April 2015. She also has paintings in the Influence Art Gallery at Influence Music Hall in Hillsboro, May 2015.

Sunriver Gallery: Sandra Neary

will have a show of thirteen paintings in the entrance gallery of the Library at Sunriver, OR on display from May 3 - June 27, 2015.

Amity Daffodil Festival: **Nancy Jellison** was presented with the People's Choice award for her painting, *Spring Visitors*. The show was in March.

Compass Gallery: Located in the historic 19th century Mission Mill near downtown Salem, the Compass Gallery hosted a March exhibit titled *Eco Icon: Art About Environmentalism*. The gallery focuses on art reflecting the beauty of the natural world, and this particular show featured




Elizabeth Higgins - "Stay Out of My Room"



Kris Preslan - "Paris Fountain"



Patricia Schmidt - "Mandarin Orange Blossoms"



Sue St. John's new book
Journeys To Abstraction 2

paintings related to ecology. **Connie Essaides's** painting *Ancient Forest* was juried into the show.

Keizer Art Association: **Pat Matthews** was selected to judge the watercolor entries for the February show titled *McNary High School Art*. Also at the KAA, **Kathy Haney** won 2nd place for her watercolor *Light of Life* in the March show titled *Home Is Where the Heart Is*.

Capital Manor Gallery: Three watercolor paintings by **Pat Elling** are currently on exhibit in the Capital Manor Gallery in west Salem.

Publications

International Artist Magazine: The February/March 2015 issue has a feature article by **Kris Preslan** describing the grid method she uses for her watercolors.

Splash 17: Inspiring Subjects! **Kris Preslan's** painting *Dinner's On Jane*, **Beth Verheyden's** *Chasing Vista*, and **Helen Brown's** *Bee My Guest* have all been accepted by Rachel Rubin Wolf and her team at North Light Publishing Co. for inclusion in *Splash 17*. The publication date for *Splash 17* is July 7, 2016.

Journeys to Abstraction 2: **Susan Girard Greenbaum** and **Margaret Stermer-Cox** each have a painting

featured in Sue St. John's new book, *Journeys To Abstraction 2: 100 More Contemporary Paintings and their Secrets Revealed*. It is described as "a liberating book for any artist in search of new, dynamic forms of self-expression."


Painting in Acrylics: An image of **Melody Cleary's** painting *Ripples* #9 was included in Lorena Kloosterboer's new book, *Painting in Acrylics: The Indispensable Guide*, published October 2014. It's available at Amazon.

Please send me information about your exhibitions, awards and publications!

Thanks, Sarah Bouwsma



RECORD LOGO MERCHANDISE SALES AT NEWPORT



By *Diane York*


The Logo Merchandise Table had a terrific weekend at Newport with record sales of \$1428.00. With the addition of the new Square Reader, we were able to accept debit/credit cards for the first time. The merchandise seemed to fly off the table.


As I restock merchandise for

the Hermiston Convention in October, I have to decide what to reorder, and what I should discontinue. Do you want more hoodies and tees? Are there some other items you would like to see? An art bag maybe?

Please contact me at *Obladi@comcast.net* with your ideas for new merchandise.

Volunteers are always needed. Come join the fun. Contact me if you would like to help at the next convention.

Thank you for supporting WSO by buying Logo Merchandise. 



Experience the Excellence of Hand-Crafted Colors

Handmade with the most beautiful pigments available and a touch of natural honey to keep your colors smooth flowing and moist.

M. Graham

M. GRAHAM & Co
West Linn, Oregon
www.mgraham.com

Pacific NorthWest ART SCHOOL
On Beautiful Whidbey Island

IN 2015

MITCH ALBALA
• *The Plein Air Primer*, Apr 18-19
• *Oil & Acrylic Underpainting*, Oct 17-18

JANE DAVIES
• *Abstract Painting*, May 31-Jun 3
• *Monoprint*, June 4-5

LINDA SWINDLE
Watercolor, Jun 9-11

HENRY STINSON
Russian Impressionism & the Figure, Jul 13-17

PATRICK HOWE
The Emotion of Color, Jul 16-19

JENNIFER EVENHUS
The Beauty of Imperfection, Jul 23-25

JAN SITTS
Texture, Color, Feeling, Jul 27-30

JUDI BETTS
Figures from Photographs & Models, Aug 3-7

RON STOCKE
Watercolor at a Glance, Aug 8-9

LIAN ZHEN
Exciting Techniques in W/C, Aug 13-15

STERLING EDWARDS
Watercolors from A to Z, Aug 17-21

PATRICK HOWE
Beginning Oil Painting, Sep 10-13

MERIDY VOLZ
Painting / Drawing the Figure, Sep 14-17

KATHRYN STATS
The Landscape in Oil, Sep 21-25

www.PacificNorthWestArtSchool.org
15 NW Birch St • Coupeville WA 98239
866.678.3396

Art in the Mountains

"Premier Destination Workshops!"
2 Great Bend, OR Workshops



Frank Eber
"How to Paint Loose and Atmospheric Watercolors", studio & plein air
All Levels Welcome
July 13 - 17



Aimee Erickson
"Inspiration and Design", oil painting, studio
All Levels Welcome
July 27 - 31

Request Your Free Full-Color Brochure
503-930-4572
www.artinthemountains.com
info@artinthemountains.com

Marbling Magic ^{2-days} **\$225**
at **René Eisenbart's**
(Rural Northwest Portland)
Jun 30-Jul 1 or Jul 13-14



Register: WWW.RENE-ART.COM
Space is limited.

Other Workshops

May 17-29 ■ **Painting Tuscany**
full / taking names for 2016
Ask about **FRANCE**

June 24-26 ■ **Portrait Design**
\$285 / Hood River

August 2-8 ■ **CAC at Menucha**
Birds on Panel

October 9 ■ **Color Demystified**
\$95 / OSA

Oct 23, 30 & Nov 6, 13 / VGA
■ **Painting Birds** 10-3 \$75 ea

■ **Kauai Retreat**
January 24 - Feb 5, 2016

VIDEO RENTAL PROGRAM



By Mojdeh Bahar
WSO Video
Librarian

*Have you rented
a video lately?*

Please note that in the envelope with your *Watermark* you will find a flyer that lists new videos that are not listed in the 2013 yellow "Slides & Videos" brochure. On the WSO website you will find a complete list of videos including those in the enclosed flyer. In

addition you'll find rental rates, easy instructions for renting, and information on how you can earn free videos by volunteering for WSO events. *What a deal!*



Steve Kleier



OSA Watercolor Class
Tuesdays 10am-1pm
OSA Drawing and Painting
Wednesdays 630-830pm

Timberline Lodge Paintout
October 8
Astoria Overnighter
June 11-12

contact me for
Classes/Workshops
Demonstrations
Critiques

www.stevekleier.com



June
26th-28th
Oregon
City

Seeing with the Eye & the Mind
from Realism to Abstraction

A Weekend Workshop with Santa Barbara Artist

Ruth Ellen Hoag, NWS

\$295 - More Info &
Registration online at:



www.rutharmitage.com/art-workshops



May 5-29

Reception: May 9, 2-4 pm

**6th Annual
Art Challenge
Show & Sale**

Over 400 works of original art!

See our website for details
www.villagegalleryarts.org

12505 NW Cornell Road (next to the Cedar Mill
Library) • Portland, Oregon 97229
503-644-8001

WATERCOLOR WORKSHOPS

Linda Aman

"Large Petal Flowers"

May 2-3, 2015

Learn technique to paint large, exciting watercolor florals.

Jo Dunnick

"Play with Watercolors"

October 19-22, 2015

Explore creating fresh and unique 'starts' (beginnings of paintings).

www.EmeraldArtCenter.org



(541) 726-8595
500 Main Street, Springfield, Oregon

4 Reasons to Choose a Burridge Studio Workshop

1. Three Day Mentor

Imagine seven painters intensely painting their own series along with Bob.

2. Five Day Studio

Art studio refresher course, this instructional ten student class is tailored for new and returning painters.

3. Three Day Private

One Painter - Just you and Bob. Three days private studio and painting time dedicated to you alone.

4. Arroyo Grande California

Beaches, Wineries, Golf Courses
Airport 10 minutes away



- Weekly BobBlast and ArtsyFartsy Newsletter - easy sign up for free inspirational ideas and demos.
- Online Store - Purchase Color Wheels, Books, DVDs and Charts
- Burridge Studio Apps on iTunes

Burridge Workshops for Artists
RobertBurridge.com



ERIC WIEGARDT AWS-DF, AWS
VISUAL PLEASURE FOR GENERATIONS

**AWS Gold Medal of Honor
School of Painting
Specials Every Month on-line and
at Wiegardt Studio Gallery**

Excellent tools for:
"Secrets of Painting Loose"
Workshops: June 8-10
Long Beach, WA

Artists' Connection Membership Benefits

- Discounts on all products in the Watercolor Store
- Discount on Peninsula Workshops located in Long Beach, WA
- Tip of the Month Articles

There are more services such as Discussion Forum, Library, Personal Critiques. To learn more go to Eric's website .



2015 2nd Qtr Workshops

- May 4-8, Albuquerque, NM
- May 13-15, Long Beach, WA
- June 8-10, Long Beach, WA
- July 6-10, Landgrove, VT
- Aug. 10-14, Long Beach, WA

**For more information on
Educational Materials and
2015 School of Painting
Workshop schedule:**

www.ericwiegardt.com
or call 360.665.5976
email:
watercolors@ericwiegardt.com

Trail's End Art Association Presents Don Andrews Watercolor Landscape Workshop August 17-21, 2015

www.trailsendart.org to register