

# Watercolor Society of Oregon's *Watermark*

[www.WatercolorSocietyofOregon.com](http://www.WatercolorSocietyofOregon.com)

Vol. LXVII, No. 2

May 2025



Juror Stan Miller

## Stan Miller's 4 Day Workshop

Read more on page 34

## "Rolling Along the Rogue!" Spring Convention Wrap-up

Read more starting on page 18

## Fall Exhibition Prospectus

Read more on page 35

## "Drawn to The Dalles"

Fall Convention

October 3-5, 2025

Read more starting on page 32



Painting by Stan Miller



# Watermark

**Watermark** is the newsletter of the Watercolor Society of Oregon and is published quarterly in February, May, August, and November.

WSO is a 501(c)(7) as determined by the IRS.

WSO PRESIDENT:  
Becky Meier

NEWSLETTER EDITOR:  
Shannon Cazinha

Send articles and images that are of general interest to the WSO membership to the editor via email and file attachments. The due date for the August issue of **Watermark** is July 15, 2025.

NEWSLETTER DESIGN & ADVERTISING:

DESIGN:  
Elizabeth Zimmerman

ADVERTISING:  
Send advertisements and payment to:  
Tara Bay

ROSTER CHANGES:  
Jan Premo

## In this Issue

President's Message.....	3
Past President's Message .....	4
Editor's Page .....	5
News Roundup .....	6
Upcoming Menucha Workshops.....	7
Welcome New Members and Welcome Back Best Friends.....	8
Welcome, New WSO Members.....	9
Ten Things You Might Not Know About the WSO 100 Club .....	10-11
Marketing Director's Message .....	12
Video Conferencing Options for Critique Groups.....	12-13
WSO Important Dates: May 2025 – May 2026.....	14
Looking Ahead .....	15
Kudos and Call for Entries.....	16-17

## Convention Central

### 2025 Spring Convention

2025 Spring Convention Wrap-up.....	18
Breakout Session Reviews.....	19-23
Photos of Spring Convention .....	24-27
Signature Membership and Merit Awards.....	28
Thank You Convention Committees, Teams, Volunteers, and Vendors.	29
Juror Workshop Review Layering with Depth with Jean Pederson.....	30-31

### 2025 Fall Convention

Drawn to The Dalles - 2025 Fall Convention October 3-5 .....	32
Things to Do in The Dalles.....	33
2025 Fall Convention Breakout Sessions .....	33
Fall 2025 Convention Juror Workshop Painting the Portrait & Landscape in Watercolor .....	34
Fall 2025 Convention Schedule of Events and Juror Workshop.....	34
Fall 2025 Exhibition Prospectus .....	35
2025 Fall Exhibition Calendar .....	36
Fall 2025 Convention Lodging in The Dalles.....	36-37

A little note from Elizabeth: Click on any of the above articles, and you will be directed to that exact page! And to get back to this page click on any **Watermark** on the top of a page.

A big *Thank you* to our supporters and advertisers

Village Gallery of Arts  
Robert BurrIDGE  
René Eisenbart  
Merri Artist

M. Graham Paints  
Eric Wiegardt  
Winnie Givot

Click on an advertiser (above) to see their ad and click on their ad to be redirected to their website!

Would you like to advertise in *Watermark*?  
Click here to download Ad Reservation Form and details.



WATERCOLOR  
SOCIETY OF  
OREGON

And we can't forget another big *Thank you* to the *Watermark* Editing Team: Shannon Cazinha, Susan Escobar, Terri Rottman, Chris Kondrat, Connie Faulkner, Kathryn Oliver-Garnett, Tim Gault and Patty Duncan.



## President's Message

Greetings! I have a few updates and reflections I would like to share with you.

**Membership Roster** — Change can be challenging, but I wanted to let you know about an important update from WSO. It costs approximately \$1,900 annually to print and mail the *Membership Roster and Handbook*. Last October the WSO Board voted to transition to a digital format. The handbook will now be available in a special members-only section of our website. This change not only helps protect our personal information but also makes the roster more accessible whenever you need it. You'll find a letter inside the 2025 Spring Exhibition Catalog with instructions on how to access the digital roster and download a copy if you wish. Several members have volunteered to assist with this transition — thank you to all who stepped up!

**Spring Convention** — It was a pleasure seeing so many of you at the 2025 Spring Convention in Grants Pass! We had fantastic breakout sessions, insightful juror critiques, and a truly enjoyable time together. I personally learned so much from Jean Pederson's critiques, both during the sessions and at the Awards Banquet. A heartfelt thank you to Katherine Abdun-Nur and Tracy Fredrickson for co-chairing such a successful event!

**Membership** — Earlier this year, I encouraged everyone to invite at least one new person to join WSO, especially fellow watermedia artists. WSO offers so many opportunities: critique groups, Menucha workshops, the *Watermark*, the Members' Gallery, access to our library of art DVDs, juried exhibitions, conventions, and more. A couple of years ago, Beth Verheyden created a list showing that our membership benefits have an estimated value of \$627 per member each year! Think about the people you meet in painting classes, at exhibits, or friends who may not yet be members and invite them to join us.

Have a wonderful time painting,

Becky Meier, WSO President 🍷



**Learn. Create. Share!**

JUNE Member Show  
Art Dollars for Scholars  
Scholarships Awards

JULY Member Show  
Community Arts Program  
with Ruth Armitage

AUGUST Member Show



**ArtChat and Refreshments**

**Sundays 3-5pm FREE!**

June 8  
July 13  
August 10

For more information, visit  
[villagegalleryarts.org](http://villagegalleryarts.org)  
1060 NW Saltzman Rd.  
Portland, OR 97229



## 2 BURRIDGE DIGITAL TOOLS



**1** Goof-Proof  
Color Wheel  
app for iPhone  
and iPad. Down-  
load from the MAC  
App Store for \$9.99



**2** eWorkbook  
for iOS and Android.  
Full color, active video and audio clips.  
Order from RobertBurrige.com \$49.95





RobertBurrige.com





## Past President's Message

You've repeatedly heard "it takes a village" — it is so true! Watercolor Society of Oregon is a large, tremendously thriving nonprofit organization, and it does take a village to operate it. It feeds all of us with inspiration, education, fellowship, monetary awards, and so much more. It also needs nourishment with the time and talent of its members. WSO is blessed with an amazing number of volunteers who love to serve with willing hearts and open hands.

Every year around this time we ask for you to nominate a worthy person for the Outstanding Service Award. It can be any active or lifetime member who you feel has gone above and beyond in their service to the membership and the wonderful organization of WSO. I know, right? Several immediately come to mind. Please give it some thought and send me your suggestion along with a brief explanation.

The second part of this message is the call for volunteers to fill the vacancies. WSO is a large "full service" society which is unique in the art world with its two conventions a year. We have two exhibitions each year as well as breakout sessions, workshops, logo merchandise, vendors, critique groups, and on and on. We have a valued fundraising sister group that works hard to grow our endowments and perform several other fundraising activities. This does not even include the administrative arm of both groups.

There is a job for everyone who wants to help. We have small jobs during conventions such as relieving our logo sales or hospitality folks, moving furniture, and setting up rooms. These other volunteer roles also currently need filling:

- **WSO:** Membership Director, Assistant Membership, Assistant Treasurer, Communication Chair, Website Assistants, *Watermark* Editors, Convention Team Members (see [Looking Ahead](#)), Convention Photographers, DVD Librarian, Historian, Audio Visual Helpers, Hospitality Team
- **WSO 100 Club:** Vice President, Secretary, Education Chair, Fundraising Chair, Grant Chair, Communication Chair, and Planned Giving Chair

Please consider giving a helping hand. We have job descriptions available, and there is always a previous volunteer to give aid. It is a wonderful way to enrich your WSO experience. Give me a call or email for further information.

Mary Holt, Past President



### MARBLING AT RENE's

June 10, 11, 12 \$450

### TUESDAY ART CLASSES

May 20, Jul 15 \$60

### DESIGN WORKSHOP

at Oregon Society of Artists

Sept 12, 13, 14

### SPECIAL EFFECTS / texture

Sierra Watercolor Society/ Reno

Oct 15, 16, 17

## EXPERIENCE

### ART

with René Eisenbart

[www.rene-art.com](http://www.rene-art.com)





## Editor's Page

It is wonderful seeing such delightful feedback on the Spring Convention in Grants Pass throughout the May *Watermark* articles. I was unable to attend the full convention but I thoroughly enjoyed the juror workshop led by the talented Jean Pederson. I appreciate the connections WSO brings to our Oregon watercolor community, with high caliber jurors and instructors. There are many opportunities to grow as an artist, learn new techniques, and build relationships whether in convention activities, workshops, critique groups, or volunteer roles.

The convention photos in the *Watermark* are provided by our Photography Team and you may see them with cameras flashing at WSO events. For the Spring Convention photos, I offer heartfelt appreciation to the Spring Convention Team who took on one more task to cover photography for the breakout sessions and other events where our photographers were unable to capture. This issue would not be the same without this added support.

As you will read in several articles, WSO offers many opportunities to get involved through volunteer roles. The *Watermark* editing team is looking for volunteers for 2 roles: Co-editor and Assistant Editor. These roles are a commitment of a few hours every 3 months, in the month before each *Watermark* publication. We split the work so that it is manageable. If interested, reach out to me or to Mary Holt for more information.

*Shannon Cazinha, Watermark Editor* 📧



# 10% off

## Discount Code: **WSO**

In-Store and Online

421 NE 3rd St., McMinnville, OR 97128

503-472-1684

[www.merriartist.com](http://www.merriartist.com)

# News Roundup

## WSO Education Update

It was such fun to see many of you at the 2025 Spring Convention! What a fantastic group of watercolor artists we have in Oregon.

As you may know, our focus on strengthening and forming more WSO critique groups is gaining momentum. As we continue to move forward, we are also investigating opportunities to provide online and in-person education for our members. Keep your eyes open and watch your emails for updates.

The critique group homepage is currently being rewritten, and a new video with suggestions for forming and developing groups will be released soon. These should come out together in an email blast. I'm hoping that these tools will aid you in your artistic development and promote local and online art communities.

Keep painting!

*Katherine Abdun-Nur, Education Director*

## WFWS 50th Exhibition and Anniversary

West Texas Watercolor Society hosted this year's 50th Exhibition and Anniversary for WFWS. Delegate Robin Becic and Alternate Delegate Rene Eisenbart traveled to Lubbock, Texas for the conference, awards dinner, and business meeting.

Eight of the 90 paintings accepted into the exhibition were those of WSO members. They are currently on display at the Museum of Texas Tech University in Lubbock. The exhibition opened on February 1 and runs through May 4, 2025.

Both Chris Stubbs and Debbie Loyd won awards for their entries. Chris took the Oil Patch Award and Debbie received the Farm & Ranch Award. Congratulations to all eight of our WSO members who participated in the show!

*Robin Becic, WFWS Delegate*

## Grants Pass Logo Merchandise Sales

The 2025 Spring Convention in Grants Pass was a big success! From what we heard, people were having a good time. The art, the people, and the weather made for quite a weekend!

Rose and I want to thank everyone who came by, visited with us, and purchased some of our wonderful logo merchandise. We enjoyed hearing about your convention experiences and helping you select your buys. Remember, all your purchases, both at our conventions and online, help to support WSO.

Unfortunately, my great assistant, Rose West, will be unable to continue in her position after the 2025 fall convention. I could use the help of a couple of people, so if you enjoy meeting people and are comfortable on the computer, please consider volunteering.

See you in the fall!

*Susan Milne, Logo Sales Chair* 📧

*M. Graham*  
M. GRAHAM & CO.®

HANDCRAFTED  
IN THE USA

MADE WITH  
NATURAL  
Honey  
NORTHWEST

Artwork: Mark Mehaffey

**WATERCOLOR**  
PAINTINGS LOOK BETTER  
with M. GRAHAM COLOR

Made with Honey for Richer  
Color and Prevents Hardening

[www.mgraham.com](http://www.mgraham.com)





**Fall 2025: The Art of Weaving Paintings**  
**Angela Wrahtz**  
**October 27–30, 2025**



*Behind the Veil* by Angela Wrahtz

Learn all the techniques that Angela Wrahtz uses to make her award winning woven paintings at WSO's Fall 2025 workshop at Menucha, a beautiful retreat center set along the Columbia River Gorge.

Angela's gorgeous painting "Behind The Veil" won fifth place in this spring's WSO show in Grants Pass. This striking abstract weaves vibrant, multicolored strips of paper into a series of boxes embellished with a variety of mysterious swirls and white markings.

Weaving paper is a unique approach to art making that offers unlimited possibilities for showcasing your own individuality. This will be a lively workshop you won't want to miss! Give yourself the

gift of painting with Angela at Menucha this October!

See more of Angela's work: [WSO Menucha Workshops](#)  
 Workshop Details and Registration: [Menucha Website](#)

MARK YOUR CALENDARS to register for other popular instructors in high demand:

**SPRING 2026 / ANJI GRAINGER — May 4–7**

[www.bluepansycottage.com](http://www.bluepansycottage.com)


[www.instagram.com/anjigrainger/](https://www.instagram.com/anjigrainger/)

**FALL 2026 / TESS MYERS — Nov 2–5**

[www.tessmyers.com](http://www.tessmyers.com)

[www.instagram.com/tesslacoiled\\_art](https://www.instagram.com/tesslacoiled_art)

René Eisenbart, Menucha Liaison 📧



*Tumbling* by Angela Wrahtz



# Welcome New Members and Welcome Back Best Friends

The Convention was stupendous from the feedback I received. I was unable to attend but I had full confidence in the WSO Leadership Team to provide the best in Grants Pass. I hope all of you that were able to attend made connections with new friends and artists and for those of you who attended for the first time, I hope your eyes were opened with all the possibilities!

We are continuing to have increased membership every year as we come back from the very challenging pandemic. We have 471 members, which are included Active full members, Subscribers and Lifetime status. As you will note from the "[New Member](#)" article by Jeanine Miller, we are gaining some great new members who will add to our membership in ideas, techniques and energy. Jeanine also added to our conference this year a "New Member Orientation", which we will now provide for each of our two conferences (Fall and Spring).


We are always on the lookout for new talent in the leadership of WSO, in a wide range of small projects as well as larger administrative responsibility. We invite all of our new and renewing members to take a survey annually which helps us identify their current interests and potential opportunities to volunteer. We want to make it very clear that if you have an interest in volunteer opportunities, it DOES NOT COMMIT YOU IN ANY WAY. We may notify you of some openings or opportunities but you are free to decide if you can do so.

## WSO MEMBER SURVEY

Again, welcome! Please feel free to email for any assistance you may need or questions you may have and I will connect you with the appropriate people.

Jan Premo, Membership Director 

**ERIC WIEGARDT**  
AWS-DF, NWS  
VISUAL PLEASURE FOR GENERATIONS



### WORKSHOPS

ONLINE WATERCOLOR WORKSHOPS  
MONTHLY PAINT-ALONG  
WEEKLY COMPOSITION CLASS

PLEIN AIR WATERCOLOR WORKSHOP  
LONG BEACH, WA  
JULY 22-25, 2025

### PLEIN AIR DESTINATIONS 2025

JUN - SAN JUAN ISLAND, WA  
OCT - MADEIRA, PORTUGAL

### 2026

JAN - KONA, HAWAII

[www.ericwiegardt.com](http://www.ericwiegardt.com)

360.665.5976

[Gallery@ericwiegardt.com](mailto:Gallery@ericwiegardt.com)







# Welcome, New WSO Members

We had a wonderful turn out of new WSO Members at our New Members Orientation meeting at the Spring Convention in Grants Pass. These meetings are an excellent opportunity for new WSO members to meet board members and learn more about the different positions available for volunteers. Most importantly, this meeting, held at each Spring Convention, is a great opportunity to ask questions and meet other new members.

WSO new members since January 2025:

Judy Blackmarr-Stejskal,

Denise Cooney

Cindi Howard

Pamela Hunter

Sharon Boyajian

Tamara Sheline

Virginia Jaschke

Christopher Patton

Becky Patton

Nancy Russell

Sandy Cummings


Gary McHargue

Meredith Bailey

Susan Donegan

Diana Johnston

*Jeannine Miller, New Member Chair* 🇺🇸



## Ten Things You Might Not Know About the WSO 100 Club

You bought your raffle ticket or responded to the annual appeal, but how much do you know about the WSO 100 Club? Is it a *club*? What does "100" mean? Read on and learn all about us!

### 1. When did it start?

The 100 Club was founded by WSO members Chris Keylock Williams and Gloria Heisley Webber in 1984, as a response to the relentless task of soliciting sponsors for artist awards at WSO's bi-annual exhibitions.

### 2. Why is it called "100 Club"?

Chris and Gloria got a group of 26 people to each donate \$100 to a fund that they hoped would grow and produce interest income to help fund the awards. Hence, the "100 Club" name.

### 3. Is the 100 Club part of WSO?

Not legally. The WSO 100 Club, Inc. was established as a separate 501(c)(3) tax deductible non-profit entity in 1992, with its own board of directors and bylaws.

### 4. So how is the 100 Club connected to WSO?

The 100 Club's mission is to "manage, maintain, and grow endowments to provide funding for WSO artist awards and educational programs." So, we are joined at the hip in support of WSO artists, but are separate organizations.

### 5. How much money is in the endowments?

The answer varies with the state of the financial markets. The 100 Club manages two endowments — an awards endowment and an education endowment — with each fund invested and ear-marked for those specific purposes. The combined market value of the endowments at the end of 2024 was nearly \$350,000. Not bad, from a starting point of \$2,600 in 1984!

### 6. Who manages all that money?

The 100 Club has a board of directors that is responsible for stewardship of the endowments. In addition, we hire a professional investment

(continued on page 11)

## Winnie Givot

Sisters, Oregon

### Summer Workshops - 2025

- Portrait workshop - June 16-18
- Journaling with Watercolor & Pen - June 30-July 2
- Self-Portrait Workshop - July 21-23
- Brush Calligraphy & Zentangle - August 4-6
- Friday Classes (9:30-4:00)  
May 30, June 6 & 13
- Open Studios (10-3:00)  
All Fridays June 20 - August 15



For more information go to  
[www.winniegivot.com](http://www.winniegivot.com)



## WSO 100 Club ... continued

manager to oversee the endowment investments.

*7. How much money does the 100 Club provide to WSO each year?*

This is a decision made by the 100 Club each year, depending on need and budget. We fund the awards at each of the bi-annual exhibitions, for a total of \$10,040 planned in 2025. In addition, we currently fund up to \$2,000 each year in educational grants to the WSO Critique Groups.

*8. How can I learn more about the education grants for Critique Groups?*


Details about the current education grant program are available on the WSO website at [WSO Critique Group Workshops](#). Work is in progress to refine and broaden the program, so stay tuned for updates.

*9. Given the size of the endowments, why does the 100 Club keep fundraising?*

Endowments are managed with the goal of maintaining (or growing) the principal value of the investments. The 100 Club can draw down up to 4% of the principal each year. That's not enough to fully fund the WSO awards and education programs plus the expenses of managing the endowments. Hence, the need for fundraising. In addition, fundraising helps increase the size of the endowments, moving us closer to where the endowments are self-sustaining and able to fully fund the programs.

*10. Who donates to the 100 Club?*

Our donors include **everyone who supports 100 Club fundraising** by buying raffle tickets or bidding in a silent auction or responding to the year-end annual appeal. **Local and national companies** donate goods and gift certificates. **WSO artists** donate paintings and workshop vouchers. WSO members who have made a one-time \$100 donation to the 100 Club are marked as **WSO 100 Patrons** in the roster. The **WSO Critique Groups** have been outstanding donors in recent years — donating almost \$3500 in 2024. Finally, there have been significant donations via **planned giving** — as in 2024 when the Chris Williams estate designated \$50,000 to go to the awards endowment.

*Barb Hutchings, WSO 100 Club President* 



## Marketing Director's Message

I am very excited to be starting as WSO's new marketing director. WSO has been a huge blessing in my life. I have learned new things, been inspired by your wonderful art, gained confidence in my own creativity, and have made great friends. I highly recommend WSO to any watermedia artist, no matter their experience, and hope you would do the same. In fact, please do! Think of what you get out of WSO, why you're a member, and tell anyone that will listen. Post on social media about what you learned at the convention or how great the exhibition is and tag us using hashtag #watercolorsocietyoforegon or by adding "@watercolorsocietyoforegon" to help people find us. Most new members join WSO because someone encouraged them to give it a try, so really, you are our most valuable marketing tool.

Over the next year, I will be working on a number of ideas including creating short-form content YouTube videos that we can share to reach more people. If you are interested in helping out as part of a marketing team or by being featured in a video, let me know! Even if you just have ideas, send them my way.

*Alisha Whitman, Marketing Director* 📧



## Video Conferencing Options for Critique Groups

Zoom may be the best-known video conferencing application, but there are other good choices as well. Zoom requires a paid subscription for meetings over 40 minutes long. If your critique group is having a problem with the cost of a paid Zoom subscription, it may be worth considering alternatives.

### Reduce your cost of using Zoom

A paid Zoom subscription currently starts at about \$160 per year, which is substantial if only one person is paying for it. Some critique groups which meet via Zoom divide the subscription cost among all the members. For example, dividing the cost among an 8-member group would make that a more affordable \$20 per member per year.

Alternatively, a group could work with the 40-minute limitation of free Zoom meetings by setting up back-to-back 40-minute meetings in advance.

### Alternatives to Zoom

Some of your group members may already have subscriptions to "cloud" services such as Google Workspace, Microsoft 365, or Apple iCloud. If so, their subscriptions may include access to video conferencing.

Several of these video conferencing alternatives also have free options, although the free meetings generally have time limits.

(continued on page 13)



# Video Conferencing Options ... continued

## Use Google Meet

If a member of your group has a Google Workspace subscription, they can set up meetings on Google Meet lasting up to 24 hours. Participants in these meetings don't have to have a Google subscription. Participants can join via the Google Meet application or via a web browser.

Anyone with a free Google account can set up a Google Meet meeting, but free meetings are limited to 60 minutes each.

You can see an overview of Google Meet at [Google Workspace](#).

## Use Microsoft Teams

Many owners of Windows PCs subscribe to Microsoft 365 to keep their Microsoft applications up to date. Microsoft 365 subscribers can set up Microsoft Teams meetings lasting up to 30 hours. Participants in the meeting don't have to have a Microsoft subscription. Participants can join via the Microsoft Teams application or via web browser.

Anyone can sign up for free to set up Microsoft Teams meetings, but free meetings are limited to 60 minutes each.

You can see an overview of Microsoft Teams at [Microsoft Conferencing](#).

## Use Apple FaceTime

Owners of Apple devices such as Macs, iPhones, or iPads can set up FaceTime meetings of up to 32 participants for free. Documents such as images or PowerPoint slides can be shared during a FaceTime meeting, similar to the other video conferencing applications. Meetings can be joined on an Apple device via the FaceTime app. Participants on other devices such as Windows PCs or Android devices can join via web browser.

You can see an overview of FaceTime at [Apple Support](#). For directions on pre-scheduling a meeting, scroll down on this page to the heading "Use FaceTime Links."

## Try them out!

Find the videoconferencing application that works for you and your group! You might try experimenting with your chosen tool before trying a real meeting as controls vary among different applications.

If you have questions, there are lots of resources for these tools available on the Internet. Or you can use the WSO website's contact form through the website's menus at About WSO > Contact Us!, or directly at [WSO Contact](#).

Dan Perich, WSO Webmaster 

# WSO Important Dates

## May 2025 – May 2026

<p><b>May 2025</b></p> <p><b>May 1</b> — <i>Watermark</i> published; look for 2025 Fall Watercolor Prospectus in this issue, or online.</p> <p><b>May 1</b> — Stan Miller Workshop opens for Active and Lifetime Members. The workshop is <b>October 6-9, 2025</b>.</p>	<p><b>June 2025</b></p> <p><b>June 1</b> — The 2025 Fall Watercolor Exhibition opens for entries.</p> <p><b>June 16</b> — Stan Miller Workshop registration opens for Subscriber Members.</p>	<p><b>July 2025</b></p> <p><b>July 15</b> — Due date for articles for August <i>Watermark</i>.</p> <p>Paint! Finish your painting(s) and submit images by <b>August 1, 2025!</b></p>
<p><b>August 2025</b></p> <p><b>August 1, 8:00 pm</b> — The 2025 Fall Watercolor Exhibition closes for entries.</p> <p><i>Watermark</i> published; look for detailed information about the 2025 Fall Convention in this issue.</p> <p><b>August 16, 8:00 am</b> — Online registration for convention opens.</p>	<p><b>September 2025</b></p> <p><b>September 6, 8:00 pm</b> — Online registration for convention closes.</p>	<p><b>October 2025</b></p> <p><b>October 1-December 31</b> — 2026 WSO Membership dues collected.</p> <p><b>October 3-5</b> — The 2025 Fall Convention, Stan Miller, Juror, The Dalles.</p> <p><b>October 6-9</b> — Stan Miller Workshop, The Dalles.</p> <p><b>October 15</b> — Due date for articles for November <i>Watermark</i>.</p>
<p><b>November 2025</b></p> <p><b>November 1</b> — <i>Watermark</i> published; look for the 2026 Spring Experimental Exhibition Prospectus in this issue, or online.</p> <p>Stan Kurth Workshop registration opens for Active and Lifetime Members. The workshop is <b>April 6-9, 2026</b>.</p>	<p><b>December 2025</b></p> <p><b>December 1</b> — The Spring Experimental Exhibition opens for entries.</p> <p><b>December 16</b> — Spring 2026 Juror Workshop registration opens for Subscriber Members.</p> <p><b>December 31</b> — Pay 2026 WSO membership dues by this date.</p>	<p><b>January 2026</b></p> <p><b>January 15</b> — Due date for articles for February <i>Watermark</i>.</p> <p>Paint! Finish your painting(s) and submit Spring exhibition images by <b>February 1, 2025!</b></p>
<p><b>February 2026</b></p> <p><b>February 1, 8:00 pm</b> — The 2026 Spring Experimental Exhibition closes for entries.</p> <p><i>Watermark</i> published; look for detailed information about the 2026 Spring Convention in this issue.</p> <p><b>February 15</b> — Online Registration for Spring convention opens.</p>	<p><b>March/April 2026</b></p> <p><b>March 8, 8:00 pm</b> — Online Registration for Spring Convention closes.</p> <p><b>April 10-12</b> — The 2026 Spring Convention, Stan Kurth, Juror, McMinnville.</p> <p><b>April 13-17</b> — Workshop, McMinnville.</p> <p><b>April 15</b> — Due date for articles for May <i>Watermark</i>.</p>	<p><b>May 2026</b></p> <p><b>May 1</b> — <i>Watermark</i> published; look for 2026 Fall Watercolor Prospectus in this issue, or online.</p> <p><b>May 1</b> — Ron Stocke Workshop opens for Active and Lifetime Members. The workshop is <b>October 5-8, 2026</b>.</p>





## Looking Ahead

### *Announcing a Convention Management Reorganization and New Volunteer Roles*

I have witnessed a significant decline in members willing to chair conventions simply because it is a daunting task that fewer and fewer of our members are willing to take on. As a result, I have found myself handling more event functions. I've decided to continue in this direction, but with a restructuring of how we manage these large events in hopes of more consistency, fiscal responsibility, and ease for all who volunteer.

First, I will take on all the contracting and management of venues including all food and beverages to help build sustainable budgets that efficiently incorporate all the potential expenses.

Second, I would like to build a Convention Services Team to handle certain items for a minimum of 2-4 conventions (2-year commitment ideally). It only takes one time to become greatly experienced, so it's most efficient for volunteers and WSO to maintain the same coordinating duties for more than one convention. The more one does the job, the easier it becomes. We already incorporate this idea with our hospitality and vendor coordinators, so I think it is worth investigating this approach for the whole team.

The new positions include:

- Breakout Session Coordinator(s). This is a chance for you to develop an on-going curriculum and work with the Education Director on topics of interest.
- Juror Critique Coordinator. This involves 2 weeks of work the month prior to the convention.
- Exhibit Brochure Designer. This involves about 10 hours of design work the month prior to convention.
- Communications Coordinator. This involves all internal and external convention publications, blasts, *Watermark* notices, publicity, etc.

I have and will provide written job descriptions for all the above Coordinator positions if you are interested. Consider being part of a lively and dynamic convention team. I encourage you to volunteer now! It's an excellent way to integrate fully into WSO and get to know a lot of great artists!

We also need local members and short-term volunteers in each convention host city to help with exhibit installation, receptions, awards dinner, workshop coordinating, and anything else that arises. Ideas for cities and locations are always welcome from the WSO membership. This is a great opportunity to nominate a host city and become a short-term volunteer.

I believe this plan is worth investigating to see if our conventions can operate with better consistency, wisdom, creativity, and efficiency, while reducing the burden on any one volunteer. I am happy to answer questions if you are interested in any of these new Coordinator positions. Thank you for your support!

#### Fall 2025

Juror:

**The Dalles  
Stan Miller**

<https://stanmiller.net>

Convention:

October 3 – 5

Workshop

October 6 – 9 (4 days)

Co-Chairs

**Patty Stelz  
Kelly Morrison**

#### Spring 2026

Juror:

**McMinnville/Linfield University  
Stan Kurth**

<https://stankurth.com>

Convention:

April 10 – 12

Workshop

April 13 – 17

Help Needed:

**Exhibit Installation, Meet & Greet, Award Banquet, Workshop Coordinator**

#### Fall 2026

Juror:

**Welches/Mt. Hood Resort  
Ron Stocke**

<https://www.ronstocke.com/>

Convention:

October 2 – 4

Workshop:

October 5 – 8 (4 days)

Help Needed:

**Exhibit Installation, Meet & Greet, Award Banquet, Workshop Coordinator**

#### Spring 2027

Juror:

**OSU/LaSells Stewart Center  
Kathleen Conover**

<https://kathleenconover.com>

Convention:

April 2 – 4

Workshop:

April 5 – 8 (4 days)

Help Needed:

**Exhibit Installation, Meet & Greet, Award Banquet, Workshop Coordinator**

#### Fall 2027

Juror:

**Lincoln City (tentative)  
Soon Warren**

<http://soonwarren.com>

Convention:

October 1 – 3

Workshop:

October 4 – 7 (4 days)

Help Needed:

**Exhibit Installation, Meet & Greet, Award Banquet, Workshop Coordinator**

Mary Jo Vranizan, Convention Director




# Kudos and Call for Entries



## National/International Shows


Accepted in the 2nd Annual Women in Watercolor Members Only Online International Exhibition 2025 were: Becki Hesedahl, Jeannine Miller, Katherine Abdun-Nur, Marjorie Johnson, and Mary Rollins. See the full exhibit here:

<https://womeninwatercolor.com/2025-members-only-exhibition/>.



Misty Falls by Ted Vaught


WSO members Patty Duncan, Ted Vaught and Liz Walker had paintings accepted into the 19th Annual Emerald Art Center Spring Exhibit by juror Michael Orwick. The exhibit will be on display at the Emerald Art Center, 500 Main Street, Springfield, OR, from May 1 through May 30, 2025. See [www.emeraldartcenter.org](http://www.emeraldartcenter.org) for information and gallery hours.



Painting by Liz Walker



Family Recital by Liz Walker



From Water to Silk by Margaret Godfrey

WSO members Margaret Godfrey and Liz Walker had paintings accepted into the 16th Annual Signature American Watermedia Exhibit at Fallbrook Art Center, in Fallbrook, CA. The exhibit runs April 12 – May 17, 2025. This show is open to artists who hold Signature Membership status in one or more U.S. watercolor/ water media societies or associations. See [www.fallbrookartcenter.org](http://www.fallbrookartcenter.org) for more information.

## Local/Regional Shows

Rose West's painting *Under the Over* was accepted into the "Opposites Attract" show by the Gresham Area League for the Arts. Her painting will also be on their poster. The exhibition will be at The Gresham City Council Chambers, 1331 NW Eastman Pkwy, April 7 – May 30, 2025.




Under The Over by Rose West



Mirage by Jean Lea

The following WSO members had paintings accepted into the Northwest Watercolor Society (NWWs) Waterworks Online Member Exhibition 2025 by juror Michele Usibelli: Marjorie Johnson, Jean Lea, Jeannine Miller, Chris Stubbs, Liz Walker, and Rose West. The online exhibition runs April 25 through June 30, 2025 at [www.nwws.org](http://www.nwws.org).

On April 5, 2025, Cascade Aids Project held their annual 2025 CAP Art Auction at the Portland Art Museum. Leslie Cheney-Parr entered her piece *Seaside Cypress* as one of the PAM Rental Sales Gallery artists, donating work for the benefit that supports inclusive



Seaside Cypress by Leslie Cheney-Parr

(continued on page 17)



## Kudos and Call for Entries ... continued



*Ollies Free Ride* by Leslie Cheney-Parr

health and wellness services for LGBTQ+ people and people affected by HIV/AIDS. \$800,000 was raised from the benefit.

Leslie Cheney-Parr also has 8 linoleum reduction prints and 2 sumi cloud paintings on display at the newly renovated Milwaukie Historic City Hall in Milwaukie, OR, second floor gallery, through the Clackamas County Art Alliance. Her work is on display through August 12, 2025.

The Lake Oswego Reads annual show was on display in April in the Dee Denton Gallery at the Lakewood Center for the Arts in Lake Oswego. This group includes WSO artists Mary Burgess, Kara

Pilcher, Beth Verheyden, Jan Rimerman and Leslie Cheney-Parr. They read a book selected by a group of librarians, teachers and others, and then created an artwork inspired by the book. The works will then go on an 8-month tour to be displayed in Oregon libraries. The show can be seen at the Lake Oswego library in May 2025. The title selected this year is *How to Read a Book* by Monica Wood. For more information see:

<https://www.ci.oswego.or.us/loreads/about-lake-oswego-reads-0>.


WSO member Kim McLaughlin received a 2nd Place award for her painting, *Smokey Kiss Noir* in the Village Gallery of Arts Spring Awards Show. The juror was Yong Hong Zhong. The show was in April 2025 at the Village Gallery at 1060 NW Salzman Road, Portland. [www.villagegalleryarts.org](http://www.villagegalleryarts.org)

Did I leave someone out? Please send me news about your art shows, awards and publications. Calls for Entries are welcome too. Send them to Sarah Bouwsma, you can find her contact information in the *Online Membership Roster*.

Sarah Bouwsma 



*Rose Tu* by Leslie Cheney-Parr



*Smokey Kiss Noir* by Kim McLaughlin

# Convention Central

## 2025 Spring Convention

### 2025 Spring Convention Wrap-up



Katherine and Tracy, Convention Co-chairs

How much fun it is to gather with like-minded artists and enjoy a new community! Spring was bursting at the seams here in Grants Pass, the host community for this year's events. Trees in bloom, the river full, and blue skies! Co-chair Tracy Fredrickson and I couldn't have asked for more. Renewing friendships and making new ones is a hallmark of WSO's semi-annual get-togethers. Everywhere you looked, good conversations were in progress — over meals, between breakouts, and just hanging out at our venues.

Friday's Artist's Reception was held at the Grants Pass Museum of Art, a truly stunning venue for our artists' work. A historic building in the center of our thriving downtown, it hosts a continual exchange of art exhibitions, films, music, poetry, and more, all under the direction of Hyla Lipson. The show looked wonderful, and we had more than 500 visitors come take in the

art while sampling tasty appetizers and beverages. The director was thrilled to report that an additional 72 visitors viewed the show on Saturday. The community's response has been quite positive and welcoming. To date, three paintings have sold! The show will hang through May 23, 2025.

The Josephine County Fairgrounds, a working fairground that hosts many local and regional events, was our venue Saturday and Sunday. Our breakout sessions included instruction from a balance of local artists and of course our well-known WSO professionals. Juror Jean Pederson's critiques were popular; she is a generous teacher, sharing her knowledge about how we can improve our work.


Jean announced the awards at our Awards Banquet Saturday evening, describing the merits of each piece. Everyone enjoyed the live presentation of awards; there was palpable anticipation and excitement in the room! The museum volunteered to open Sunday following the Business Meeting and Juror Demo so that artists could revisit the show in a quieter environment and see the awards displayed.

Although Grants Pass is quite a drive for some of you, Tracy and I are so glad you made the journey. We hope to see you again soon.

*Katherine Abdun-Nur, 2025 Spring Convention Co-chair* 🍷



Artist Reception



Breakout Session: Exploring the World of Watercolor Surfaces



Juror Jean Pedersen signing her book for Karen Glassman



## 2025 Spring Convention

## Breakout Session Reviews

## Judy Cox — Set up For Still life

Judy discussed setting up dynamic still lifes utilizing principles of composition including various shapes, sizes, colors and values of objects. Start with the tallest object and arrange from there keeping in mind the rules of thirds and odd numbers.

Lighting is essential. If lacking studio lighting, one can use daylight lamps, flashlights, and reflected light and think about shadows to add focus and interest.

We then practiced setting up fun still lifes with the various objects provided.

*Linda BURGEL*



## Alisha Whitman — Watercolor Collage

Alisha Whitman, a clear and organized teacher, began with a list of ways to use collage, starting with cutting out parts of old paintings you like and collaging them to other paintings. She listed many benefits of using collage: you don't have to worry about backgrounds, you can rearrange elements when you don't have a plan, you can cut up a whole painting and rearrange the pieces, you can use scraps or cut up pieces of similar color and glue them on for texture. All encouraging us to be creative. Then she let us go, cutting up unsatisfactory paintings with x-acto knives and scissors and gluing them in place. As we were working, other techniques were mentioned including sewing pieces together by hand or machine or actually embroidering the painting. An example of this was shown in the 2nd Juror's Critique.

Alisha shared benefits and ways to use collage, including:

1. A good use of old paintings and scrap papers.
2. A chance to learn about colors and textures.
3. A chance to play around without attachment to outcome.

It was a very inspiring workshop for all of us with ideas coming as we cut and played. FUN! I plan to continue with several of her ideas at home.

*Winnie Givot and Marti Meyer*






# 2025 Spring Convention Breakout Session Reviews ... continued

## Deanna St. Martin — Techniques, Textures & Special Effects on Yupo

A lover of experimenting with liquid watercolors on large pieces of Yupo, Deanna showed us how to create textured subject matter on solid color by using gatorboard, push pins, Halloween cobwebs, liquified primary watercolors in spray bottles (Robert Doak Watercolors mixed with water and Paint Easy), clear laminate, and acrylic paint.

She demonstrated how she creates her unique artwork by first crisscrossing cobwebs over the Yupo on gatorboard, using push pins to secure the cobwebs in place. She thoroughly saturated the paper and cobwebs with water using a large brush, and after letting the puddles dry a bit, sprayed the three primaries in select areas of the piece. After letting it dry completely and removing the cobwebs, she cut out the subject matter (in this case, two birds) from the clear laminate, and affixed it to the piece. She then mixed blue acrylic paint with very little water and used a roller to spread the paint over the entire surface, including the laminate. When the acrylic dried, she removed the laminate exposing the gorgeous subject matter of the two birds.

Deanna concluded by showing us amazingly colorful examples of her work on Yupo, inspiring us to thoroughly explore this technique in the future.



*Tina Albrecht*

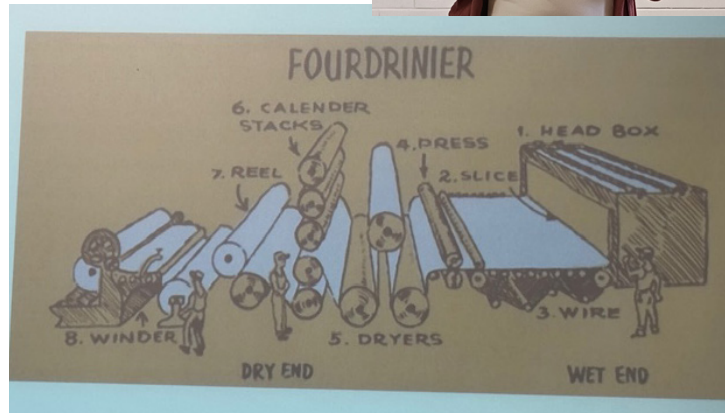
## Ann Ebert — Exploring the World of Watercolor Surfaces

Have you given much thought to the origins of the paper we use to create our art? Ann Ebert of Central Art in Medford gave us an extensive look at how paper evolved. Ann is the co-owner of a long-time family-owned art supply business in Medford.

Ann took us through papermaking in the Middle East where cotton, flax and hemp were used through Europe and Spain. Papermaking involves making suspension of fibers in water and forcing this suspension to drain through a screen, to produce a mat of interwoven fibers. Water is removed from this mat using a press.

In 1806, Henry and Sealy Fourdrinier received a patent for the press. This paper making machine became the basis for most modern papermaking, including 100% cotton watercolor paper.

Ann was an interesting and informative speaker. After she spoke about the history of paper right down to the weight and roughness, she passed around samples of many kinds of watercolor paper.



(continued on page 21)



## 2025 Spring Convention

## Breakout Session Reviews ... continued

She included new kinds of paper made from agave and sugar cane currently sold by Hahnemuhle. In closing, Ann passed around several new products in the market and commented on their uses. Central Art was one of the vendors at the Grants Pass convention and after a lively discussion most of us headed to their tables.

*Mary Holt*

### Lynda Hoffman-Snodgrass — Layers in Abstraction

Lynda's breakout session was designed to be an exercise in creating a painting using intuitive layered abstraction. By using watercolors that layer like stained glass, and limiting the palette to three primary colors, we were able to create twelve, six inch square paintings on one full sheet of watercolor paper.

Lynda brilliantly led us through painting the layers, suggesting beginning with light values, then a second layer of mid values, then finally finishing the piece with darker values, each layer creating more and more depth. She encouraged us to use a variety of brushes, from flats to rounds in different sizes, to create intuitive marks to enhance and finish our compositions. Although we all were instructed in the same techniques, each artist painted in their own unique style, creating some very different outcomes.

*Janice Barnes Webb*



### René Eisenbart — Paper Plus

René guided us through the process of mixing grounds that provide a wonderful surface for our watercolor paintings. She uses a mixture of mediums she developed that are inexpensive and provide a whole new set of creative possibilities for us. She even gave us a pre-surfaced paper and samples of the mediums so we could jump right in and start creating! These grounds allow us to create very interesting textures while also improving the liftability of our paints.

We used the ground on watercolor paper, but it can be used on board as well. René is a really great teacher with a sense of humor who does wonderful demos and is very skilled at guiding participants through the creative process. We all made exciting new inroads into painting with these grounds.

*Pam Haunschild*



(continued on page 22)

# 2025 Spring Convention

## Breakout Session Reviews ... continued

### Jeannine Miller — Abstract Starts

Jeannine showed us how she starts her paintings using abstract starts. Using painter's tape, she tapes off areas that overlap her drawing creating the underlying abstract design. These areas remain unpainted in the initial washes of loose color, creating a unique look to her paintings.

In advance of the breakout, Jeannine emailed and provided the participants with a drawing of a rooster

to use or gave us permission to bring our own image on 140 lb. cold press paper. After a lecture and demo by Jeannine, we created our underlying abstract shapes with painter's tape. Next, we mixed paints from the tube with water in small cups in preparation to begin painting. We also experimented in creating textures with salt and rubber cement glue. Jeannine demonstrated removing the tape and beginning the second layer of the painting by starting at the focal point. We painted the Rooster's eye and will finish the painting on our own. It was a lively breakout enjoyed by all.



*Rebecca Sentgeorge*

### Marianne Nielsen — Painting Realistic Animal Eyes

Marianne demonstrated how to best render both dog and cat eyes so that your painting is realistic. The eyes are the most important part of any portrait, either animal or human, and getting the shape and the light correct will make or break the painting. We were able to paint along with Marianne to create small paintings of both dog and cat eyes. Then we moved on to pen and ink images of a dog's nose and then used masking fluid to add whiskers to a cat's face.

*Tracy Frederickson, Spring 2025 Convention Co-chair*

### Margaret Godfrey — Capturing a Moment Telling Story

Margaret shared her process of selecting which reference photos she uses for potential paintings, focusing on ways that she could change those reference photos to create a better story within the painting. She does that oftentimes by changing the background to better support the figures and the narrative. She also will review other



(continued on page 23)



## 2025 Spring Convention Breakout Session Reviews ... continued

artists' work and take inspiration from how they tackled different subjects. She shared a painting series that she had done of her daughter and her journey as she received stem cell therapy to treat her MS. These paintings drew on a wide variety of styles and iconographic images to represent her struggles and her successes.

In the series of paintings about her daughter, she studied the works of Klimt and Van Gogh and used the influences of these painters and their styles and made them her own. She was able, through her art, to express the emotions that both she and her daughter endured. Her journey as an artist through this tough time encourages other artists to use their own experiences in conjunction with the design influences of master artists to create powerful work.



*Tracy Frederickson, Spring 2025 Convention Co-chair*





## 2025 Spring Convention

### Convention Photos



### Artist's Reception at Grants Pass Museum of Art



(continued on page 25)



# 2025 Spring Convention Convention Photos ... continued



## Social Hour on Saturday Night



(continued on page 26)



# 2025 Spring Convention Convention Photos ... continued



## Awards Banquet



(continued on page 27)



# 2025 Spring Convention Convention Photos ... continued



## Sunday Business Meeting



## Sunday Juror Demo by Jean Pedersen





# 2025 Spring Convention

## Signature Membership and Merit Awards

**Request for Signature Status.** Your 10 points need to be sent to Sandra Wood by **September 19, 2025**.

### Merit Awards Spring 2025

Merit Awards are awarded to WSO members for show entries and awards based upon points.

Best of Show	5 points
2nd through 4th place	4 points
5th and 6th place	3 points
Awards of Distinction	3 points
All others accepted	1 point

### Silver Certificates Awards

Kristie Mooney  
JoAnn Pari-Mueller  
Hazel Reeves  
Alisha Whitman

### Gold Certificates Awards

Robin Becic  
Susan Greenbaum  
Amanda James  
Karen Kreamer  
Elizabeth Schilling



Sandra Wood presenting awards

To keep track of your points, download a copy of the Merit Awards worksheet from the Merit Awards page on the WSO website at: [WSO Membership Awards](#). Submit your list of accumulated points to Sandra Wood when you reach ten points or more. Sandra's contact information can be found in the Online *Membership Roster*.

After you've tracked your first 10 points, WSO will keep track of all future points. When you earn the Bronze Award, you will also receive Signature Membership. This is an added reason to keep track of your points and turn them in!

Awarded points are as follows:

Bronze	10-14 points
Silver	15-20 points
Gold	20-24 points
Platinum	25-49 points
Diamond	50-74 points
Comet	75-99 points
Celestial	100+ points

Sandra Wood, Merit Awards Chair 📧

## 2025 Spring Convention

# Thank You Convention Committees, Teams, Volunteers, and Vendors

We extend our gratitude to all those who helped make our 2025 Spring Convention a huge success in Grants Pass. What a wonderful community we have. **Thank YOU!**

***Some of the many people who contributed their time and energy:***

Painting Take-In: Becky Meier, Mary Jo Vranizan, Tracy Fredrickson, Kathy Clarke, Janice Barnes Webb, Katherine Bird, Katherine Abdun-Nur

Breakout Session Coordinator: Pamela Haunschild

Registration: Barb Sulek

Juror Critique Coordinator: Jennifer Ramerman

Juror Hospitality: Debbie Loyd

***Our Breakout Session Instructors and others who provide support:***

Exploring the World of Watercolor Surfaces: Ann Ebert, Central Art Supply

Abstract Starts: Jeannine Miller

Painting Realistic Animal Eyes: Marianne Nielsen

Set up, Light and Photograph a Still Life: Judy Cox

Watercolor Collage: Alisha Whitman

Techniques, Textures and Special Effects on Yupo: Deanna St Martin

Capturing a Moment, Telling A Story: Margaret Godfrey

Paper Plus!: René Eisenbart

Layers in Abstraction: Lynda Hoffman-Snodgrass

Online Painting Submissions: Chris Helton, Kathleen Buck

Website and Communications: Dan Perich, Elizabeth Zimmerman

Hospitality Team: Jean Gale, Roberta Mathews

AV Team: Del Moore, Tess Myers, Elizabeth Zimmerman

Awards Director: Winnie Givot

Merit Awards: Sandra Wood

Vendor Fair: Judi Johnston, Sherree Rodriguez, Sue Kupillas

Grants Pass Museum of Art: Hyla Lipson

WSO Merchandise Sales: Rose West, Susan Milne

Accommodations for Juror: Katherine Abdun-Nur

Workshop Coordinators: Lisa Hendrix, Judy Cox

WSO 100 Club: Barbara Hutchings, Suzy Carroll, Joy Nunn

Exhibit Catalog: Elizabeth Zimmerman

Exhibit Brochure Coordinator: Penelope Youngfeather

Artist Reception Team: Betty Barrs, Linda Boutacoff, Charlotte Peterson

Exhibit Liaison: Janice Barnes Webb

American Easel

Central Art Supply



We are SO GRATEFUL for the amazing support and enthusiasm our Grants Pass community provided during planning and implementation of the convention and for welcoming the WSO artists with warmth and appreciation. **Thank you, Grants Pass!**

*Katherine Abdun-Nur and Tracy Frederickson, Convention Co-chairs* 📧



## 2025 Spring Convention

# Juror Workshop Review

## Layering with Depth with Jean Pederson

With her warmth, enthusiasm, dynamic energy and encouraging teaching style, Jean led us on a wild ride over the course of this fast-paced, mind-blowing workshop.

Day One: Jean emphasized the need to “know your materials.” Supply tables were set up with a generous array of Holbein acrylic mediums, inks, paints and gesso for us to use along with our own materials. We explored viscosity and transparency of the different mediums: working quickly, we added inks, fluid acrylic paint, and heavy-body acrylics, letting the colors flow together, covering the surface. While our papers dried, Jean demonstrated Gelli plate printing, which we practiced. Later we added our collage papers, more paint, alcohol, and marks from different tools to our prepared paper. She emphasized that this surface is not a finished painting, but a “ground” — the foundation for a painting.

Jean stressed “know your subject.” After we decided on our subject, she told us to figure out value patterns. She demonstrated holding a piece of red Plexiglas over a painting, photo or scene to identify areas of light and dark. She suggested doing several small value studies of our subject or using the Notanizer app to find patterns we like.

Day Two: We did a rapid free-association exercise, quickly listing words important to us. Next to the words, we drew symbols and wrote colors that we associate with them. Jean told us that by using these elements in our work, we add content that is personal and adds meaning for us and the viewer. She also said that when we transfer or sketch our subject, we should integrate it with the ground. She reminded us that the further we get away from realism, the less important realistic accuracy is to the viewer. We practiced making compositions by adding paint and collage to a magazine page used as a ground.

Day Three: We warmed up with fast-paced exercises using word prompts and music. Jean showed us examples of mixed media paintings illustrating design concepts she uses in her work: letting the underpainting show in places, “repetition with variety” in shapes, color, lines and mark-making, texture, and use of neutrals to “make color sing.”



(continued on page 31)



## 2025 Spring Convention

## Juror Workshop Review ... continued

We spent the rest of the day painting to music.

Day Four: We learned how to make "acrylic skins" for collage, did another free-association exercise making sketches related to words we had chosen, painted new grounds, printed collage papers, and worked on our unfinished paintings. At the end of the day, Jean gave each of us a colored paper shape to use in a specific place on a white sheet of watercolor paper (mine was an irregular rectangle placed on the right side, on the edge).

Day Five: Jean emphasized non-referential work, showing us how abstract expressionist artists used elements of design to achieve balanced compositions in their paintings. She then directed us to make a painting with the shape she had given us. It was an exciting and fun exercise. At the end of the workshop, Jean told us to ask ourselves three questions:

- How will I interpret my subject?
- What media will I use?
- What style of expression resonates with me?

Jean is an excellent workshop instructor. She provided us with a wealth of information, encouraged us to add personal content to our work and to trust our instincts as artists. I look forward to applying what I learned from Jean in the future. Examples of paintings from this workshop are posted on the Watercolor Society of Oregon Facebook page.

Many thanks to Lisa Hendrix and Judy Cox for organizing and facilitating this workshop!



Karen Kreamer 



## 2025 Spring Convention

# Drawn to The Dalles

## 2025 Fall Convention October 3 – 5

The natural beauty of the Columbia River Gorge will be the main attraction as we gather in The Dalles this fall, with the convention running from October 3 – 5. The autumn foliage and warm days will provide the perfect setting for our event, including some spectacular plein air painting opportunities.

Located only one hour and 20 minutes from downtown Portland, one and a half hours from Bend, and three hours from Eugene, The Dalles is a feasible drive for most members and a chance to visit a growing and thriving art community.

We kick off the weekend with the Art Exhibit and Reception on Friday afternoon at The Dalles Art Center which, along with WSO, will host a free to everyone "First Friday" opening event for locals and members.



Juror Stan Miller



The Dalles Civic Auditorium



The Dalles Civic Auditorium, interior

The convention headquarters will be at The Dalles Civic Auditorium (aka The Civic) only one block away from the exhibit. The Civic offers multiple large meeting spaces as well as a theater for all our meetings and events. This historic building was opened in the 1920s to service war veterans and is now run by a preservation committee looking for events to fill its beautiful spaces. And there's an ice cream parlor across the street!

The awards ceremony will take place live on Saturday evening and our co-chairs are arranging for a cost-friendly buffet. Both the business meeting and juror demo will take place in the theater of The Civic on Sunday morning.

Stan Miller's workshop will run four days only and take place Monday through Thursday (October 6 – 9) at The Civic. This award-winning watercolor artist lives in Spokane, Washington, where he teaches and paints. For more information, please visit his website at <https://stanmiller.net>.



Mary Jo Vranizan, Convention Director and Fall 2025 Convention Co-chair 📧

## 2025 Fall Convention

# Things to Do in The Dalles

So much to do and so little time! Here is a list of highlights in the area that might involve anywhere from 30 minutes to three hours, depending on your availability and interest:

- **Visit the Columbia Gorge Discover Center and Museum**, the official interpretive center for the Columbia River Gorge National Scenic Area
- **Explore Fort Dalles Museum/Anderson Homestead**, one of Oregon's oldest history museums and the only remaining officer's house of the 1856 Fort Dalles military complex
- **Enjoy stunning views at Celilo Falls and Celilo Park**, once one of the largest waterfalls in North America that served as a gathering place for thousands of Native Americans for more than 10,000 years
- **Hike or cycle on the Riverfront Trail**, a paved path along the Columbia River that starts at Riverfront Park
- **Drive the "Fruit Loop"** stopping at wineries and various orchards for fall fruits, vegetables, and flowers



For more information, please visit <https://traveloregon.com/places-to-go/cities/the-dalles/> and <https://www.lewisandclark.travel/listing/the-dalles-lock-dam-visitor-center/>.

Mary Jo Vranizan, Convention Director and Fall 2025 Convention Co-chair 📧

## 2025 Fall Convention Breakout Sessions

Here are some of the classes we're working on for the fall convention:

- Tim Gault – Techniques for mixing watercolors and acrylics on aquaboard
- Sally Bills Baily – plein air painting
- Tess Myers – Speed paint portrait demo
- Tess Myers – Critical and non-critical elements of portraiture
- Rebecca Sentgeorge – Gouache on black watercolor paper
- Liz Walker – Sidewalk crack exercise using blind contour drawing and painting
- M. Graham representative showcasing M. Graham paints
- How to get your painting ready for a national show (like Western Fed!)
- Birds and botanicals – tentative
- Stan Miller – Juror Critique

Look for more information about the convention in the August *Watermark*.

Mary Jo Vranizan, Convention Director and Fall 2025 Convention Co-chair 📧



## 2025 Spring Convention

# Fall 2025 Convention Juror Workshop

## Painting the Portrait & Landscape in Watercolor

October 6 – 9, 2025 (4 days)

\$450

The Civic Auditorium in The Dalles, Oregon

Traditional watercolor painters will be delighted with the “Stan Miller Experience,” as it is all about watercolor! In this workshop students have the options of being guided through a portrait or a landscape painting. Each day, both a portrait and a landscape will be demonstrated by the instructor, and students have the choice each day of either choosing the landscape or the portrait, and are guided through the demonstration by Stan.

Students also have the option of working on their own subjects. Students are encouraged to bring photos of subjects that they might like to paint in the future for Stan to look at and discuss with the student. Technique, color, choosing paintable subjects, understanding composition and design will also be addressed in this workshop. If students have questions, they are welcome to email Stan: [Stan@stanmiller.net](mailto:Stan@stanmiller.net)

Workshop Registration for Active and Lifetime Members opens May 1.



Juror Stan Miller



**REGISTER FOR WORKSHOP**

Supply list is posted on the WSO website.

**WORKSHOP SUPPLY LIST**

Mary Jo Vranizan, Convention Director and Fall 2025 Convention Co-chair 📧

## Fall 2025 Convention Schedule of Events and Juror Workshop

October 3 (Friday)	4:00 – 7:00 pm Hospitality Team Welcomes Members and Guests 4:00 – 5:00 pm New Member Orientation Meeting 5:00 – 7:00 pm Art Opening and First Friday Reception
October 4 (Saturday)	8:00 am – 4:00 pm Hospitality Table Open 9:00 am – 4:30 pm Breakout Sessions and Lunch 5:00 – 6:00 pm Pre-Banquet Social Hour 6:00 – 8:00 pm Awards Banquet
October 5 (Sunday)	9:00 – 10:45 am Business Meeting 11:00 am – 1:00 pm Juror Lecture and Demo
October 6-9 (Mon-Thurs)	9:00 am – 4:00 pm Juror Workshop with Stan Miller

Mary Jo Vranizan, Convention Director and Fall 2025 Convention Co-chair 📧

# Fall 2025 Exhibition Prospectus

For full Prospectus details, refer to the [WSO website](#):

## Fall 2025 Submission Requirements:

1. Exhibitions shall consist of no more than eighty (80) paintings, selected by a national juror chosen by the Board.
2. Only Lifetime and Active Members, current in their dues and residing in the State of Oregon, may submit to WSO juried exhibitions.
3. Each selected painting shall be by a different WSO Member.
4. Any painting which has been previously accepted and hung in a WSO exhibition is not admissible.
5. A maximum of two (2) images may be submitted.
6. Images must be in jpg format with the greatest dimension sized at 1200 pixels.
7. Images must be named as follows (example): SmithMary-GoneWithTheWind.jpg.
8. Work shall be completed within two (2) years of the submission deadline.
9. Work may be critiqued by a teacher and/or critique group and must have been executed without step-by-step instruction.
10. All work must be original in its concept, composition and design, and must be the creation of the artist. Original means "Created directly and personally by a particular artist; not a copy or imitation."
11. Artwork may not be altered once the image is submitted, except for the addition of the artist's signature.
12. All paintings accepted by the juror must be made available and delivered to the Convention Exhibition. Artists who do not make an accepted painting available for the exhibition will not be allowed to enter WSO exhibitions for two (2) years.

**Substrates:** Work must be on a single piece of untreated paper (plastic "paper," i.e., Yupo and Tyvek are not allowed); Embossing is not permitted.

**Media:** Open to water media that once dried can be reactivated by water; water media shall consist of paintings that are predominantly watercolor; acrylic, gesso, pastel, and collage are not acceptable; charcoal and ink are not acceptable, except for varieties that once dried can be reactivated with water.

**Varnish & Framing:** A frame and plexiglass are required. The frame must meet WSO specifications, pursuant to Policy X.E. Framing specifications are outlined in the acceptance document, a mat is optional; varnished work is not eligible. Metal or wood frames acceptable. Plexiglass only. No glass is accepted.

## How to enter:

1. Go to <https://watercolorsofOregon.com>, click *Exhibitions*. On the drop-down menu, select "Guide to Entering a WSO Show."
2. RESIZE your image to 1200 pixels on the longest side. The WSO website now has a resizing tool. Access at <https://watercolorsofOregon.com>, click *Exhibitions*. On the drop-down menu, select "How to Resize Images."
3. RENAME your image as follows (example) SmithMary-GoneWithTheWind.jpg
4. Note: No special characters can be used in the file name when submitting the images.
5. Submit entries on the WSO website: <https://watercolorsofOregon.com>, click *Exhibitions*. On the drop-down menu, select "Submit Artwork."

Additional information can be found in Policy X, A-F on the [WSO website](#).

Mary Jo Vranizan, WSO Convention Director 



## 2025 Fall Convention

## 2025 Fall Exhibition Calendar

June 1 (Sunday)	Online painting submissions open
August 1 (Friday)	Online submissions close
October 1 (Wednesday)	Shipped painting must arrive by this date Ship to: The Dalles Art Center PO Box 1026, The Dalles, OR 97058
October 2 (Thursday)	10:00 am – 2:00 pm Hand deliver paintings to: The Dalles Art Center 220 E 4th St, The Dalles, OR 97058
October 2 (Thursday)	Painting Installation
October 3 (Friday)	9:00 – 11:00 am Judging of Exhibit by Stan Miller
October 3 (Friday)	5:00 – 7:00 pm Artist Reception and First Friday Open House The Dalles Art Center
October 3 – 5	Fall 2025 Convention Weekend The Civic Auditorium, 323 E 4th St, The Dalles
October 4 (Saturday)	Live Awards during Dinner Banquet
October 3 – November 7	Exhibition hangs at The Dalles Art Center
November 8	Painting Pickup: The Dalles Art Center

Mary Jo Vranizan, Convention Director and Fall 2025 Convention Co-chair 

## Fall 2025 Convention Lodging in The Dalles

WSO will not be contracting rooms with any specific hotel in The Dalles. We ask that all attending members secure their own lodging that fits their comfort level and wallet.

We highly encourage you to book early since it is a small town that fills quickly with tourists as October is still considered peak season. We also encourage members to find roommates to keep the costs down. Several hotels and motels sleep 2 – 4 people per room and there are numerous VRBO rentals that sleep up to 6 people. Have an RV? Book your campsite early. Listings below.

**Matching Rides, Rooms, and Roommates**

We now have a new interactive bulletin board where members can register their desire to share a room, house or a car ride with other attendees: Click on the link and follow the instructions: [WSO Convention Travel Sharing](#). This link is only available to our members through the emailed version of the *Watermark*.

**Hotels and Motels:**

Fairfield Inn and Suites

2014 West 7th St, The Dalles

<https://www.marriott.com/en-us/hotels/dlsfi-fairfield-inn-and-suites-the-dalles/overview>

541-769-0753

\$225 - \$250/night, continental breakfast included

Holiday Inn Express and Suites

2920 W 6th St, The Dalles

<https://www.ihg.com/holidayinnexpress/hotels/us/en/the-dalles/dlsll/hoteldetail>

541-370-2450

\$210 - \$250/night, breakfast included

(continued on page 37)

## 2025 Fall Convention

### Lodging in The Dalles ... continued

#### Celilo Inn

3550 E 2nd St, The Dalles

[www.Celiloinn.com](http://www.Celiloinn.com)

866-994-6963

\$258 - \$300/night, breakfast included

#### Rayland Hotel

112 W 2nd St, The Dalles

[www.raylandhotel.com](http://www.raylandhotel.com)

541-296-3002

\$300/night

#### Comfort Inn Columbia Gorge

351 Lone Pine Dr, The Dalles

<https://www.choicehotels.com/>

541-298-2800

\$120 - \$150/night, breakfast included

#### Columbia River Hotel, Ascend Hotel Collection

3223 Bret Clodfelter Wy, The Dalles

<https://www.choicehotels.com/>

541-298-5502

\$103 - \$200/night, free coffee

#### Super 8 By Wyndham

699 Cherry Heights Rd, The Dalles

541-296-6888

<https://www.wyndhamhotels.com/>

\$75 - \$100/night, breakfast included

#### Cousins Country Inn

2114 W 6th St, The Dalles

800-848-9378

[www.cousinscountryinn.com](http://www.cousinscountryinn.com)

\$112 - \$170/night, discount on breakfast

[www.VRBO.com](http://www.VRBO.com)

Homes Ranging

\$120 - \$245/night plus tax and cleaning fees

#### The Dalles Area Campgrounds

Memaloose State Park Campground

Mosier, OR

800-452-5687

[www.stateparks.oregon.gov](http://www.stateparks.oregon.gov)

#### Deschutes River State Recreation Area

The Dalles

800-452-5687

[www.stateparks.oregon.gov](http://www.stateparks.oregon.gov)

Mary Jo Vranizan, Convention Director and Fall 2025 Convention Co-chair 