

Watercolor Society of Oregon's *Watermark*

www.WatercolorSocietyofOregon.com

Vol. LXII, No. 1

February 2024



Juror Keiko Tanabe

New Marketing Program

Read more on page 11

"Colorful Connections in the Capital"

Fall Convention

October 4-6, 2024

Read more starting on page 33

"Yahoo for Yachatz!"

Spring Convention

April 5-7, 2024

Read more starting on page 18

Online Registration for Spring Convention

Read more on page 20



Pool Hall by Keiko Tanabe

Watermark

Watermark is the newsletter of the Watercolor Society of Oregon and is published quarterly in February, May, August, and November.

WSO is a 501(c)(7) as determined by the IRS.

WSO PRESIDENT:
Mary Holt

NEWSLETTER EDITOR:
Karen Kreamer

Send articles and images that are of general interest to the WSO membership to the editor via email and file attachments. The due date for the May issue of *Watermark* is April 15, 2024.

NEWSLETTER DESIGN & ADVERTISING:

DESIGN:
Elizabeth Zimmerman

ADVERTISING:
Send advertisements and payment to:
Lynn Baumgardner

ROSTER CHANGES:
Jan Premo



**WATERCOLOR
SOCIETY OF
OREGON**

In this Issue

| | |
|---|-------|
| President's Message | 3 |
| Past President's Message | 4 |
| Editor's Page | 5-6 |
| WSO News Roundup | 7 |
| Members' Gallery | 8 |
| Important WSO Dates: February 2024-February 2025 | 9 |
| In Memoriam: Dolores Elaine Ribal | 10 |
| Introducing the WSO Marketing Program | 11 |
| Menucha: Excellent Instructors Ahead | 12 |
| Membership Director Report | 13 |
| WSO 100 Club: Planned Giving: A Rundown of Your Options | 14-15 |
| Kudos | 16-17 |

Convention Central

2024 Spring Convention in Yachats

| | |
|--|-------|
| Yahoo for Yachats! April 5-7 | 18 |
| Things to Do in Yachats | 19 |
| 2024 Spring Watercolor Exhibition Calendar | 19 |
| Online Registration for Events and Workshop | 20 |
| Schedule of Convention Events | 21-22 |
| Breakout Sessions at a Glance | 23 |
| Map | 24 |
| Breakout Sessions Descriptions | 25-28 |
| Past Breakout Session Recordings | 29 |
| Juror Workshop: Painting Impressions in Watercolor with Keiko Tanabe | 30 |
| Lodging in Yachats | 31 |
| Places to Eat | 32 |

2024 Fall Convention in Salem

| | |
|---|-------|
| Colorful Connections in the Capital | 33-34 |
| Looking Ahead | 34 |

A little note from Elizabeth: Click on any of the above articles, and you will be directed to that exact page! And to get back to this page click on any *Watermark* on the top of a page.

A big *Thank you* to our supporters and advertisers

M. Graham Paints
René Eisenbart
Village Gallery of Arts

Winnie Givot
Robert Burrridge
Eric Wiegardt
Merri Artist

Click on an advertiser (above) to see their ad and click on their ad to be redirected to their website!

Would you like to advertise in *Watermark*?
Click here to download Ad Reservation Form and details.

And we can't forget another big *Thank you* to the *Watermark* Editing Team: Karen Kreamer, Susan Escobar, Terri Rottman, Chris Kondrat, Connie Faulkner, Kathryn Oliver-Garnett, Tim Gault and Patty Duncan.

"I have nature and art and poetry, and if that is not enough, what is enough?"

— Vincent van Gogh



President's Message

My family lives on the Oregon coast and recently experienced several days without power. It was time to complete my President's Message for our *Watermark* and it was going to be difficult without electricity. No phone, no lights, minimal heat, **and no connection**. I spent some time thinking about this disconnection with all the things I love—my family, church, friends, WSO—all things I miss terribly when they are absent. I realized that the power of WSO is in the connection within its membership. WSO is like an electric generator that gives light to our artistry, our friendships, and our growth as individuals. The reason we do conventions is to have this magical connectivity.

After becoming WSO President, I quickly came to realize how unique this organization is. So, so many members are working diligently to create a group dedicated to the promotion and continued growth of watermedia in Oregon and beyond. There are many arms contributing to the success of this society—administration, membership, publications, conventions, hospitality, awards, WSO 100 Club, and many others. We have people who find new jurors, manage our money, keep a record of our history and help our volunteers. We have recently been blessed with a new marketing director who is looking for a team. There are lots of beautiful willing hearts serving this membership. I am so proud to be a part of this.

There is also a lot of work still to be done. It is said the only thing constant in this world is change. That is true of the art world, and in our case the watercolor world, as well. Watermedia is becoming more prevalent, and materials are changing. YouTube and online teaching are commonplace. Some jurors are choosing to travel less. Convention costs, especially tied with a workshop, can be prohibitive for some of our members.

WSO's wonderful board is up to these challenges and consistently looks for ways to address them. We are looking to market WSO to the outside world to increase membership and be more inclusive with artists from all walks and ages. Perhaps we will have a beginner/intermediate exhibition juried by an in-house recognized artist and displayed on our website. Or maybe a WSO booth at regional festivals. Would it be possible to do online workshops after conventions to save our membership the cost of housing for a week or to have online breakout sessions between conventions?

Perhaps you have ideas of your own. All things can be possible with connectivity and willing hearts. Think about joining the fun and camaraderie of serving WSO. Everyone has something valuable to contribute.

I look forward to connecting with you all in Yachats. And, as always, keep painting!

Mary Holt, WSO President

An advertisement for M. Graham & Co. watercolor paints. The background is a watercolor painting of a European street scene with a large domed building. Overlaid on the painting are several text elements: the M. Graham & Co. logo with a signature, the text "HANDCRAFTED IN THE USA", a circular seal that says "MADE WITH NATURAL Honey NORTHWEST", the text "Artwork: Ron Stocke", a box containing "WATERCOLOR PAINTINGS LOOK BETTER with M. GRAHAM COLOR", and the text "Made with Honey for Richer Color and Prevents Hardening". At the bottom is the website "www.mgraham.com".

M. Graham
M. GRAHAM & CO.®

HANDCRAFTED
IN THE USA

MADE WITH
NATURAL
Honey
NORTHWEST

Artwork: Ron Stocke

WATERCOLOR
PAINTINGS LOOK BETTER
with M. GRAHAM COLOR

Made with Honey for Richer
Color and Prevents Hardening

www.mgraham.com



Past President's Message

WSO gives us so much. It provides us with opportunities to learn and connect through WSO conventions, critique groups, and workshops, and gives us ways to stay connected over a distance through the *Watermark* and Facebook. We can share our paintings through exhibitions and the Members' Gallery, enjoy DVDs from the WSO library, and apply for critique group workshop grants. WSO has given us all of this and more.

But all these wonderful opportunities don't happen magically. We are an organization run entirely by volunteers and all the things that make WSO what it is today are the direct result of WSO members contributing their time and talent. Please help us continue our traditions and grow in new ways by offering to volunteer. Volunteering gives you a way to use your gifts and feel a sense of accomplishment and belonging. Working together is a chance to forge friendships and memories that will last a lifetime and "give back" to the organization.

Soon you will be receiving an email with a link to a survey. The survey will ask for ways that you would like to see WSO grow and serve you better. It will also ask for any areas of interest where you could share your gifts and serve. I want to thank each and every one of you in advance for taking the time to fill out this survey when it arrives in your email inbox.

WSO is currently in need of volunteers for a number of roles including website assistants willing to give two hours per week, a membership director, an assistant to the administrative director, an incoming vice president for 2025, convention chairs for fall 2025, an education director, and a treasurer assistant. We are also in need of a 100 Club vice president and a 100 Club fundraising chair.

Please think about volunteering for one of these positions—volunteers are the lifeblood of this organization! If you are interested or would like more information, please contact Rebecca Sentgeorge—her email address can be found in the *Membership Roster & Handbook*.

Rebecca Sentgeorge, Past President



"State Of Wonder"

**EXPERIENCE
ART!**

with René Eisenbart



TEXTURE PLAY in Watermedia
- Oregon Society of Artists

SEP 27, 28, 29 / \$395

www.rene-art.com

2024 WORKSHOPS



**Expressive PORTRAITS
in WATERMEDIA**

- Rene's Studio

MAY 7, 8, 9

\$325

MARBLING

- Rene's Studio

JUN 18, 19, 20

\$395

Marbling APPLIED

- Rene's Studio

JUN 25, 26

\$210



Editor's Page

It's a new year, with the promise of delightful conventions, painting opportunities, new directions and progress. In the November 2023 issue, we learned about the new directions planned by Leslie Dugas and Ilana Hoffman. In this issue, we'll share an update about Leslie and welcome three more new members of the *Watermark* Editing Team.

We also have an exciting announcement! We are looking for several volunteers to join our team as photographers for events at the Spring and Fall Conventions each year. Elizabeth Zimmerman, who publishes the *Watermark*, has reassured us that you will be able to take high-quality photos with an up-to-date Smart phone if you do not have a special camera. We will provide guidelines for the types of photos that we need. By having a team of members taking photos, one person will not have to be responsible for all the photos, allowing members who volunteer the opportunity to comfortably attend convention events. Tim Gault, one of our new proofreaders, has already volunteered to become a *Watermark* photographer! If you are interested, please contact Karen Kreamer or Elizabeth Zimmerman. You will find their contact information in the *Membership Roster & Handbook*.

Leslie Dugas

After 35 years in beautiful Oregon, my husband and I hope to be on the road this spring, moving back to our home state of Wisconsin. There is great excitement as we anticipate being closer to our daughter and extended family, but also sadness in leaving the state we have grown to love and the people who have become friends. Many of those friends are in WSO. I have enjoyed the critique groups, conventions, and shows. I have benefited from classes and workshops taught by WSO members. I have enjoyed working with the *Watermark* team for the past four years. They are a wonderful group striving to make the publication informative and interesting. Thank you for the opportunity to be part of this great organization. I have already checked out the Wisconsin and Minnesota Watercolor Societies, but I will never forget my exceptional experience with the Watercolor Society of Oregon.


Leslie Dugas

Chris Kondrat

I am a mixed media artist and have been actively taking art classes and workshops since 2005. I started painting watercolor and first exhibited my art in 2010. Since then I have explored acrylic, collage and mixed media. I exhibit monthly at Village Gallery of Arts in Cedar Mill, where I am currently a member.

I joined WSO around 2012 as a subscribing member and immediately volunteered for my first convention as Vendor Chair. I became an Active Member in 2020. Last year, I decided to volunteer to work on the 2024 Spring Convention as well as become one of the assistant editors for the *Watermark*. Over the years in professional and retired life, I have edited documents. I want to help the *Watermark* team continue to bring this high-quality, interesting publication to the members. I think I will enjoy working with the team and getting a preview of some of the articles.

Chris Kondrat, Assistant Editor, Watermark Editing Team



Connie Faulkner

I am new to Oregon and WSO and am enjoying getting to know both. I recently retired and moved from Boston to Bend. After a decades-long pause for a career as an attorney in the military, government, and corporate America, I have revived my interest in the creative arts. Having been editor of two publications along my career path, I'm happy to lend that experience to the *Watermark*. I look forward to meeting all the talented artists in WSO.

Connie Faulkner, Assistant Editor, Watermark Editing Team



(continued on page 6)

Editor's Page ... continued

Tim Gault

I grew up in Ohio and by age 17 I was attending two high school art classes daily, plus an oil painting class at Heidelberg University. I was blessed to have an excellent art teacher who introduced me to one of her professors at the university. They both encouraged me towards a creative career, but I couldn't convince my parents that having a fine art degree would pay the bills. Instead, I earned a graphic design degree from the University of Cincinnati and "commercial art" became my career for the next 40 years.

My first job was in Palo Alto, CA where I worked as a graphic designer and illustrator. I found the projects mostly fun and exciting, but quickly realized that designing company logos and illustrating for computer magazines wasn't as satisfying as pursuing my own artistic passions. After the devastating Loma Prieta Earthquake shook the Bay Area in 1989, I moved my family to Oregon to be somewhere safer. Once here, I became inspired by the colors, skies, terrains and moods of the Pacific Northwest and took up watercolor as my favorite way of trying to capture the spirit and beauty of our region.

I'm excited to help out with proofreading for the *Watermark*, as it's something I've done professionally over the years, but this time the articles are about subjects that interest me on a personal level.
Tim Gault, Proofreader and Photographer, Watermark Editing Team



Working with Leslie has been one of the great joys of my life. She is a talented artist, a skilled editor, a supportive co-worker, and has become one of my most treasured friends. Thank you, Leslie, for everything. We will all miss you and wish you a bright future and more award-winning paintings!

Karen Kreamer, Watermark Editor

Winnie Givot **3-Day Summer Watercolor Workshops - 2024**



Portraits
**June 10-12 &
July 22-24**

A Little Magic
June 24-26

Textures
August 5-7



See more at www.winniegivot.com



Open Studio - Paint with friends; most Fridays in the summer.

Friday Classes - Watercolor, drawing and inspiration during the school year.

**Learn. Create. Share!**

JOIN US FOR:
FREE Art Chat 3-5pm
February 11, March 10, April 14
Dollars for Scholars Kickoff
February 6
FREE Community Art Program
April 16, 6:30pm
Art Classes for Adults & Children



For more information, visit
villagegalleryarts.org
1060 NW Saltzman Rd.
Portland, OR 97229



WSO News Roundup

WSO Website

Recruiting Website Assistants

Interested in learning website design? Or do you already have some web skills you may be willing to use to help WSO? The website team continues to look for volunteer Website Assistants to help create and maintain website pages. If you have good basic PC or Mac skills, we can teach you basic website design. There's no commitment required, but we'd like members receiving the training to consider becoming Website Assistants. Interested? Contact Dan Perich; his contact information can be found in the *Membership Roster & Handbook*.

Dan Perich, WSO Webmaster

Our WSO DVD Library

It's time to return those WSO DVDs borrowed at the Salem fall convention. If you borrowed DVDs but forgot to leave a checkout card, I would greatly appreciate the return of those videos. In order for everyone to have access to our DVD library, it is important that users return their checkouts within a reasonable length of time. However, if you want to keep a DVD a little longer than our recommended four-week period, please let me know. If no one is waiting to borrow it, we can extend your borrowing time.

Suggestions, please? What DVDs would you like to see added to our library? There are so many amazing artist demos and tutorials available on DVD or streaming online. Who are you following?

Ready to donate a DVD you think another member might enjoy? Let me know the name of the DVD you would like to donate so that we can review the donation to see if it is a good fit.

I'm looking forward to an amazing 2024 full of artistic inspiration and the learning of new skills. Thank you for your help in building our library.

Rayanne Edwards, DVD Librarian
wsorayanne@gmail.com

Stay Home Paint Online with Bob



EASY.

- Zoom Painting Lessons
- Art Marketing Workshops
- Special One-on-One Critiques
- Weekly BobBlast Subscription



And Now!
The New Burridge
eWorkbook

Go to RobertBurridge.com



Members' Gallery



Twice a year, in November and May, the *Watermark* staff invites WSO members to share their images of paintings in a fun and informal way in the Members' Gallery. The photos will be published as a *Watermark* accompaniment and on the WSO website under the *Membership* tab.

Our next theme is **April Showers Bring! (May Flowers, Gardens, Rainbows, Sunshine, Everything Spring.)** All interpretations of the theme (also abstract) are welcome. Published images will accompany the May 2024 *Watermark*.

If you are interested in participating, please:

- Submit an image of one watercolor or acrylic painting to the theme **April Showers Bring!** (Note: the images submitted by members are not juried.)
- Crop the photo to show only the painting; no mat, frame, or glass should be visible.
- Name the jpeg file using your full name (last, first) followed by the title of the painting—for example, JonesTom-BeautifulFlowers.
- Format the image, if possible, to 1200 pixels on the longest side.
- Give WSO consent to display your image on the WSO website in your email.
- Email your painting photos by **April 20, 2024**, to Karen Kreamer at wsomembersgallery24@gmail.com with the subject line "Members' Gallery."

Here is "Tulip Joy" by Leslie Dugas to inspire us:



For those who have yet to photograph work for an online entry, you can get some helpful tips by referring to the article (link below), *Photographing Art for Non-Photographers*, by Tom Ferguson, <https://sheboyganvisualartists.org/photographing-art-for-non-photographers>.

For additional assistance, contact me at wsomembersgallery24@gmail.com.

We hope you have fun with the theme and look forward to seeing your paintings!

Important WSO Dates February 2024 - February 2025

| | | |
|---|---|---|
| <p>February 2024</p> <p>February 1, 8:00 pm – The 2024 Spring Experimental Exhibition closes for entries.</p> <p><i>Watermark</i> published; look for detailed information about the 2024 Spring Convention in this issue.</p> <p>February 24, 8:00 am – Online registration for convention opens.</p> | <p>March/April 2024</p> <p>March 16, 8:00 pm – Online registration for convention closes.</p> <p>April 5–7 – The 2024 Spring Convention, Keiko Tanabe, Juror, Yachats.</p> <p>April 8–12 – Keiko Tanabe Workshop.</p> | <p>May 2024</p> <p>May 1 – <i>Watermark</i> published; look for the 2024 Fall Watercolor Exhibition Prospectus in this issue, or online.</p> <p>Iain Stewart Workshop registration opens for Active and Lifetime Members. The workshop is October 7–11, 2024.</p> |
| <p>June 2024</p> <p>June 1 – The 2024 Fall Watercolor Exhibition opens for entries.</p> <p>June 16 – Iain Stewart Workshop registration opens for Subscriber Members.</p> | <p>July 2024</p> <p>Paint! Finish your painting(s) and submit images by August 1, 2024!</p> | <p>August 2024</p> <p>August 1, 8:00 pm – The 2024 Fall Watercolor Exhibition closes for entries.</p> <p><i>Watermark</i> published; look for detailed information about the 2024 Fall Convention in this issue.</p> <p>August 17, 8:00 am – Online registration for convention opens.</p> |
| <p>September 2024</p> <p>September 7, 8:00 pm – Online registration for convention closes.</p> | <p>October 2024</p> <p>October 1–December 31 – 2025 WSO membership dues collected.</p> <p>October 4–6 – The 2024 Fall Convention, Iain Stewart, Juror, Salem.</p> <p>October 7–11 – Workshop, Salem.</p> | <p>November 2024</p> <p>November 1 – <i>Watermark</i> published, look for the 2025 Spring Experimental Exhibition Prospectus in this issue, or online.</p> <p>Jean Pederson Workshop registration opens for Active and Lifetime Members. The workshop is April 7–11, 2025.</p> |
| <p>December 2024</p> <p>December 1 – The 2025 Spring Experimental Exhibition opens for entries.</p> <p>December 16 – Jean Pederson Workshop registration opens for Subscriber Members.</p> <p>December 31 – Pay 2025 WSO membership dues by this date.</p> | <p>January 2025</p> <p>Paint! Finish your painting(s) and submit images by February 1, 2025!</p> | <p>February 2025</p> <p>February 1, 8:00 pm – The 2025 Spring Experimental Exhibition closes for entries.</p> <p><i>Watermark</i> published; look for detailed information about the 2025 Spring Convention in this issue.</p> <p>February 15, 8:00 am – Online registration for convention opens.</p> |

In Memoriam Dolores Elaine Ribal

October 18, 1926–September 22, 2022



Dolores was born in Webster City, Iowa, the daughter of John and Anna Behm and sister to four siblings. She spent most of her young adult years traveling to many different countries, including Israel, Japan, and New Zealand. She married the love of her life, Bill Ribal, on June 22, 1947, and had two children, Cindy and Peter. Dolores and Bill were married for 44 years before Bill died in 1991. She lived in Central Point, Oregon.

Dolores enjoyed many hobbies but had a special passion for painting. She was involved in a number of art sales all over the Rogue Valley, selling her popular watercolor and oil paintings. She was best known for her paintings of landscapes. Dolores was a member of WSO for many years and created some award winners. She especially enjoyed conventions, where she enthusiastically participated in breakout sessions.

Charlotte Peterson shares some of her memories: Dolores was in my critique group for years and I always really listened when she spoke. She had an excellent eye and was a fun person to be around.

Karen Kreamer, Watermark Editor



Humbug Creek Road by Dolores Ribal



The Studio by Dolores Ribal



Introducing the WSO Marketing Program

The WSO Board of Directors has implemented a new Marketing program and we are in the process of gearing up to engage the community. The Marketing Team plans to increase awareness of WSO, with the goals of keeping current members and adding new ones. We are just beginning to design a new brochure to target new members. Our plan is to distribute the brochures out into the community with help from you, our current members and critique groups. The marketing team will contact local galleries and art stores to build a relationship and ask each establishment to stock our brochures for distribution to their customers. We intend to begin locally, then expand state-wide.

Although it may seem like we are starting slowly with one idea, we have a number of other manageable ideas for future implementation. I'd like to ask all members to feel free to contact me directly with their thoughts and ideas; building this team together will only make it more successful. I have already received a number of wonderful suggestions from members and the board of directors but would also like to hear from you.

INTERESTED IN BEING A TEAM MEMBER?

Currently, I have one team member to help get this program off the ground and would like two more people to join us. If you are interested in being involved with your marketing team, I want to hear from you! You can find my contact information in the *Membership Roster & Handbook*.

Beth Schilling, WSO Marketing Director

Marcia Morrow, WSO Marketing Team Member

ERIC WIEGARDT

VISUAL PLEASURE FOR GENERATIONS

AWS-DF, NWS

2024 WORKSHOPS

PAINTERLY WATERCOLORS
MARCH 12-15, LONG BEACH, WA

PLEIN AIR WATERCOLORS
MAY 16-22, GHOST RANCH, NM
JULY 9-12, LONG BEACH, WA
AUG 31-SEP 14, HONFLEUR, FRANCE

ONLINE
WEEKLY: COMPOSITION
MONTHLY: PAINT-ALONGS

www.ericwiegardt.com
360.665.5976
wiegardtwatercolors@gmail.com



Menucha: Excellent Instructors Ahead

Watercolor Society of Oregon members can anticipate several exciting workshops at Menucha in the months to come.

This May 6–9, spend four days painting with renowned instructor and perennial WSO award-winner Chris Stubbs, NWS, WFWS. In “What’s in a Face?” you’ll learn how to paint facial features, especially eyes that come alive. Chris will also demonstrate how to convincingly paint the ever-challenging features of hair and fur. From tricks on painting skin tones and animal textures to tips in using gouache within a painting, use the techniques presented in this workshop to improve your portrait and animal paintings for family, commissions, or show entries.

To register or to learn more about Chris’s workshop, please visit:

<https://menucha.org/programs/swcw>

To see more of Chris Stubbs’ astonishing paintings, please visit:

<https://www.chrisstubbsart.com>

Then, October 28–31, recharge amidst the stunning views and grounds of Menucha while learning landscape painting from sought-after watercolor instructor Yong Hong Zhong.


Don’t put your calendar away quite yet...reserve a few days in May of 2025 to “(Re)Discovering Your Creativity with Your Sketchbook” as a practice to strengthen your art skills with WSO’s dynamic Elizabeth Zimmerman.

WSO’s long-time partnership with Menucha Retreat and Conference Center in Corbett, overlooking the Columbia River Gorge, allows our members the opportunity to learn from a diverse group of artists, both seasoned and emerging. The flip side of that coin holds another bonus: WSO members who are far enough along in their art careers to teach have a golden opportunity to instruct within a setting that has garnered excellent reviews over many years from students and instructors alike. From both perspectives, the consensus of our members is that Menucha workshops are rewarding experiences that are conducive to artistic growth. In addition, rarely is Menucha brought up without mentioning the deliciously healthful meals and fun, relaxing environment.

This Menucha partnership also supports WSO in a couple of ways. Each spring and fall, \$25 of every participant’s tuition is contributed to our organization. In addition, Menucha’s promotion of these workshops provides another avenue for Oregon artists to learn about WSO. We also appreciate that Menucha maintains a focus on affordability so that as many artists as possible may experience these workshop retreats.

Please join me in thanking my co-liaison, René Eisenbart, who not only lined up the next three instructors, but also taught a well-received WSO workshop at Menucha last fall. In “Special Effects,” René showed how to use acrylic mediums as a substrate to encourage loose, vibrant watercolor paintings. Participant Marsha Matschek raved, “It gave me the courage to reframe how I thought about watercolor and what makes a successful painting. I wasn’t sure how many of the techniques we used would work. As it turned out, even my ‘mistakes’ could enhance the painting. Super fun, well taught and encouraging class. Very inspirational!”

Contact us anytime with ideas for future Menucha/WSO workshops. Hope to see you in Corbett!





Membership Director Report

Membership News

Welcome to all of you who have renewed and those who are lifetime members. WSO always benefits from new members and new perspectives. If you know someone who would enjoy learning more about WSO, this would be a good time to tell them the value of WSO. We welcome new members year-round. Now especially would be an excellent time to join WSO before the 2024 Spring Convention. Prospective members can read all about the upcoming conventions and WSO on the web version of the *Watermark*, which is easy to find with a web search for the Watercolor Society of Oregon. Current members can learn of upcoming conventions in the member edition of the *Watermark*.

New Members

You are invited to join us at the 2024 Spring Convention in Yachats. It is a great time to meet others who share your passion for art!

The following have recently joined WSO:

| First Name | Last Name |
|------------|-----------|
| Leanne | Bennett |
| Cecilia | Bryant |
| Jennifer | Eufusia |
| Terese | Gage |
| Riley | McCann |
| Sheila | Ryan |

Welcome New Members! We look forward to getting to know you.

Jan Premo, Membership Director



Planned Giving: A Rundown of Your Options

The bylaws of the WSO 100 Club define our purpose as *"the advancement of watercolor art and artists in Oregon through public education and activities."* When you combine that with our Charter statement, which defines the 100 Club as the *"foundational fundraising arm for WSO,"* and our Value Statement, which states that we are *"Financing Artists' Success and Growth,"* it is clear the 100 Club is focused on two basic activities: 1) fundraising and 2) payout of cash awards and educational grants. While the second item is pretty clearly defined, the first item—fundraising—is open to a variety of ideas, methods and options. One of those options is Planned or Legacy Giving.

Planned or Legacy Giving

Planned Giving is when you leave a legacy gift as part of your trust or will. This type of charitable bequest is a common, simple way to include the 100 Club in your estate planning and protect the future of the awards and education programs as well as the 100 Club organization overall. A bequest to the 100 Club is usually free from federal and state taxes and can be made outright, in memoriam, or contingent upon an event. You have the option to provide either immediate benefits to existing programs or to establish a gift that will allow your memory to live on in a way that is meaningful to you.

Depending on the type of gift you make, you or your estate can enjoy certain tax advantages. Here are just a couple of examples:

- To lower your tax burden during your lifetime, you can create a life insurance policy with the 100 Club as the beneficiary and claim the annual cost as a charitable donation.
- The amount of the bequest as stated in your trust or will is deducted from your estate total and can offer a substantial savings by decreasing the value of the estate subject to taxation.

The key to estate planning is deciding how you would like to distribute your assets, including any savings, investments, real estate, or personal property.

The 100 Club has several types of Planned Giving (continued on page 15)



10% off

Discount Code: **WSO**

In-Store and Online

421 NE 3rd St., McMinnville, OR 97128

503-472-1684

www.merriartist.com

Planned Giving: A Rundown of Your Options ... continued

donations that you can make and is currently set up to receive any of the following:

- a. Unrestricted Donation: An unrestricted donation to the Awards Program and/or the Education Program in any amount.
- b. Restricted Endowment: Restricted endowments have their principal held in perpetuity, while funds, according to a specified formula, are drawn from the invested assets to be expended per the donor's specification.
NOTE: There are some restrictions to this type of endowment. If you are considering a "restricted endowment," contact the 100 Club first to discuss how we can make sure that the proper language is included so that your generosity meets its intended goals.
- c. Planned or Legacy Giving: This means you can leave a legacy gift (either restricted or unrestricted) as part of your trust or will.

Planned Giving is the perfect opportunity to reflect on what has been important in your life and what you would like to see supported for future generations. If you have any questions, please contact me. You will find my contact information in the *Membership Roster & Handbook*.

"Paintings are like nature's symphony created from splashes of watercolor pigments." — Unknown

Kathleen Riopelle, WSO 100 Club President

Kudos



National/International Shows

Liz Walker achieved the Gold Medal Fellowship, the highest level of signature status in Northwest Watercolor Society. Liz also received the Blick Merchandise Award for *Backbeat #1* at the NWSWS 83rd International Open Exhibition that was held October 14–November 12, 2023.

The juror was Stan Kurth. For more information, visit <http://www.nwws.org/>.

Congratulations to our WSO members accepted for the 2024 Western Federation of Watercolor Societies 49th Annual Exhibition: Sarah Bouwsma, Susan Escobar, Airi Foote, Lynda Hoffman-Snodgrass, Debbie Loyd, Jeannine Miller, Tess Meyers, JoAnn Pari-Mueller, Mila Raphael, Chris Stubbs, Liz Walker, Alisha Whitman, and Sandy Wood. The exhibition will be in Phoenix, AZ, March 5–April 29, 2024, at the Found:RE Phoenix Hotel. The juror is Stan Miller.

Liz Walker and Susan Greenbaum were among the 122 artists whose paintings were accepted into the 14th Biennial National Art Exhibition by juror Jean Pederson. The exhibit runs from February 16–April 12, 2024, at the Visual Arts Center in Punta Gorda, FL. For more information visit: <http://visualartcenter.org/>.

Local/Regional Shows

Oregon Society of Artists held its 12" x 12" Art Show and Sale in Portland in December 2023. Juror Greg Lewis awarded Honorable Mentions to Jean Blatner, Carol Putnam, Debra Renard and Sandra Takabayashi. For more information see www.osagallery.org/12x12artshow.



Backbeat 1 by Liz Walker



Blue Bayou by Susan Greenbaum




Less Than Approachable by Liz Walker



Illuminated by Tess Meyers


(continued on page 17)



Lan Su Lotus by Carol Putnam



Daffodils by Jean Blatner



Lagoon by Debra Renard



Don't Forget the Anchovies by Sandra Takabayashi

Kudos ... continued



Shimanek Bridge by John Mohny



Redwing Blackbird by the Woods by Becki Hesedahl




Snow Creek by Sandra Pearce

Artists in Action's annual *Something Red* show was held in December 2023 at the Elsinore Framing & Fine Art Gallery in Salem, OR. The show included a variety of subject matter in both two and three-dimensional works, featuring the color red as a focal point or primary color. The judge was artist John Van Dreal of Salem. WSO members John Mohny, Jean Lea, Michelle Myers, Ann Moore, and Becki Hesedahl had artwork included in this show. For her painting titled *Redwing Blackbird by the Woods*, Becki earned the Therese Misner Sponsor Award.

At the Keizer Art Association's December 2023 show titled *Artists' Showcase*, Michelle Myers won third place for her watercolor *Just Another Day on the Bay*. Ann Moore's gouache and ink resist painting, *Oregon Grape*, won first place.

The Keizer Art Association January 2024 show was titled *Fins, Feathers and Fur*. Kathy Haney judged this show, which included a variety of mediums featuring animals. Jean Lea's watercolors of birds and cats, and Ann Moore's acrylic and watercolor paintings were on display. Haney presented the awards during a public reception at the Enid Joy Mount Gallery in the historic Keizer Cultural Center in Keizer, OR.



Oregon Grape by Ann Moore



Tabby Cat by Jean Lea

Publications

Sandra Pearce's painting *Snow Creek* is included in the 52nd issue of *The Art of Watercolour*, dated December 2023–February 2024. *The Art of Watercolour* is an international French magazine, also published in English. Sandra reported that the magazine has a themed competition for each issue. Readers vote for the winners. For this issue, the theme was winter.

Share news about your art shows, awards and publications. Calls for Entries are welcome too. Send your Kudos to Sarah Bouwsma. Her contact information can be found in the *Membership Roster & Handbook*.

Sarah Bouwsma

"If I don't have red, I use blue."

— Picasso

Convention Central

2024 Spring Convention

Yahoo for Yachats! April 5-7



The small, coastal town of Yachats, Oregon will be the location for our Spring Experimental Exhibition and Convention. The Yachats Commons building (aka "Yachats City

Commons" or just "The Commons") will house all our activities under one roof—even the exhibition!

Events are going to operate a little differently in Yachats, starting with the 2024 Spring Experimental Exhibition and Artists' Reception which will take place in the main room of



Painting by Keiko Tanabe

Yachats Commons on Friday night. This free event for members, families and friends, and the local community will run from 4:00–6:00 pm and include light refreshments. There will be a cash bar for all beverages, provided by Beach Daisy Wine Bar.

Saturday breakout sessions will convene in various classrooms as well as the outdoor pavilion. Our dinner and awards ceremony will occur in the **same room** as the exhibition, and the juror will present the awards in real time! We're all going to find out the winners at the same moment. How exciting is that? We've scaled the dinner down to a simple buffet and will end the evening by 8:00 pm. The business meeting and juror demo will take place at their usual times in Yachats Commons.

We need volunteers to assist as hosts in the kitchen and to service our food and beverage needs throughout the weekend, as we are not working with a catering service of any kind. Even an hour or two to help make coffee, rearrange tables, or set out appetizers would be a tremendous help. Please contact Mary Jo Vranizan—her email address can be found in the *Membership Roster & Handbook*.

Juror Keiko Tanabe will conduct her workshop Monday through Friday, April 8–12, in Yachats Commons. Known for her plein-air works and luscious landscapes, Keiko is a highly-sought-after workshop instructor, having delivered hundreds of workshops and live demonstrations. See the juror workshop description below for more information.



Yachats



Yachats Commons



Painting by Keiko Tanabe

Mary Jo Vranizan, 2024 Spring Convention Co-chair

Things to Do in Yachats

Nestled between the lush, forested mountains of the Coast Range and the lapping waves of the Pacific Ocean, the charming village of Yachats offers pristine uncrowded beaches, unique shops and galleries, fine dining and overnight accommodations.

- Get out and explore on foot the many trails and city walks around town: The Amanda Statue and Bridge, Hobbit Trail, the Gerdemann Botanical Preserve or just a glorious stroll on the beach.
- Tour art galleries along a garden trail at the north end of town, starting at Touchstone Gallery.
- Explore unique places to eat, drink and relax, like the whimsical Drift Inn Café, or wine tasting at Beach Daisy.
- Start out at the Visitor's Center and find directions to Yachats State Park, Whale Park, Tide Pool Viewing, or Cape Perpetua, the Oregon Coast's highest elevation. Visit the website at:
- <https://visittheoregoncoast.com/cities/yachats/>.



Yachats State Park

Mary Jo Vranizan, 2024 Spring Convention Co-chair

2024 Spring Watercolor Exhibition Calendar

| | |
|-------------------------------|---|
| December 1 (Friday) | Online painting submissions open |
| February 1 (Thursday) | Online submissions close |
| April 3 (Wednesday) | Shipped paintings must arrive no later than April 3 Ship to: Terrie Wiebe (Please refer to acceptance letter instructions) (Please allow plenty of time for delivery) |
| April 4 (Thursday) | 10:00 am–2:00 pm: Hand deliver paintings to: Yachats Commons 441 Highway 101 North Yachats, OR 97498 Hanging of paintings: 2:00 pm until completed |
| April 5 (Friday) | 9:00–11:00 am: Judging of paintings at Yachats Commons |
| April 5–7 (Friday–Sunday) | 2024 Spring Convention Weekend |
| April 5 (Friday) | 4:00–6:00 pm: Exhibition and Artists' Reception |
| April 5–11 | Exhibition Hangs at Yachats Commons |
| April 12–13 (Friday–Saturday) | Painting Pickup: Yachats Commons |

2024 Spring Convention

Online Registration for Events and Workshop

Electronic registration will again be used for the 2024 Spring Convention. Constant Contact has recently updated the event module which we use for both workshop and convention registration. Because of this, you will notice several changes in the look of the registration invitation sent to you as well as the registration software. Each event will be individually priced, and you may select as many or as few as you wish. After verifying your selections, payment by credit card may be made through PayPal (no PayPal account is necessary), or you may opt to pay by check using the information provided on your confirmation sheet which will be emailed to you immediately after you register.

Here are the dates to remember:

February 24, 8:00 am: Online registration for 2024 Spring Convention events opens.

March 16, 8:00 pm: Online registration for 2024 Spring Convention events closes.

You will be sent an email with a link to register for the 2024 Spring Convention events approximately one week prior to the opening of registration. A second reminder email will be sent immediately before registration begins, on the morning of February 24.

Alternatively, you may go to the WSO website:

<https://watercolorsocietyoforegon.com/exhibitions-and-convention/convention-registration/> after convention registration opens to the public.

If you have questions or need assistance, please contact one of the team members at conventionregistrationwso@watercolorsocietyoforegon.com.

Convention Refunds

Per WSO policy, refunds are made only if a reservation is canceled within five (5) days after the close of online registration, or in the event of serious illness, accident, or death in the family. All refunds, less a \$5.00 processing fee, will be mailed or refunded via PayPal after the convention, according to the original method of payment. The refund deadline for the 2024 Spring Convention is Thursday, March 21.

Barb Sulek, Convention Registration

Mary Jo Vranizan, 2024 Spring Convention Co-chair

2024 Spring Convention

Schedule of Convention Events

Friday, April 5

WSO Board Meeting

12:00–3:00 pm
Yachats Commons
Room 8

New Member Orientation – Free

3:00–4:00 pm
Yachats Commons
Room 8

Hospitality Table

2:00–7:00 pm
Yachats Commons

The Hospitality team welcomes and orients members and guests to the full array of upcoming events and walk-in sales for available classes or meals. Pick up your name tag and dinner ticket. Remember to print your itinerary from home as our registration is now paperless.

Spring Exhibition and Artists' Reception – Free

4:00–6:00 pm
Yachats Commons
Multipurpose Room

We kick off the weekend in celebration of the 2024 Spring Experimental Exhibition with a great party that you won't want to miss. Enjoy light refreshments and tour the accepted paintings on display. Purchase a beverage from Beach Daisy Wine (alcoholic and non-alcoholic options), visit with dear friends, get to know Juror Keiko Tanabe and submit your vote for the People's Choice Award, to be revealed on Saturday night. In addition, The WSO 100 Club will be showcasing auction items and taking bids on artwork and other notable treasures.

Saturday, April 6

Hospitality Table

8:30 am–4:30 pm
Yachats Commons

The Hospitality team will be available on Saturday in the lobby to answer questions, sell tickets to walk-in sessions that are still available, distribute name tags and dinner tickets, and provide general orientation.

Breakout Sessions – \$15 each

9:00 am–4:00 pm
Yachats Commons
Rooms 8, 3, Multipurpose Room, Pavilion

Eleven breakout sessions, priced at the still-low rate of \$15 each, are spread out between 9:00 am–4:00 pm with a substantial break from 12:30–2:00 pm for lunch. Sessions will feature traditional watercolor techniques as well as acrylic, gold leaf sparkle, design basics, and still life drawing and painting. Some hands-on classes are extended to two hours.

(continued on page 22)

2024 Spring Convention *Schedule of Convention Events ... continued*

Social Hour – Free

5:00–6:00 pm

Yachats Commons

Multipurpose Room

While Beach Daisy Wine will offer a cash bar for all beverages, members may mingle, sit, relax or continue to view the Spring Experimental Exhibition one more time before the Awards Dinner begins.

WSO Awards Dinner

6:00–8:00 pm

Yachats Commons

Multipurpose Room

Enjoy a simple buffet dinner and get ready for the awards to be announced. Presentations will begin around 6:30 and include a slide show and comments by Keiko Tanabe about each winner.

Buffet Dinner Menu – \$30.00 per person

Dinner includes Chicken Enchiladas, Vegetarian Enchiladas, Mexican Rice, Beans, Pico de Gallo Salsa, Chips, Green Salad with a choice of Dressings, and Dessert.

Sunday, April 7

WSO Business Meeting

9:00–11:00 am

Yachats Commons

Multipurpose Room

Be sure to attend this informative meeting conducted by WSO President Mary Holt to learn the latest happenings in WSO. Complimentary coffee, decaf and tea will be served.

Keiko Tanabe Lecture and Demo–\$15

11:15 am–1:15 pm

Yachats Commons

Multipurpose Room

Come and see why Keiko is one of the most sought-after workshop instructors in the world. Her mastery of watercolor skills will leave you inspired and reinvigorated in your own sense of creativity.

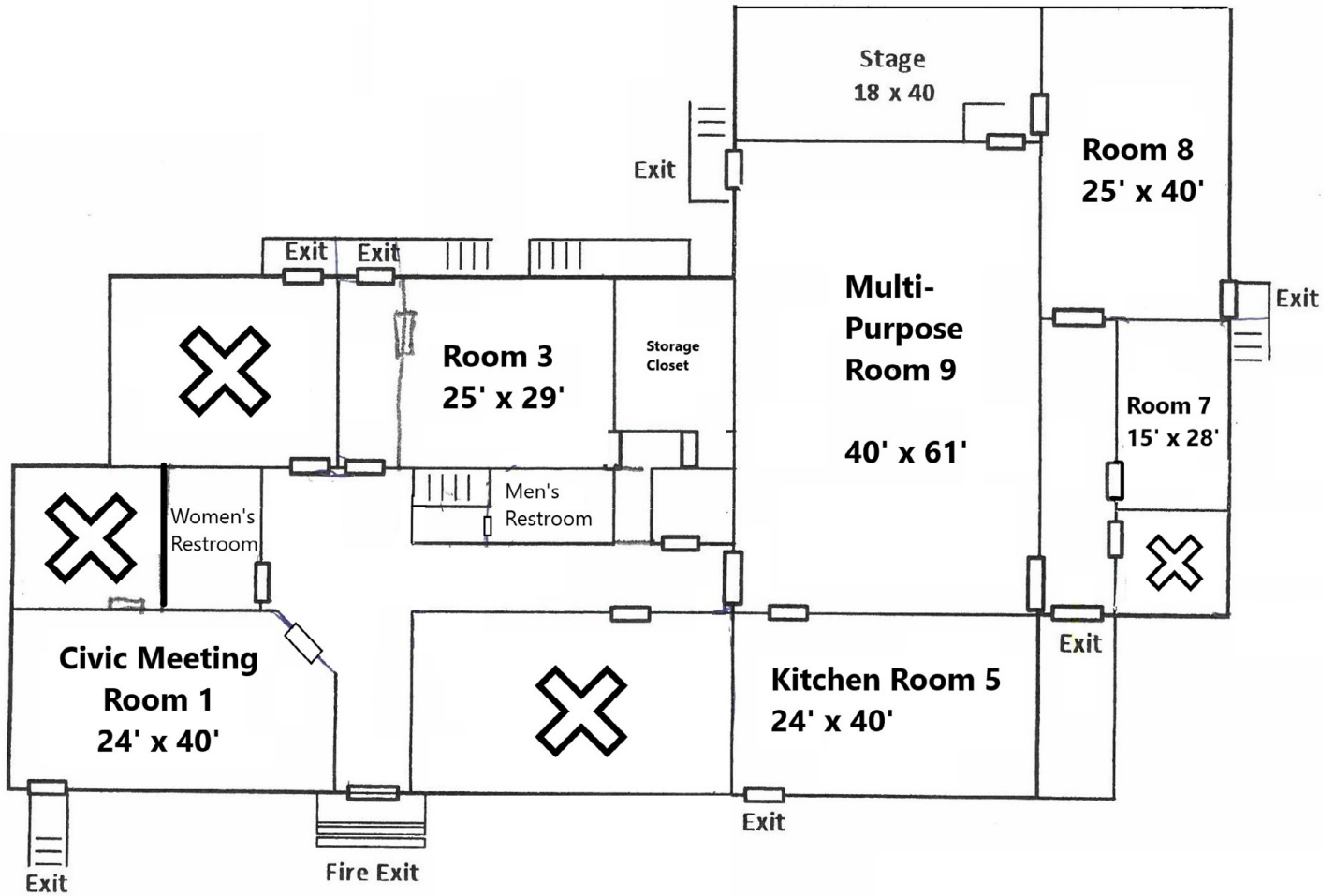
Breakout Sessions at a Glance

| | | | | |
|------------------------|---|---|---|---|
| 9:00–10:30 am | Abstract or Simplify with ProCreate with Ruth Armitage Multipurpose Room | Painting Faces, Hair and Fur with Chris Stubbs Room 8 | Pen, Paper and Patterns with Margaret Godfrey Room 3 | |
| 11:00 am–12:30 pm | Juror's Critique #1 with Keiko Tanabe Multipurpose Room | Artist Booth 101 with Elizabeth Zimmerman Room 3 | Watermedia on a DIY Canvas with Rebecca Sentgeorge Pavilion | 11:00 am–1:00* pm Discovering Your Artistic Voice with Beth Verheyden Room 8 *Two-hour session |
| Lunch 12:00–2:00 pm | Lunch Break – Check out local restaurants in Yachats. Here is a list of restaurants. | | | |
| 2:00–3:30 pm | Juror's Critique #2 with Keiko Tanabe Multipurpose Room | Gold Leaf Sparkle with Patty Schmidt Room 8 | Paint Like a Parisian with Tara Choate Room 3 | Creating Brilliant Watercolors with a Nautical/Coastal Theme with Michelle Myers Pavilion |

Select any of the above squares for a class and be redirected to the page for that class description.

2024 Spring Convention

Map



Yachats Commons Facility

Breakout Sessions

2024 Spring Convention

Abstract or Simplify with ProCreate, \$15

9:00–10:30 am, Multipurpose Room


Presenter: Ruth Armitage

Demo – No Limit Participants

How can you create a simpler or abstract painting from a photo? Join Ruth Armitage for a fun and stimulating session showing one process for moving your work toward more simplicity or abstraction.

Ruth will cover the key concepts of dominance, unity, contrast, composition and abstraction using her own paintings as illustrations. She'll show some of her process using the ProCreate app on an iPad as an experimental tool. Participants can send photos ahead of time for possible use as examples.

Video recording link will be available.



Painting Faces, Hair, and Fur, \$15

9:00–10:30 am, Room #8

Presenter: Chris Stubbs

Demo and Hands-On – Limit 25 participants

Join Chris Stubbs for another exciting breakout session. Chris will demo and explain techniques for how to paint hair and fur. When it comes to hair, often when we try to paint it, it comes out looking like


spaghetti—or a helmet on the person's head. Chris will show you how to soften it, create highlights, and how to get rid of hard/helmet lines around the face.

Chris Stubbs said "In some ways, capturing the fur is one of the most challenging aspects of painting our wonderful friends. Often it ends up looking "spikey" when we paint it in watercolor. This past fall, I learned the secret of painting soft fur from AWS NWS artist Kathleen Giles which I will pass on to you."

Breakout participants will get to try out the techniques shown; and as participants paint, Chris will walk around the room to provide helpful advice.

****Supply List (see link at end of article)**

Video recording will not be available.



Pen, Paper and Patterns, \$15

9:00–10:30 am, Room #3

Presenter: Margaret Godfrey

Demo and Hands-On – Limit 15 participants

Create abstract art anywhere, anytime with pens, paper and patterns. This creative approach will be great for artists when traveling, staying in hotels and just for fun!

Join Margaret for this breakout session where she provides a demo and attendees get to have a hands-on experience.

****Supply List (see link at end of article)**

Video recording link will be available.



(continued on page 26)

Breakout Sessions ... continued

Juror Critique #1, \$15

11:00 am–12:30 pm, Multi-Purpose Room

Presenter: Keiko Tanabe

Critique – Limit 20 Participants

No Limit Auditors

Our juror and workshop instructor, Keiko Tanabe, will critique twenty images of water media paintings by WSO members. This critique session is an opportunity for input from a nationally known artist to learn how to improve a painting and what makes a painting stand out.

To have your image included in the critique session, sign up as a *Participant*. The participant slots go quickly, so be sure to sign up soon, or sign up as an *Auditor* to listen, watch, and learn!

Video presentation will not be available.


Artist Booth 101, \$15

11:00 am–12:30 pm, Room #3

Presenter: Elizabeth Zimmerman

Lecture – Limit 15 participants

You may want to participate in events with your art but are paralyzed because you have no idea where and how to start. Come to *Artist Booth 101* with Elizabeth Zimmerman to learn all the basics from tabletop displays to investing in walls to hang your art. Elizabeth has been attending shows since 2013 with her art booth. Starting with the most basic set-up, she is now traveling out of state to display and sell her work. She will go over insurance, lighting, how to accept credit card payments, and more. She will show you how she sets up her booth and how she finds shows to apply for and attend. Are you ready to get out in person to display (and sell) your art?



Video recording link will be available.

Watermedia on a DIY Canvas, \$15

11:00 am–12:30 pm, Pavilion


Presenter: Rebecca Sentgeorge

Demo and Hands-On – No Limit Participants

Join Rebecca Sentgeorge in a fun hands-on painting session while trying out two products, Arteza's DIY Foldable Canvas and gel sticks.

In the first part of this hands-on session, Rebecca will explain what a DIY foldable canvas is, show examples, and demonstrate several ways to use Arteza's DIY Foldable Canvas with watermedia, mixed media, and as a mounting substrate. She will introduce how she uses gel sticks and will provide loaner gel sticks for participants to play with. Rebecca will walk you step by step through the process of turning the substrate from a flat surface to a finished 3D canvas.

During the second part of the breakout session, attendees can play with their own small foldable DIY canvas, experimenting with abandon. Workshop participants will be supplied with the foldable canvas, loaner gel sticks, and optional reference photos of birds. You are welcome to bring your own reference material of any subject which can be painted in a one-hour session.



(continued on page 27)

Breakout Sessions ... continued

Come with the desire to try something new and leave with a finished piece. Bring your painting supplies and work in the medium of your choice (watercolors, gouache, pencils, crayons, acrylics, collage materials, etc.) on an Arteza DIY Foldable Canvas.

**Supply List (see link at end of article)

Video recording link will be available.

Discovering Your Artistic Voice, \$15

11:00 am–1:00* pm, Room #8

Presenter: Beth Verheyden

Demo and Hands-On – Limit 25 participants

We artists have something important to say, but how do we communicate effectively so people can feel what we feel? It's not what you paint but how you paint it that will communicate your feelings. Learn to make the right choices for your paintings using composition, color, value, line and edges so that you accurately express your feelings. This session will begin with a short power point presentation and painting demonstration by Beth, and then you will paint a simple monochromatic painting using your own choice of color to express a certain feeling. See the dynamic differences in mood by simply applying intentional color!

***Note: This class lasts for two hours.**

**Supply List (see link at end of article)

Video recording link will be available.



Juror Critique #2, \$15

2:00–3:30 pm, Multi-Purpose Room

Presenter: Keiko Tanabe

Critique – Limit 20 Participants

No Limit Auditors

Our juror and workshop instructor, Keiko Tanabe, will critique twenty images of water media paintings by WSO members. This critique session is an opportunity for input from a nationally known artist to learn how to improve a painting and what makes a painting stand out.

To have your image included in the critique session, sign up as a *Participant*. The participant slots go quickly, so be sure to sign up soon. Or sign up as an *Auditor* to listen, watch, and learn!

Video presentation will not be available.

Gold Leaf Sparkle, \$15

2:00–3:30* pm, Room #8

Presenter: Patty Schmidt

Demo and Hands-On – Limit 25 participants

Around a simple ginkgo leaf shape, learn how to add composition gold leaf for background sparkle, plus great tips. This technique also works with all metal leaf and with expensive but lovely



(continued on page 28)

Breakout Sessions ... continued

24 karat gold leaf (when you've become more practiced).

**Supply List (see link at end of article)

Video recording link will be available.

Paint Like a Parisian: 10 Tips from Paris Museums to Get Yourself Unstuck, Inspired, and Experimenting, \$15

2:00–3:30* pm, Room #3

Presenter: Tara Choate

Lecture and Hands-On – Limit 15 Participants

Accompany artist Tara Choate as she explores the museums of Paris, collecting ideas for her painting practice. From the Cluny to the Pompidou, participants will come away with a variety of ideas to explore in their own practice. This 90-minute session will be fast-paced and hands-on!

**Supply List (see link at end of article)

Video recording link will be available.



Creating Brilliant Watercolors in a Nautical/Coastal Theme, \$15

2:00–3:30* pm, Pavilion

Presenter: Michelle Myers


Demo and Hands-On – Limit 25 participants

Enjoy the coastal surroundings while painting with Michelle Myers in the Pavilion.

In this breakout session, Michelle will guide you through glazing techniques that will enhance your watercolor paintings. Learn to keep your art crystal clear with transparent washes to create depth in your painting. Michelle will go over different equipment and types of paints, while creating some little vignette paintings depicting coast-related scenes.

**Supply List (see link at end of article)

Video recording link will be available.



*Note: Attendees of the afternoon Breakout Sessions will have until 4:00 pm to wind down, clean up, and pack up their supplies.

**Link to the Breakout Sessions Supply Lists

<https://watercolorsofcolorado.com/exhibitions-and-convention/2024-spring-convention/2024-spring-supply-lists/>

Past Breakout Session Recordings

2024 Spring Convention

Did you miss attending the 2023 Fall WSO convention or a breakout session? Members have requested video links because they can't personally attend all the breakout sessions and, in some cases, wish they had purchased the video links of the ones they attended. Some of the Fall 2023 breakout sessions were recorded. During the 2024 Spring Convention registration, you can purchase a limited-duration private link to the recorded breakouts posted online on YouTube. If you are a WSO Subscribing or Lifetime Member no longer living in Oregon, signing up for the video is a way to virtually have a bit of the convention experience. Links to the videos purchased will be sent out the week following the convention. Videos will be accessible to view for one month.

Past breakout session recordings offered during 2024 Spring WSO registration include:

Steve Ludeman – The Art of Storytelling – The Eastern Legacy of the Lewis and Clark Expedition, \$15

Steve will introduce participants to storytelling using art. He will describe how he uses "*The Art of Storytelling*" to work on his four-year art and history project with the national Lewis and Clark Trail Heritage Foundation. Through his art, he tells the compelling and important story of the Eastern Legacy of the Corps of Discovery in 1803. The session will include art instruction, travelogue, and history.

Harold Walkup – Understanding Wet-in-Wet Watercolor Techniques, \$15

Harold demonstrates the wet-in-wet technique for a snow painting, showing the key steps to completion.

Winnie Givot – Just Three Pigments, \$15

With just three pigments, you can create more colors than you can imagine. Winnie paints all her portraits with the same three staining transparent pigments. This hands-on session will teach you how to create some of the beautiful colors possible with this triad. The advantages of only using three pigments are that they make a harmonious painting, and you can easily replicate the colors. Plus, as you use them, you get to know the properties of the pigments well. Winnie will guide the participants in creating a range of colors from vibrant to neutral and from pale white to deep black. You will learn how to match colors as well as how to mix several gorgeous greens from three pigments, bringing liveliness and suggesting reality in your paintings.

Margaret Godfrey – Masked and Taped Up, \$15

Watch Margaret demonstrate the use of masking film and various types of tape to save shapes and create patterns in her paintings. She will describe how and why she uses each masking item and share a handout naming each material. In her demonstration, she will show how her methods help her generate interest, break up space, and save areas to paint later in her process.

Judy Morris – More Heart in Your Art, \$15

"My art career began in 1967 (56 years ago!!) when I became the art teacher at Medford High School. I LOVED every minute of it then and still do! When I started teaching, there were sooooo many rules. Over the years, artists became 'themselves,' and our art became our own. Judy will help you become your best by sharing the wisdom she's learned over the years. In this session, she will guide you through some of the many rules and help you create your own story." *Judy Morris*

Jean Lea, 2024 Spring Convention Co-chair

2024 Spring Convention

Juror Workshop: Painting Impressions in Watercolor with Keiko Tanabe



Pool Hall by Keiko Tanabe



Keiko Tanabe, Juror



Midnight Cafe by Keiko Tanabe

Keiko Tanabe will be the instructor for our five-day workshop from Monday, April 8, to Friday, April 12, 2024, in the Yachats Commons, 441 Highway 101 N., Yachats. She will encourage students to start seeing things differently and learn how to turn reality into a captivating, impressionistic image. We will learn to capture the essence of the subject that conveys a certain mood and atmosphere. Keiko will show us how to take the initial inspiration through the simplification process, to an expressive painting that is strong in composition and content.

She will introduce the workshop with a focus on the fundamentals, including getting to know our materials and seeing things with an artist's eye. As we progress, Keiko will cover preliminary drawing and composition, a variety of watercolor techniques in paint application and brush handling, what makes a good design, the relationship of dark and light values, planning and intuition, and how to edit complex visual information.

Keiko does a daily demonstration with helpful tips and insights. Reference photos will be provided. There will be plenty of one-on-one guidance, critique, and a question-and-answer session daily.

Visit Keiko on the following sites:

<https://www.ktanabefineart.com>

<https://www.instagram.com/keikotanabewatercolor/>

<https://www.youtube.com/@KeikoTanabeFineArt>

Note: The workshop is full, but you can add your name to the wait list.

WORKSHOP WAITLIST LINK

2024 Spring Convention

Lodging in Yachats

WSO will not be contracting rooms with any specific hotel in Yachats. Please do not ask any hotel reservation desk for a WSO discount. We ask that all attending members secure their own lodging to fit their comfort level and wallet.

We highly encourage you to book early since Yachats is a small town and hotels fill quickly with tourists. We also encourage members to find roommates to keep costs lower. Several hotels and motels accommodate 2–4 people per room and there are numerous VRBO and Airbnb rentals where up to 6 people may stay. Have an RV? Book your campsite early. Listings below.

Matching Rides, Rooms, and Roommates

We now have a new interactive bulletin board where members can register their desire to share a room, house, or a car ride with other attendees: Click on the link and follow the instructions: This link is only available to our members through the emailed version of the *Watermark*.

Hotels and motels:**Adobe Resort**

(541) 547-3141

<https://www.adoberesort.com>

\$170–\$260/night

The Fireside

(800) 336-3573

<https://www.firesidemotel.com>

\$180–\$220/night

Dublin House Motel

(866) 922-4287

<https://dublinhousemotel.com>

\$90–\$120/night

The Drift Inn

(541) 547-4477

<https://driftinnlodging.com>

\$210–\$250/night

Ocean Cove Inn (Cozy Garden)via <https://www.vacasa.com> or<https://www.booking.com>

\$100–\$115/night

The Yatel Motel

(541) 547-3225

yatemotel.com

\$90–\$130/night

Yachats Inn

(541) 547-3456

<https://www.yachatsinn.com>

\$115–\$140/night

airbnb.com

Homes ranging

\$140–\$200/night

2–4 people

vrbo.com

Homes Ranging

\$100–\$200/night

2–4 people

Yachats Area Campgrounds:**Sea Perch RV Resort**<https://www.seaperchrvresort.com>**Tillicum Campground**

Yachats

<https://www.recreation.gov>**Cape Perpetua Campground**

South Yachats

<https://www.recreation.gov>**Beachside State Park**

Waldport

<https://oregonstateparks.reserveamerica.com>

Adobe Resort



Fireside Motel



The Drift Inn



Sea Perch RV Resort

Mary Jo Vranizan, 2024 Spring Convention Co-chair

Places to Eat

There are so many yummy places to eat in Yachats, many within walking distance of the Commons. Check websites for menus and pricing. Here is a partial list:

Beach Street Kitchen

Simple delicious meals made from scratch
Breakfast and Lunch
84 Beach Street
<https://www.beachstreetkitchen.com>
(541) 547-8247

Beach Daisy Wine Bar

Small plates and house made nibbles
2118 Hwy 101 N
Lunch and Dinner
<https://beachdaisy.wine>
(458) 546-9033

The Drift Inn

Family favorites, original Pacific NW
inspired baked goods, desserts
Breakfast, Lunch and Dinner
124 Hwy 101 N
<https://www.the-drift-inn.com>
(541) 547-4477

Luna Sea Fish House

Classic Seafood
Breakfast, Lunch, Dinner, and take-out
153 Hwy 101 NW
<https://www.lunaseafishhouse.com>
(541) 547-4794

Ona Restaurant and Lounge

Comfortable Fine Dining
Lunch and Dinner
131 Hwy 101 N
<https://www.onarestaurant.com>
(541) 547-6627

Yachats Underground Pub and Grub

Sandwiches, burgers, appetizers
Lunch and Dinner
125 Oceanview Drive
<https://yachatsunderground.com>
(541) 547-4600

Leroy's Blue Whale

Family friendly, diner and seafood
Breakfast, Lunch and Dinner
580 Hwy 101 N
<https://www.leroysbluewhale.com>
(541) 547-3399

Sea Note Restaurant and Lounge

Seafood diner
Lunch and Dinner
333 Hwy 101 N
(541) 547-3612

Green Salmon Coffee

Open til 2:30 pm
220 Hwy 101 N
<https://www.thegreensalmon.com>
(541) 547-3077

Big Dog BBQ

BBQ Food truck serving Lunch
Behind Styx, Stones n' Bones
160 W 2nd Street

Brenda's Cocina Alfresco

Mexican Food Truck
Lunch
240 Hwy 101 S

Bread & Roses Bakery

Open til 2:00 pm
238 4th St
<https://www.bnrbakery.com>
(541) 547-4454



Luna Sea Fish House



Bread & Roses Bakery



Adobe Resort



The Drift Inn



2024 Fall Convention *Colorful Connections in the Capital* 2024 Fall Watercolor Convention, October 4-6

This fall WSO members will gather in our fair capital city for the 2024 Fall Convention and Transparent Art Exhibition

in Salem which will run Friday through Sunday, October 4-6. Salem is located in "the most Oregon part of Oregon" with surrounding scenic vistas and vineyards.

This walkable town with restaurants, galleries, and museums is a perfect location for our fall convention.

We are fortunate to be back at the spacious Salem Convention Center where attendees can enjoy soaking up the natural light from its inspirational, expansive windows. Our headquarters will be the Grand Hotel adjacent to the convention center, and the exhibition will be displayed just down the road at the Elsinore Gallery. Paintings will hang from October 4-25. The convention weekend will be a great opportunity to connect with friends, learn new skills, and meet new and talented artists from all over Oregon while enjoying our capital city of Salem.

The event kicks off with a Friday evening "Meet and Greet" where you can visit with old friends and meet Iain Stewart, our juror. Be ready Saturday for a full day of breakout sessions followed by the exhibition opening at the Elsinore Gallery and the awards banquet back at the convention center Saturday evening. Sunday morning at the convention center we will enjoy fellowship with WSO members at our business meeting followed by the juror's lecture and demonstration.


Our juror for the show will be Iain Stewart, NWS, AWS, the renowned Scots born watercolor artist, with several published books, videos, and an international clientele. Iain resides in Auburn, Alabama, where he maintains a studio near Auburn (continued on page 34)



Salem, Oregon in Autumn




State Capitol Building



Convention Center Lobby




Juror Iain Stewart



Grand Hotel



Haystack by Iain Stewart



North Queens Ferry by Iain Stewart

Colorful Connections in the Capital ... continued 2024 Fall Convention

University. Iain Stewart was our online juror during the pandemic and is back by popular demand, joining us in person this time.

Iain's in-person workshop will be held the following Monday through Friday, October 7–11 at Broadway Commons, 1300 Broadway St. NE, which is 1.2 miles from the Convention Center in downtown Salem. Registration for this workshop will open in June—more details to follow in the May *Watermark*. You can also visit his website at <http://stewartwatercolors.com>.

Planning for the fall convention is underway. While the venues are in place and preliminary contacts confirmed, WSO needs **you** to help with this amazing event. We need help with breakout sessions, set up and clean up, snacks for the gallery, and lots more! Please get in touch with Robin Becic—her email address can be found in the *Membership Roster & Handbook*. You can also talk to any board member to learn more.

Robin Becic, 2024 Fall Convention Chair



Ilwaco Marina by Iain Stewart

Looking Ahead

It's rare when a current and past convention director team up to co-chair a convention, yet it's happening for the 2024 Spring Convention. Also, Linda Burgel and I have separately chaired conventions in the past. We hope our collective experience makes for an outstanding convention in Yachats. We've planned a weekend that defines simplicity and celebrates WSO members' unique talents. Come and be a part of the fun at the beach with WSO. The town of Yachats is anxiously awaiting our arrival!

We also have strong leadership for the 2024 Fall and 2025 Spring Conventions in Salem and Grants Pass respectively. The leaders are already planning exciting attractions and activities. Salem will be somewhat of a "repeat performance" in location, though it does showcase the workshop in a new location. Hold on to your paintbrushes for Grants Pass next spring—this will surely be a treat of a lifetime!

Now that WSO is back to having exhibits and conventions in person for the last three years, the WSO teams and systems are running more smoothly than ever. It is now possible to successfully plan and hold a convention in one year, start to finish. Conventions are much simpler to orchestrate than in past years, especially with the use of online registration, Zoom meetings, and our "global" network of members. WSO wants to keep these conventions building and gathering strength, since they are the heart of WSO. Consider stepping up to the plate and taking on either the 2025 Fall or 2026 Spring Convention Chair position now. WSO needs your talent!

Coming up:

Spring 2024:

Juror:

Yachats

Keiko Tanabe

<https://ktanabefineart.com>

Convention:

April 5–7

Workshop:

April 8–12

Convention Co-chairs:

**Mary Jo Vranizan
and Linda Burgel**

Fall 2024:

Juror:

Salem

Iain Stewart

<https://iainstew.fineartstudioonline.com>

Convention:

October 4–6

Workshop:

October 7–11

Convention Chair:

Robin Becic

Spring 2025:

Juror:

Grants Pass

Jean Pederson

<https://www.jeanpederson.com>

Convention:

April 4–6

Workshop:

April 7–11

Convention Co-chairs:

**Katherine Abdun-Nur
and Tracy Frederickson**

Fall 2025:

Juror:

TBA

TBA

Convention:

October 3–5

Workshop:

October 6–10

Convention Chair(s):

CHAIR(S) NEEDED