

Watercolor Society of Oregon's *Watermark*

www.WatercolorSocietyofOregon.com

Vol. LVII, No. 4

November 2022

Central Oregon "An Artist's Playground"

2023 Spring Convention

Learn more on pages 32 - 40



Juror Vera Dickerson



"You Are Always On My Mind" by Vera Dickerson

Membership

Renewal is NOW!

Learn more on page 14

**Online Exhibition
Submissions Update**

Read more on pages 37 - 38

*"Sparkle and Shine"
in Salem*

Fall Convention Review

See more on pages 19 - 31

Watermark

Watermark is the newsletter of the Watercolor Society of Oregon and is published quarterly in February, May, August, and November.

WSO is a 501(c)(7) as determined by the IRS.

WSO PRESIDENT:
Rebecca Sentgeorge

NEWSLETTER CO-EDITORS:
Leslie Dugas

Karen Kreamer

Send articles and images that are of general interest to the WSO membership to the editor via email and file attachments. The due date for the February issue of *Watermark* is January 15, 2023.

NEWSLETTER DESIGN & ADVERTISING:

DESIGN:
Elizabeth Zimmerman

Send advertisements and payment to:
Western Rose Studios
Attn: Elizabeth Zimmerman

ROSTER CHANGES:
Jan Premo

NEW MEMBER INFORMATION:
Liz Walker



**WATERCOLOR
SOCIETY OF
OREGON**

In this Issue

President's Message	3
Past President's Message	4
Editor's Note	4
WSO News Roundup	5
Collective Wisdom	6 - 8
Members' Gallery	9
WSO Important Dates	10
WSO Board of Directors and Committees	11
Outstanding Service Award	12
WFWS Report	13
New Members	13
Membership Renewal is Now!	14
WSO 100 Club: Gratitude and Goals	14 - 15
Critique Group Hosts Watercolor Workshop	16
Kudos	17 - 18

Convention Central

2022 Fall Convention in Salem

We Sparkled and Shined in Salem	19 - 21
Signature Membership and Merit Award Winners	21
Reviews of Breakout Sessions for the 2022 Fall Convention	22 - 27
Matching Efforts for the Salem Convention and Workshop	28
Negative Painting Addicted - A Workshop with Linda Kemp	28 - 29
A Big Thank You to All	29
Thanks to Our Vendors	30
Images from Business Meeting	30
Images from Juror's Critique and Demo	31

2023 Spring Convention in Bend

2023 Spring Convention in Bend "An Artist's Playground"	32
Things to Do in Bend	33
Breakout Sessions	34
2023 Spring Convention Schedule of Events and Juror Workshop	34
Juror Workshop with Vera Dickerson	35 - 36
Where To Stay in Bend	36
Online Exhibition Submissions Update	37 - 38
2023 Spring Experimental Exhibition Prospectus	38 - 39
2023 Spring Experimental Exhibition Calendar	40
Looking Ahead	40

A little note from Elizabeth: Click on any of the above articles, and you will be directed to that exact page! And to get back to this page click on any *Watermark* on the top of a page.

A big *Thank you* to our supporters and advertisers

M. Graham Paints Merri Artist
Eric Wiegardt Ruth Armitage
Robert BurrIDGE Elizabeth Zimmerman
René Eisenbart Village Gallery of Arts

Click on an advertiser (above) to see their ad and click on their ad to be redirected to their website!

Would you like to advertise in *Watermark*?
Click here to download Ad Reservation Form and details.

And we can't forget another big *Thank you* to the *Watermark* Editing Team: Susan Escobar, Kathryn Oliver-Garnett, Ken Lundgren, Ilana Hoffman, Terri Rottman, Leslie Dugas, and Karen Kreamer.

"Being an artist means belonging to a unique, exciting gang of outlaws."

- Robert Venosa



President's Message

I was saddened to miss our recent fall convention in Salem due to illness. Thank you for the honor of voting me in as president despite the fact that I wasn't there and most of you don't know me.

Although I have lived in Oregon for over 50 years, minus ten years I spent in Asia, and have been a watercolorist all that time, I did not join WSO until recently. My reasoning was that since I didn't live in a metropolitan area and conventions involved travel, WSO did not have anything to offer me. When I finally joined WSO in 2019, I found that I was so wrong. WSO offered me a great deal and brought me a connection with a whole community of wonderful people.

My daily cup of tea has little quotes on each hangtag. As I read today's quote, it made me think about my recent experience with WSO, and I decided to make this the topic of my first message as your President. The gist of the quote was that encountering a thorn in the road of life teaches you a greater lesson than just viewing a whole expanse of brambles from a distance. My "thorn" was getting ill right before our Fall Convention. I had many responsibilities, a breakout session to teach, and all the activities I had been looking forward to. What was I to do?

The lesson I learned is that our membership has a tremendous amount of support to offer. People that I have only met once or twice stepped in to help. A few even thanked me for asking. Rides were given, many small and large tasks were taken over, and photos of my painting in the juror critique were sent to me, so I didn't miss out on the suggestions. Emails were sent, and a way to rescue the planned breakout session I was to teach was developed and implemented. Many of these tasks involved hours of extra work by others, but those hours were generously given. All I had to do was ask. It took stepping in and seeing the thorn up close to learn that WSO is here to support me.

WSO is here to support you too and offers many ways to get involved. Join a critique group and discover both camaraderie and insight. Take advantage of learning opportunities at the conventions. While you are there, stretch yourself to meet and talk to people from other parts of the state, not just the people you already know. If you can't attend a convention, sign up for video breakout sessions or check out a DVD from our WSO library and watch it with some friends to create your own free workshop experience. To virtually connect with others, join the WSO Facebook page, share an image of one of your paintings in our Members' Gallery, or share an art tip in Collective Wisdom. Invite an acrylic painter to join WSO and let them know that all water media are now welcome. Volunteer and make even more connections.

If you reach out, what you will find is friendship and camaraderie along with a wealth of knowledge. All you need to do is jump in with both feet. Our strength is in our members; we are all connected and part of the whole. And what each of us does as an individual contributes to the feeling, tone, and overall success of WSO. Science has found that one of the keys to a long and happy life is connection, so join in today and help WSO thrive and grow.

Rebecca Sentgeorge, WSO President



Past President's Message

This past year I have seen again and again the amazing generosity of spirit of you, our volunteers. Thanks to all of you. We wouldn't be the fabulous organization that we are without you. And welcome to those of you who are joining us.

We all have different strengths and interests. Some members are good with numbers, some with words, some with computers and programming, and some with photography. Some are leaders; others prefer to be assigned a job. I want to know what your skills are, what you would like to learn, what appeals to you, and what gives you pleasure. To volunteer, interest is all that's required. Someone will show you what's needed and how to do it. There's that generosity of spirit again.

Please feel free to volunteer for a job that you think you'd like; there's no need to wait to be asked. Years ago, I thought it would be great to be the person that took in the show entries because I would see all those paintings and, learning from them, become a better painter. But someone else had the job, so I thought it unavailable, not realizing that that person would eventually need to pass it on. Another member, who has been a fantastic volunteer for WSO, admitted that she had been drawn to being president. She hadn't been asked and decided that probably meant she wasn't good enough. But there may have been any number of reasons why she hadn't been asked. Perhaps the job she was doing was so important that the past president, whose job it is to find volunteers, felt she was indispensable where she was or, more likely, didn't know of her wish.

If you are interested in helping, please let me or another director know. We'd love to have you join us. Thank you,

Winnie Givot, Past President



Editor's Note

Watermark editing team members Ilana Hoffman, Karen Kreamer, and Leslie Dugas have been working hard to make the publication more reader friendly. One of the big changes we have made is to have all articles related to Conventions grouped together and printed in the second half of the issue

under the heading **Convention Central**. Our hope is that it will be easier now to find information about the past, present, and future conventions. Thank you to Ilana Hoffman for leading this change.

Would you enjoy writing, editing, and creating new approaches to presenting interesting and relevant information to WSO members? Join us on the *Watermark* editing team and spread your wings! Contact Leslie Dugas, or Karen Kreamer to explore the possibilities. Our contact information can be found in the *Membership Roster & Handbook*.

Leslie Dugas, Co-editor

An advertisement for M. Graham & Co. watercolor paints. It features a row of various watercolor paint tubes in different colors (white, yellow, orange, red, purple, blue) arranged in a slightly curved line. The text is in a serif font. At the top right is the signature 'M. Graham' and 'M. GRAHAM & CO.®'. Below that is the headline 'EXCEPTIONAL COLOR BEGINS WITH A SUPERIOR VEHICLE'. The main body of text describes the quality of the paints, mentioning 'Northwest honey' and 'gum Arabic'. At the bottom is a black box with white text that reads 'WATERCOLOR PAINTINGS LOOK BETTER with M. GRAHAM COLOR' and the website 'www.mgraham.com' below it.

M. GRAHAM & CO.®

**EXCEPTIONAL
COLOR BEGINS WITH
A SUPERIOR VEHICLE**

We make our watercolors using Northwest honey. Preferred by artists for centuries, honey with balanced amounts of gum Arabic and water creates a fluid binding medium in which we are able to disperse exceptional amounts of pigment. The higher pigment loads provide greater color saturation and richness for a complete range of performance from delicate tints to dark, concentrated color.

WATERCOLOR
PAINTINGS LOOK BETTER
with M. GRAHAM COLOR

www.mgraham.com

WSO News Roundup

WSO Website

As the new Webmaster, I would like to thank Tara Choate for her years of serving WSO as Webmaster and in other roles. I'd also like to thank Carol Putnam for her ongoing service as the Website Liaison.

The WSO website has a wealth of resources that can help you get the most from your WSO membership! Take some time to explore it at watercolorsofcolorado.com. Use the links on the top menu bar to renew your membership, find various forms (under About WSO), and keep track of upcoming conventions, exhibitions, workshops, and more!

Are you interested in video? WSO is looking for a **Video Coordinator** to help the organization create and utilize videos. This role includes managing videos from the convention workshops and exhibitions and coordinating WSO's YouTube channel. You don't need significant video skills to help; an interest in video creation and a desire to help WSO is all that is required. Any experience with video editing would be helpful. If you're interested, contact Dan Perich or Winnie Givot to apply or to get further information. Their contact information can be found in your *Membership Roster & Handbook*.
Dan Perich, WSO Webmaster

Logo Merchandise

Mary Holt and Nancy Fraser staffed the Logo Merchandise table during the 2022 Fall Convention in Salem. WSO had a successful weekend with sales; tee shirts were discounted to reduce stock. They are looking for any new ideas from the membership for logo items. Most importantly, they are on the lookout for two energetic volunteers to partner together for future logo sales. Contact Mary Holt or Nancy Fraser for more information. Their contact information can be found in the *Membership Roster & Handbook*.
Mary Holt, Vice President

Compiled by Ilana Hoffman, Watermark Assistant Editor

ERIC WIEGARDT

AWS-DF, NWS

VISUAL PLEASURE FOR GENERATIONS

WORKSHOPS

ONLINE
MONTHLY PAINT-ALONG
WEEKLY COMPOSITION CLASS
WATERCOLOR WORKSHOPS

PLEIN AIR DESTINATIONS
SEPT 2022 - GHOST RANCH, NM
FEBRUARY 2023 - WAIKIKI, HI
SEPT 2023 - LAUTERBRUNNEN, SWITZERLAND

www.ericwiegardt.com
360.665.5976
watercolors@ericwiegardt.com





Collective Wisdom

Novels or Non-fiction Books about Art or Artists

I'm excited to share such wonderful recommendations of books related to art. You'll find fiction and non-fiction by the artist and author of beloved children's books and titles on the "why" as well as the "how" of making art. Enjoy!

Kathryn Oliver-Garnett

I've loved the illustrations in **James Gurney's *Dinotopia*** books for children ever since I first discovered them back in the early 1990s and read them to my kids. The paintings are beautiful and accompany an entertaining and thoughtful storyline that posits a reality where most dinosaurs are not only sentient, but some of them team up and live with people.

While Gurney was writing the books, he kept a blog of his progress (Gurney Journey: <http://gurneyjourney.blogspot.com/>). The interest generated among artists and aspiring artists around the blog inspired him to write a book about what he discovered doing all the amazing paintings for the stories, ***Imaginative Realism: How to Paint What Doesn't Exist***.

That book generated so many further responses and questions that he wrote another, ***Color and Light for the Realist Painter***, which is more of a manual on the relationships between color and light through history and how various styles and techniques accomplish various effects. [Link](#) to James Gurney's books on Amazon Books.

Also, the WSO Video Library has a wonderful DVD titled, ***Watercolor in the Wild***, also by James Gurney, which addresses the same sort of content in the context of painting outside the studio. He uses watercolors, water brushes, water-soluble colored pencils, and ink, and presents important information about light and shadow, color and contrast. He also shares tips on putting together lightweight traveling kits. [Link](#) to WSO Video Rental Library.

Sally Bills Bailey

I just received a very special book—hot off the press! The title is ***To Be a Painter***, by Hal Baker, as told by the landscape painter and teacher Milford Zornes (1908-2008). Zornes started writing *To Be a Painter* in 1975; now forty-seven years later it is finally in print. This book is written by Hal Baker (Zornes' son-in-law), who waded through and organized the artist's writings, mostly found on scraps of paper often handwritten with soft pencil or charcoal. The book is also filled with dozens of Zornes' paintings and sketches. My good friend, Valerie Cohen, a former close friend and student of Zornes, and a very accomplished artist herself, sent me a copy. [Link](#) to this title on Amazon Books.

Leslie Dugas

A book I turn to again and again is ***Making Color Sing*** by Jeanne Dobie. Her use of grays with pure color in her paintings is stunning. She has a section on mixing beautiful neutrals. [Link](#) to this title on Amazon Books.

(continued on page 7)

Stay Home Paint Online with Bob



EASY.

- Zoom Painting Lessons
- Art Marketing Workshops
- Special One-on-One Critiques
- Weekly BobBlast Subscription

And Now! The New Burridge eWorkbook

Go to RobertBurridge.com



Collective Wisdom ... continued

Marjorie Kinch

Watercolor Painting Outside the Lines by Linda Kemp: "Linda Kemp shares her techniques for using the strength of negative space—the areas not occupied by subject matter—to create alluring works of art." (Quote from review in Amazon Books.) [Link](#) to this title on Amazon Books.

Painting Spectacular Light Effects in Watercolor by Paul Jackson: "From soft, atmospheric effects to powerful images, this guide provides artists with the insight and instruction they need to illuminate their paintings with the magic of light." (Quote from review in Amazon Books.) [Link](#) to this title on Amazon Books.

Liz Walker

I own dozens of art books—many of them on technique and design—but my three favorite non-fiction art books focus on the "why" of painting, rather than the "how."

Steal Like an Artist—10 Things Nobody Told You About Being Creative by Austin Kleon: This lively book embraces the notion that we all learn by imitation (even the Beatles started out as a cover band). Some of my favorite quotes from this book are: "Don't steal the style, steal the thinking behind the style;" and, "The secret is doing good work and sharing it with people." [Link](#) to this title on Amazon Books.

The Art Spirit by Robert Henri: First published in 1923, Henri writes to his Art League students in a series of essays that resonate for the contemporary artist of today. [Link](#) to this title on Amazon Books.

Clear Seeing Place by Brian Rutenberg: This South Carolina abstract painter packs his book with ideas, observations, techniques, and career advice arranged into six sections designed to inspire artists of all levels. Rutenberg is a gifted painter and writer who succinctly describes the life of a working artist. [Link](#) to this title on Amazon Books.

(continued on page 8)



"State Of Wonder"

EXPERIENCE ART!

Travel PORTUGAL

with René Eisenbart

September 8-17, 2023

Spa town of Luso

Details: rene-art.com/blog

2023 WORKSHOPS



**Expressive Portraits
in Watermedia
at OSA /**

MAR 24, 25, 26

\$395

**Marbling
at Rene's Studio /
JUN 20, 21, 22**

\$395

**Marbling Applied
JUN 28, 29**

\$210

rene.art@gmail.com

Collective Wisdom ... continued

Theme for February Watermark Collective Wisdom: Favorite Painting Tools

For the February 2023 issue of the *Watermark*, please share with your WSO friends and fellow artists up to three of your **favorite painting tools**. Let's get down to the nitty gritty of how you turn that swirl of creative images in your mind into something dazzling on the painting surface. Choose from brushes, palette knives, sponges, texture makers, mark makers, paint or masking applicators, or other implements some of us may never have imagined.

Provide the pertinent descriptive information. Example: for a paint brush list brush type, size, composition, brand, and what supplier you use if the item is not widely available. And if you'd like, tell us something special this tool contributes to your artmaking experience.

Email your recommendations by **January 10**, to Ilana Hoffman with the subject line, "WSO Collective Wisdom." Find Ilana's contact information in the *Membership Roster & Handbook*. Also, feel free to include suggestions for future Collective Wisdom themes.

Postscript

If you come up with a great recommendation for a previous theme in Collective Wisdom (Online Watercolor Resources and Novels or Non-fiction Books about Art or Artists), don't hesitate to send it along. I will include it in my Postscript section in the next issue and any recommendations I receive will appear under their theme on the WSO website at: <https://watercolorsoforyou.com/membership/collective-wisdom/>.

Here is the first Postscript recommendation:

Online Watercolor Resources

Oliver Pyle – Our Landscape, YouTube Channel: <https://www.youtube.com/channel/UCdBT5EZMnANZrTNvrk3ceCg>

I recently subscribed to this YouTube channel. It's quite good! Oliver Pyle is an established and successful landscape artist working exclusively in watercolor in the UK. His website is at: www.oliverpyle.com, and his blog is at: <https://www.oliverpyle.com/blog>.

Richard French

Ilana Hoffman, *Watermark* Assistant Editor



10% off

For WSO members in-store and online

with coupon code: WSO

merriartist.com

421 NE 3rd St.

McMinnville, OR 97128

866-472-1684


Members' Gallery

Several WSO members submitted some exciting images for our Members' Gallery on the theme of **The Sky's the Limit**. You can view the [gallery](#) on the WSO website under the heading "Membership."

Enjoy the wonderful entries and consider entering an image for the next theme, **Winter Musings**, which will be published with the February *Watermark*.

Please note: the images submitted by members are not juried. We welcome paintings in watercolor or other water media from all of our members.

Here are two paintings by Anji Grainger to inspire us, *Winter Birches* and *Winter Sunrise*.



Please submit just one image. Your photo should be attached (not embedded) to your submission email in jpeg form, with only the painting in view; there should be no frame, mat, or glass visible. Name the jpeg file using your full name followed by the title of the painting—for example, JonesTom-BeautifulFlowers. If you are comfortable with formatting, resize your image to 1200 pixels on the longest side.

For those who have not previously photographed their work you can refer to an online article with some helpful tips: Photographing Art for Non-Photographers, at

<https://sheboyganvisualartists.org/photographing-art-for-non-photographers> by Tom Ferguson.

The quarterly Members' Gallery will be limited to **30** submissions. To keep the gallery open to a variety of members, the *Watermark* staff will give first preference to members who did not submit in the previous quarter. Remaining slots will be filled, in the order that they are received, by members who were included in the previous gallery.

All photos must be submitted by **January 10, 2023**, to Leslie Dugas at wsomembergallery@gmail.com. The email subject line should read "Members' Gallery Submission." **In the body of the email please give consent for your image to be displayed on the WSO website.** If you need some additional assistance, Leslie's contact information can be found in the *Membership Roster & Handbook*. We look forward to seeing your paintings!

Leslie Dugas, Watermark Co-editor

Important WSO Dates November 2022 - November 2023

<p>November 2022</p> <p>November 1- <i>Watermark</i> published, look for the Prospectus for the 2023 Spring Experimental Exhibition in this issue, or online.</p> <p>Vera Dickerson Workshop registration opens for Active and Lifetime members. Workshop is April 17 – 21, 2023.</p>	<p>December 2022</p> <p>December 1- 2023 Spring Experimental Exhibition opens for entries.</p> <p>December 16- Vera Dickerson Workshop Registration opens for Subscriber Members.</p> <p>December 31- Membership dues for 2023 must be paid by this date.</p>	<p>January 2023</p> <p>Finish up your painting(s) and submit by February 1, 2023!</p>
<p>February 2023</p> <p>February 1- 2023 Spring Experimental Exhibition closes for entries (8:00 pm).</p> <p><i>Watermark</i> published, look for detailed information about the 2023 Spring Convention in this issue.</p> <p>February 25- Online registration for convention opens.</p>	<p>March / April 2023</p> <p>March 18- Online registration for convention closes.</p> <p>April 14 – 16- 2023 Spring Convention, Vera Dickerson, Juror, Bend.</p> <p>April 17 – 21- Vera Dickerson Workshop, Bend.</p>	<p>May 2023</p> <p>May 1- <i>Watermark</i> published, look for the Prospectus for the 2023 Fall Watercolor Exhibition in this issue, or online.</p> <p>Trish McKinney Workshop Registration opens for Active and Lifetime Members. Workshop is October 9 – 13, 2023.</p>
<p>June 2023</p> <p>June 1- 2023 Fall Watercolor Exhibition opens for entries.</p> <p>June 16- Trish McKinney Workshop Registration opens for Subscriber Members.</p>	<p>July 2023</p> <p>Paint! Finish up your painting(s) and submit by August 1, 2023!</p>	<p>August 2023</p> <p>August 1- 2023 Fall Watercolor Exhibition closes for entries (8:00 pm).</p> <p><i>Watermark</i> published, look for detailed information about the 2023 Fall Convention in this issue.</p> <p>Online registration for convention opens.</p>
<p>September 2023</p> <p>Online registration for convention closes.</p>	<p>October 2023</p> <p>October 1 – December 31 Renewal membership dues for 2024 collected.</p> <p>October 6 – 8- 2023 Fall Convention, Trish McKinney, Juror, Salem.</p> <p>October 9 – 13- Trish McKinney Workshop, Salem.</p>	<p>November 2023</p> <p>November 1- <i>Watermark</i> published, look for the Prospectus for the 2024 Spring Watercolor Exhibition in this issue, or online.</p> <p>Keiko Tanabe Workshop registration opens for Active and Lifetime Members. Workshop is April 8 – 12, 2024.</p>

WSO Board of Directors and Committees

(Date denotes Term Ending)

EXECUTIVE OFFICERS:

PRESIDENT:

Rebecca Sentgeorge (October 2023)

VICE PRESIDENT/PRESIDENT ELECT/PUBLIC RELATIONS:

Mary Holt (October 2023)

TREASURER:

Nancy Fraser

SECRETARY:

Amanda James

PAST PRESIDENT/VOLUNTEER COORDINATOR:

Winnie Givot (October 2023)

DIRECTORS:

MEMBERSHIP DIRECTOR:

Jan Premo (January 2024)

Membership Dues, Mailings and Roster: Jan Premo

New Members: Liz Walker

Mentor Program Chair: Debbie Lloyd

ADMINISTRATIVE DIRECTOR:

Barb Sulek (October 2024)

Historian: Peg Patterson

DVD Library: Susan Hartson

Logo Merchandise: **Open**

PUBLICATIONS DIRECTOR:

Elizabeth Zimmerman

Watermark Co-editors: Leslie Dugas, Karen Kreamer

Watermark – Digital: Elizabeth Zimmerman

Webmaster: Dan Perich (October 2024)

Website Liaison: Carol Putnam

Exhibition Catalogs: Paul Bourgault

Advertising Chair: **Open**

Facebook Page Chair: Kristie Mooney

Email Communications: **Open**

CONVENTIONS DIRECTOR:

Linda Burgel (October 2023)

Show Juror Liaison: Chris Helton and Kathleen Buck

Online Painting Submissions: Chris Helton and Kathleen Buck

Convention Online Registration: Barb Sulek

Hospitality Team: Kara Pilcher Team Lead (October 2024)

Convention Vendors: Jean Dupré (October 2024)

Convention Chairs:

Spring 2023: Mary Jo Vranizan

Fall 2023: TBA

AWARDS DIRECTOR:

Beth Verheyden (October 2023)

Show Awards: Donna Bekooy (October 2023)

Merit Awards: Becky Meier (October 2023)

WSO 100 Club President and Liaison: Kathleen Riopelle (October 2023)

EDUCATION DIRECTOR:

Beverly Haynes (October 2024)

Western Federation of Watercolor Societies (WFWS):

Delegate: Chris Stubbs

Alternate: Robin Becic

Menucha Liaison: Chris Stubbs

WSO Outstanding Service Award

I have the immense pleasure of presenting this year's Outstanding Service Award, an award given to a WSO member to honor long and distinguished service and service that goes above and beyond expectations.



Quietly working away in the background, this person is a beautiful person on the outside and the inside too. This fabulous artist graciously shares their knowledge and connections to great art supplies and videos.

One of her friends told me that this person "is the soul of generosity." Having traveled and painted together over several years, she witnessed our awardee's quiet humor, supportive encouragement, and endless spirit of giving.

Another friend told me this person is a friend to all and a friend for life; willing to go the extra mile, even when not asked (though they get asked a lot!).

Multiple WSO members, when asked about this year's recipient, reiterated how our awardee had spent countless hours over weeks and months dealing with any issue that might come up, all for the love of helping WSO.

I can attest to all this, having spent two sleepless nights talking, texting, and emailing with this person (at 3:00 in the morning) to put last year's Fall Convention together when we had to move to a virtual one at the last minute.

This year's recipient has been a member of WSO since 2010 and has held many positions on the WSO board, including vice president, president, past president, administrative director, and registration – and I have likely missed a few.

I can't think of anyone more deserving of the 2022 Outstanding Service Award. Congratulations, Barb Sulek!

Anji Grainjer, Outgoing Past President



Ruth Armitage

ARTISTRUTH • ARTISTRUTH

Visit RuthArmitage.com for full details

2023 Workshop Opportunities

Tubac, Arizona: 2/28 - 3/2

Moving Toward Abstraction



Terni, Italy: 10/15 - 10/22

Semplificare: Simplifying the Italian Landscape - 7 days at La Romita \$2650





WFWS Report

To ALL WSO Active and Lifetime members:

Now is the time to be creating a painting for Western Federation of Watercolor Societies' annual show. This year it will be hosted by the Southwestern Watercolor Society in Grapevine, Texas. The exhibition dates are May 6 - June 2, 2023.

The juror will be Mary Whyte, an American artist known internationally for her watercolors of contemporary people. She is the author of seven books including *Painting Portraits and Figures in Watercolor* and *An Artist's Way of Seeing*.

Please note the dates for submission. It is open for submissions from **October 3, 2022** until **January 13, 2023**. This year varnished paintings will again be allowed. If you want to submit a varnished painting, it must be matted with a **varnished** mat. All pertinent information can be found on the Art Call page for the WFWS exhibition listed below. Make sure you carefully read the prospectus and view the video on how to submit your paintings.

You may submit one, two or three paintings, but only one can be accepted.

Please view the prospectus and all other information at:

<https://wfws48exhibition.artcall.org/>

You can also view the prospectus on the SWS website at:

<https://swswatercolor.org/exhibitions/wfws-48th-exhibition-2023/>

In order to submit a painting, you must be an Active or Lifetime Member of WSO and have paid your dues for 2023. This is an incredible opportunity to have your painting compete for selection in a large, well known regional show.

Please go to the WSO website or contact me if you have any questions. You can find my contact information in the *Membership Roster & Handbook*.

Chris Stubbs, WFWS Delegate

Robin Becic, WFWS Alternate Delegate

Are you tired of wasting art supplies when problem solving a painting or design?

Do you feel lost when learning new technology?



Learn from Elizabeth Zimmerman on how to utilize the app, Procreate, on your iPad to **save money on art supplies** and **design your painting digitally!**

Five weekly **online classes with worksheets** give you time to practice what you learn!

Pre-order today for the BONUS of CLASS REPLAYS!

Classes will be live with designated Q & A time.

SIGN ME UP!!

"Procreate App for Artists" Classes go Live on January 11, 2023.

Welcome New Members!

New Active Members (joined July 16 – September 28, 2022)

First Name	Last Name	City
Susan	Abraham	Eugene
Shannon	Cazinha	Portland
Shannon	Darling	Hood River
Betty	Johnson	Beaverton
Karen	Phillips	Grants Pass
Alaina	Shea	Springfield
Kate	Wellons	Corvallis

Liz Walker, New Member Chair



Membership Renewal is Now!

WSO's renewal period for 2023 began on October 1 of this year and will close on December 31 at midnight. When you renew during this period, all of the benefits of your membership continue, including:

- 1) Your Signature status and merit points.
- 2) Your membership date. If you miss the deadline, you will be rejoining, not renewing, which means your membership date will be the date you rejoin.
- 3) Your name will be printed in the *Membership Roster & Handbook* if you renew by December 31. If you rejoin after the close of this renewal period, WSO will add you to the roster, but it will be in an addendum that comes out approximately twice a year.

Also, remember that membership is required to submit your work for WSO's exhibitions.

As the New Year approaches, we can look for new experiences, push our art to new levels, submit a painting to one of the shows, attend conventions, participate in a critique group, and join a workshop. Our 2022 Fall Convention gave us some fantastic new ways to be even more creative and try new adventures.

I'm looking forward to a banner year as we continue to grow and create. Questions? My contact information can be found in the *Membership Roster & Handbook*.

Jan Premo, WSO Membership Director

RENEW YOUR MEMBERSHIP ONLINE NOW!



Holiday Sale

November 25 - December 24

Unique Cards & Gifts!

**Purely decorative to
artfully functional:**

- ♦ Ornaments
- ♦ Jewelry
- ♦ Ceramics
- ♦ Woodcraft
- ♦ Glass...

**...and many types of Wall Art
in all sorts of media!**

GIFT CERTIFICATES

www.villagegalleryarts.org



WSO 100 Club Gratitude and Goals

A huge thank you to our entire Fundraising Team, led by VP **Kathleen Riopelle**. Kathleen, **Bette Butler**, and team members **Terri Gonzalez**, **Hazel Reeves**, and new VP **Barb Hutchings** orchestrated our Silent Art Auction and Dust Bunnies for Dollars events at the 2022 Fall Convention. Barb and Bette were on the go throughout the convention making these two fundraisers a success. The **Silent Art Auction raised \$6,000** and **Dust Bunnies for Dollars raised \$580**. We are **very grateful** to the WSO artists who donated their paintings to the Art Auction and Dust Bunnies for Dollars AND to those of you who purchased these paintings. We are also extremely thankful for the **WSO Critique Groups** who contributed a total of **\$1,395** towards this year's exhibition awards.

This past year of my presidency of the WSO 100 Club has been fulfilling and productive. I enjoyed being able to step back into another term as President of the WSO 100 Club. It has been such a joy to work with a strong, dedicated team and capitalize on their individual and group strengths. Working together, we have been able to accomplish a lot.

We have embraced and strategically planned for WSO 100 Club's focus as fundraising while also assessing and addressing our organization's financial situation and needs. Seizing the opportunity to advance the responsibilities of WSO 100 Club as the foundational arm of WSO, we formed a Strategic Planning Team consisting of **Dianne Lay**, **Ann Moore**, and myself and led by Kathleen Riopelle. As a (continued on page 15)

WSO 100 Club ... continued



WSO 100 Club Silent Art Auction

Peg Patterson, **Kathy Rock**, **Winnie Givot** and **Rebecca Sentgeorge**. Thank you all!

At this time I am excited to present our new WSO 100 Club Board. As of October 27, Kathleen Riopelle became the new President of WSO 100 Club. She leads the new WSO 100 Club Board of Directors: Barb Hutchings - VP, Ann Moore - Secretary, Dianne Lay - Treasurer, **Suzy Carroll** - Past President and Investment Director. WSO Liaisons are WSO President - Rebecca Sentgeorge, WSO VP - **Mary Holt**, and WSO Awards - Beth Verheyden. Chair positions are Grants - **Alexandra Coogan** and Education - **Bev Haynes**. The Planned Giving and Communications chair positions still need to be filled. If you have any interest in joining our team, please contact me. You can find my contact information in the *Membership Roster & Handbook*.

I welcome Kathleen to the presidency. Kathleen is originally from Minnesota and now lives in the Central Oregon wonderland that is Bend. As a watercolor artist for nearly 20 years, she is largely self-taught through workshops, classes, mentors, and practice, practice, practice! She occasionally exhibits her works under the name "Kathleen Kaye" and has a few awards, commissions and sales to her credit.

Kathleen has a strong background of serving on non-profit boards of directors in the areas of community education, outdoor, and environmental organizations. As Vice President of the WSO 100 Club this past year, while using her past expertise in Strategic Planning, Kathleen led the team and Board to facilitate the development of a new strategic plan for the WSO 100 Club which emphasizes fundraising.

She has also served on the boards of the Minnesota Watercolor Society and Sagebrushers Art Society of Bend.

There is no doubt that Kathleen brings energy and enthusiasm with her as she steps into the presidency of the WSO 100 Club for the coming year. With her past experience, she understands the importance of setting goals for herself and the organization. She has already begun to set some of those goals. They are: (1) To expand the reach of fundraising beyond membership to donors, the art community, and the general public; (2) To raise greater awareness of WSO 100 Club's role and partnership with WSO; and (3) To establish more robust communications throughout the WSO 100 Club community.

Most importantly, Kathleen and I want to invite you all to come along for the ride and join us in reaching these goals in the coming year!

Suzy Carroll, WSO 100 Club Past President

team, we worked diligently to identify resources and develop and execute a new strategic plan for WSO 100 Club. We also created and updated position descriptions, prudently added an Investment Director, and reemployed Mengis Capital as our Investment Advisor.

I am thankful that **Peg Patterson** stepped back into the position of Past President while concurrently serving as Historian for WSO. She is truly "the energizer bunny who keeps on giving." I appreciated the insight, energy, expertise, commitment, and many hours of hard work by our WSO 100 Club Board:

Kathleen Riopelle, Dianne Lay, Ann Moore, **Beth Verheyden**,



Kathleen Riopelle



WSO 100 Club Silent Art Auction

Friends with Brushes Critique Group Hosts Watercolor Workshop

Since the loss of the artist/founder of our Critique Group a few years ago, our small, struggling flock has determined to stay together, reframing our goals and renaming ourselves "Friends with Brushes." We coalesced around our mutual need to stay creatively alive, unknowingly fulfilling Plato's maxim: "**The true creator is necessity, who is the mother of our invention.**" Surely the pandemic has put that to the test these last hard years. But we are still here!

June 14, 2022, was a big day for us. We hosted our first Watercolor Workshop, inviting Melissa Gannon, with the generous help of our WSO 100 Club grant. Ten of us gathered at our sunny church studio in Gresham for a half day of instruction in "Painting Freely and Exploring Textures." Only one of us knew Melissa, so we were eager and a bit apprehensive. What a relief to experience a ripple of laughter move through the group within the first 10 minutes. Melissa was knowledgeable, down-to-earth, and fun! She regaled us with personal stories and failures and helped us allay any anxiety or expectation of perfectionism. It was a hoot! The day flew by with good fundamentals, focused time for painting, and fun. We shared some food and questions and Ms. Gannon ended our time together with a helpful critique of each painting.

We find the energy and hope of our little group restored. There were a lot of comments such as, "When can we do this again?" Three artists joined our group at the workshop and we've since heard of another artist who is interested. Time will tell what transformation might come from the courage to take this first small step. We thank the WSO 100 Club for helping us realize that our necessity made us not just "Friends with Brushes" but *mothers of invention* too!

Judy Bevilacqua



Melissa Gannon



Workshop fun



Kathy Rock and Melissa Gannon



Local/Regional Shows

Sandra Pearce won First Place for her watercolor *To Ona* in the 1st Annual Coastal Plein Air Art & Wine Festival, put on by the Florence Regional Art Alliance of Oregon. Tara Choate's painting

Yaquina Rocks received the Creative Award. Participants had two weeks to paint en plein air along the central Oregon Coast before the show weekend of October 1 - 2, 2022.

The show was judged by Barbara Jaenicke.

Barbara Folawn received the 2nd place award for her painting *Mt Hood National Forest* and Sharon Hansen received the Judge's Merit Award for *Escaping Darkness* at the Colors of Autumn juried show at the Keizer

Art Association Gallery in September. The juror was Marilyn Krug. Award winners were displayed at the Keizer Civic Center for the month of October.

John Mohney won an Honorable Mention award in the Salem Artists-in-Action's annual Paint & Write the Town exhibit in the Elsinore Gallery. This show is a culmination of plein air painting and poetry



"Yaquina Rocks" by Tara Choate



"Mt Hood National Forest" by Barbara Folawn

created during the summer at selected locations in the greater Salem area. The show was running concurrently with WSO's fall exhibition in October at this gallery.

National/International Shows:

Leslie Cheney-Parr, Ed Labadie, and Liz Walker had their paintings accepted for the California Watercolor Association's 53rd Annual National Exhibit. The exhibit runs January 7 - March 18, 2023 at the Harrington Gallery in Pleasanton, California. The juror was Gary Tucker. For more information, visit <https://www.californiawatercolor.org/>.

Accepted in the Northwest Watercolor Society Annual International Open Exhibition 2022 were Lynda Hoffman-Snodgrass, Mila



"To Ona" by Sandra Pearce



"Escaping Darkness" by Sharon Hansen



"The Waiting Room" by Liz Walker

*Kudos
... continued*



"Coastal Folds" by Leslie Cheney-Parr



"Watchers of a Changing World" by Rose West



"Last Roundup" by Betty Barss

Raphael, Patricia Renner, and Rose West. The juror was Andy Evansen. This show is online only and can be seen at www.nwws.org from Oct. 28, 2022 - Jan. 6, 2023.

Accepted in the Watercolor West 54th Annual International Juried Exhibition were Steve Rother's painting 10:08 and

Betty Barss' *Last Round Up*. The juror was Bev Jozwiak. The exhibit closed August 13 and was held in Newport Beach, CA. You can see a slide show of the exhibit here:

<https://watercolorwest48.wildapricot.org/54th-Exhibition-Slide-Show>.

Publications:

An article on Winnie Givot was published in the 46th issue of *The Art of Watercolour* after she received 2nd place in the 45th issue for *Fred's Fiddle* (WSO Best of Show Fall 2019).

Call for Entries:

Robin Becic will jury the upcoming 12" x 12" Art Show and Sale at Oregon Society of Artists (OSA). The gallery show runs December 1 - 21. The show will be available to view on the OSA website from December 2 - February 1, at: <https://osagallery.org/>. This is a juried show with cash awards and prizes, and is open to both OSA members and non-members. All works must be created on the 12" x 12" cradled panels available for pickup at OSA (2185 SW Park Place, Portland 97205). Call the OSA office, 503-228-0706, to confirm availability. The deadline for submissions is November 18. Click here for prospectus:

https://www.osartists.org/images/gallery/2022/2022Prospectuses/12x12Show_Prospectus_2022_updated9222.pdf.

Share news about your art shows, awards and publications. Calls for Entries are welcome too. Send your Kudos to Sarah Bouwsma. Check the *Membership Roster & Handbook* for her contact information.

Sarah Bouwsma



Winnie Givot's Article

"Stay firmly in your path and dare.
Be wild two hours a day!"

- Paul Gauguin

Convention Central

2022 Fall Convention in Salem

We Sparkled and Shined in Salem!



The 2022 Fall Convention and Watercolor Exhibition certainly lived up to the theme "Sparkle and Shine in Salem." The bright sunny weather continued throughout the Convention and beyond.

Members and guests arrived at the Salem Convention Center Friday, October 7, to reunite with WSO friends and get name tags

at the hospitality table while our Juror, Linda Kemp, made the award selections from the 78 paintings displayed in the Elsinore Gallery. Our Meet and Greet took place at the Salem Convention Center. Images of all the accepted paintings were displayed throughout the event. Winnie Givot introduced Linda Kemp to the attendees, and everyone enjoyed food and beverages as they mingled.

We had a full day of activity

Saturday. Not only were there a variety

of excellent Breakout Sessions, but there was the opportunity to browse WSO logo merchandise and rental videos, view and bid on artwork donated to the WSO 100 Club, and purchase artwork donated from other artists. Treasure seekers sought out the vendor displays throughout the day and enjoyed watching demonstrations of products offered for sale.

The Artists' Reception was held half a block away at the Elsinore Gallery early Saturday (continued on page 20)



Winnie Givot and friends at Meet and Greet.



Beth Verheyden, Chris Stubbs, Winnie Givot, Linda Kemp, and Elizabeth Zimmerman at Meet and Greet.



Nancy Fraser and Mary Holt with Logo Merch.



Kim Smith, Suzy Carroll, and Linda BURGEL.



Kim Smith explains her painting.



Mary Jo Vranizan and Jennifer Starr at Artists' Reception.



A busy Artists' Reception.

2022 Fall Convention in Salem Salem Convention ... continued



Linda Kemp and Kim Smith's "Best of Show" painting.

evening. A large gathering viewed the Exhibition and the award-winning paintings. Everyone enjoyed appetizers and refreshments while viewing the wonderful show. The evening continued back at the Convention



Awards Banquet.



Art admirer at Artists' Reception.



Mary Jo Vranizan, Linda Burgel, Kim Smith, and Jean Lea at Awards Banquet.

Center with a Social Hour prior to the Awards Banquet.

During the Awards Banquet we celebrated the new Merit Award recipients. Linda Kemp announced each of the 2022 Fall Exhibition award-winning paintings as they were displayed on the large screens. Linda described what she saw in the artwork that made it an award winner as the awards were handed (continued on page 21)



Winnie Givot thanks Ken Cramer and Del Moore for video work at Awards Banquet.



Winnie Givot gifts Linda Kemp with a present and a hug at Awards Banquet.



2022 Fall Convention in Salem

Salem Convention ... continued

out. The banquet continued with great food and conversation throughout the evening.

The setting for the convention changed to the Kroc Community Center in north Salem for the Sunday Business Meeting and Juror Demo. Winnie led the business meeting, Anji Grainger spun a wheel to randomly select volunteers to receive monetary awards or gift certificates, and Linda Burgel and Suzy Carroll led the raffle of door prizes from vendors, critique groups, and members.

Linda Kemp presented an amazing demo that described her process for planning the design of a painting and demonstrated her negative painting approach. It was a delight to see Linda paint; this excited workshop participants, and those not in the workshop were envious.

Although we had fewer registrations for the Convention than usual, those who attended commented that they enjoyed the 2022 Fall Convention and felt it was a great success. Fun and inspiration were had by all!

Jean Lea, 2022 Fall Convention Chair



Linda Kemp and Winnie Givot at Awards Banquet.

Signature Membership and Merit Awards

Signature Membership

Signature Membership is awarded when a WSO member submits 10 points for show acceptances and awards they have won. For most, that is at the same time they receive their Bronze Merit Award.

2022 Fall Signature Membership Recipients: **Rebecca Sentgeorge, John Mohny, and Rita Furnanz**

Merit Awards

WSO members receive Merit Awards for show entries and awards based upon points. The Best of Show Award receives five points. Places 2nd-4th receive four points. All other award-winning paintings receive three points. Getting a painting into a show earns one point. The order of Merit Awards from lowest to highest is Bronze, Silver, Gold, Platinum, Diamond, Comet, and Celestial.

2022 Fall Merit Award Recipients:

Bronze Award (10-14 points): **Rebecca Sentgeorge, John Mohny, Rita Furnanz**

Gold Award (20-24 points): **Carol Putman**

Platinum Award (25-49 points): **Marjorie Johnson**

Diamond Award (50-74): **Kathy Tiger**

Download a copy of the Merit Awards worksheet for keeping track of your points from the Merit Awards page on the WSO website at <https://watercolorsofOregon.com/membership/awards/>. Submit your list of accumulated points to Becky Meier when you reach ten points or more. Check your *Membership Roster and Handbook* for Becky's email address. (OR get Becky's email address in Members' Watermark version) After you've tracked your first 10 points, WSO will keep track of all future points. When you earn a Bronze Award, you now also receive Signature Membership. This is an added reason to keep track of your points and turn them in!

2022 Fall Convention in Salem

Reviews of Breakout Sessions for the 2022 Fall Convention

Art of Persian Art and Nature with Mojdeh Bahar

Mojdeh Bahar shared with us what inspires her in the creation of her art, including her childhood memories of travel and her life in Iran before she left in 1974. She is also influenced by the color and patterns of nature in Oregon.


She told us that Iran, known as Persia in ancient times, has a long history of magnificent art, architecture, grand palaces, and gardens going back over 2500 years to Persepolis. Cyrus the Great (600–530 BC) promoted a democratic empire that encouraged the development of many forms of art, including mirror work, tiles and mosaics.

Mojdeh continues to use historical techniques and has developed her own, sometimes unexpectedly. Once, after using graphite that turned out too dark to remove, she left it in the painting and liked the result. This has become a way to add linear designs to her work.

She uses the colors in her garden, autumn leaves, flowers, birds, and stones. A spot of bark with dappled sunlight can find its way around a tile, for instance.

By taking this session, we learned to be alert to the natural world and how we can incorporate it into our art, just as the ancient Persians did.

Kelly Morrison



Ask the Queen with Kristin Bertilson

"Never put off till tomorrow what you can do today."

How many of us put off decluttering and organizing the spaces we use? I sure do!

Kristin Bertilson, President and Founder of Queen B Organizing, started her business in 2010. She is a member of the National Association of Professional Organizers, and her business can help you organize ANYTHING!

We learned that to achieve a useful space, you must visualize what you want it to look like.

- Draw a picture (we're artists, right?) of how you want your workspace to look and make decisions based on it.
- Plan a workspace with a storage area nearby for each discipline.
- Plan areas to fit your existing space and allow room for more art supplies.
- Work an hour at a time, because we don't make our best decisions when we are tired.
- Start small—one pile, cupboard, or shelf.

(continued on page 23)

2022 Fall Convention in Salem

Reviews of Breakout Sessions for the 2022 Fall Convention ... continued

- Take frequent breaks.
- Clear a surface space for sorting items.
- Put sorted items close to where you will use them and leave the surface space clear.

Attendees were able to ask questions and share pictures of their workspaces. My area is a disaster, but Kristin gave me tips on how to make it work for me. If you want help organizing your workspace, visit www.QueenBOrganizing.com!

Jayne Ferlitsch



Pouring Sunflowers in Watercolor with Michelle Myers

Michelle Myers demonstrated how to create a “definitely out-of-control controlled painting of sunflowers in watercolor.” She chose only red, yellow, and blue paint and combined about 1/4 inch of these watercolors from their tubes, with one teaspoon of water into separate salsa-type cups. From the cups, she poured a bit of yellow and blue onto her paper and, using a bendable straw, blew the two colors together.

She added the red in strategic spots and continued to add and move color around by blowing onto them, finger painting, and using a spray bottle. We each did a practice piece and then, on a new sheet with drawings as a guide, started our final pieces. Responses heard around the room were, “ooh, wow” and, “this is so much fun.”

Michelle used a brush to demonstrate the next steps on a dried piece, saying “put the background in and the flowers will pop in the foreground.” We learned new ways of capturing hard and soft edges to allow the sunflowers to emerge through negative painting.

Rose West



2022 Fall Convention in Salem

Reviews of Breakout Sessions for the 2022 Fall Convention ... continued

Paint Out at Salem's Riverfront Park Plein Air Painting with Kim Smith 1. 2. 3.

Kim Smith shared her knowledge of these three processes:

- How to organize the equipment needed for Plein Air painting in order to be efficient, portable, and supportive of the needs of watercolor painting.
- How to narrow a scene into a focused, exciting, and simplified version of the complexities in nature.
- Basic techniques needed in plein air painting, including how to establish a horizon line, block out shapes, and determine the direction of light and shadow areas.



Finally, she discussed how to use the basic elements of art to support the focus of interest and deliver a completed painting in a short period of time.

Alexandra Coogan

Creating a Digital Sketchbook with Elizabeth Zimmerman

Our time with Linda Kemp during this Convention was all about **design**. She spent much of the weekend (and her workshop) showing us how to improve our paintings with many tools to help us create dynamic design as we paint.

During *Creating a Digital Sketchbook*, Elizabeth Zimmerman taught us how to use Procreate, a powerful app available for iPad tablets, as a means to help us design or redesign our paintings while they are in progress.

Elizabeth showed us how to insert an image into Procreate (we can use the painting we are working on) and begin to use the powerful properties of the app to apply changes we envision to create a better painting without messing up our own painting in the process.

Best of all, Elizabeth promised those who were interested that she would offer further classes about using Procreate!

Chris Stubbs



Reviews of Breakout Sessions for the 2022 Fall Convention ... continued

Tempting Trees with Alisha Whitman

Alisha began her breakout session by telling us a bit of her background and how trees inspire her. One of her talents is making trees look interesting and unique.

Her mantra: Simplicity, Movement and Variety. She says that getting the basic shapes down first is half the battle. Don't over complicate or make it predictable and be careful to not cover up all the magic that happens when creating with watercolor. One of Alisha's individual techniques that makes her paintings enjoyable is to combine collage type cutouts of her trees and incorporate them into her backgrounds to pull the trees forward, creating a stunning 3D effect.

Because art history is a passion for Alisha, she introduced us to her most loved artists and explained how many of her techniques are a direct representation of what she has learned by studying those artists. Here are a few of those inspirational artists:

Emily Carr - *simple shapes and textures*

Lawren Harris - *contrast light and dark*

Gustav Klimt - *peaceful, stillness, and good at repeating*

Franklin Carmichael

Tom Thompson

And many others.


It was evident to me that Alisha's dedication, practice, and expertise have made her the artist she is today.

Beth Schilling



Dynamic Value Studies with Liquid Charcoal

Tara Choate led us in interesting new directions during her class on *Liquid Charcoal*. We learned a lot through a variety of exercises meant to explore this versatile medium. We studied value, line, and shape, and we experimented with both subtractive and additive techniques. We were led through four challenging exercises and our results were most interesting! Thanks, Tara, for a very well organized and fun session!



Dona White

(continued on page 26)

Reviews of Breakout Sessions for the 2022 Fall Convention ... continued

Beauty and the Beach with JoAnn Pari-Mueller

JoAnn brought and shared feathers, driftwood, seaweed, shells, rocks, and stones which had been collected from the Oregon Coast and used as subject matter for the many paintings she presented. Two authors, Sarah Lugg and Josie Iselin, had helped launch her enthusiasm for painting found objects.

JoAnn selected several pieces and demonstrated how she would arrange them in a layout for the most pleasant composition. She pointed out that we would need to determine how many pieces to use, the format (horizontal, vertical, or diagonal), the various ways to group objects, and whether to use a white or colorful background.

We enjoyed seeing JoAnn's treatment of her five objects with the highlight being how she painted double shadows. We observed that with two light sources there were two shadows; a smaller darker one closest to the object and a lighter, larger one with a soft edge as it gets further from the subject.

JoAnn was so well prepared, generous, and enthusiastic that we all left loaded with treasures from the beach and a new appreciation of how we could render their beauty in our watercolor paintings.

Susanne Mitchell



Mixing Media on a Water Media Panel with René Eisenbart

The focus of this Breakout Session was to create a painting on a Water Media Panel, a birch panel coated with acrylic which creates a soft textured surface. Any medium and paint can be used on a Water Media Panel.

In this session, René demonstrated the following:

- How to paint over existing paint.
- How to sand the surface of the panel, creating a surface more like hot press paper.
- How easily paint can be lifted and edges softened.
- How to scrape and scratch without damaging the paper.
- How to use white acrylic ink.
- How to apply many layers.



2022 Fall Convention in Salem

Reviews of Breakout Sessions for the 2022 Fall Convention ... continued

In addition, René increased our knowledge of numerous products and the effects they create. She challenged us to mix and match these products and ideas to create interesting and successful art.

Sandy Wood



Notan, No Problem with Beth Verheyden

Beth demonstrated the power of darks and lights in our paintings and how balancing the two effectively can make or break a composition.

The group made simple line drawings from the paintings of well-known masters and practiced the Asian art of Notan to show the areas of dark and light in order to establish a strong composition. Using N10 Copic sketch pens, students marked out the darkest areas of their chosen image to see the shapes emerge.

Through the use of a value scale, students were able to determine values 1-4 as the lightest, values 6-10 as the darkest; and that value 5 could go either way depending upon the image. Using the pen to mark out the darker values allowed us to see the shapes present and how the composition could be improved.

We learned a very helpful technique that was a great complement to Linda Kemp's critiques.

Sherree Rodriguez



2022 Fall Convention in Salem

Matching Efforts for the Salem Convention and Workshop

This year I tried to resurrect an old WSO custom of members providing home stays to other members attending the 2022 Fall Convention in Salem. I expanded the cooperative notion to include ride sharing and sharing rental rooms. Published articles in the *Watermark* and the WSO website were used to generate interest and participation.

As a result, I received a few emails of encouragement and interest in the matching program, along with about five emails seeking to share rides and accommodations. Some members expressed encouragement of the matching concept but arranged their own sharing privately. I was able to match one pair who rented accommodations together. There were no offers for hosting in a home.

My intention in Matching was to encourage participation in conventions and workshops, and welcome newer members. Help and encouragement of one painter to another can make the difference between attending or staying at home. (Everything seems easier with the support of a friend.) The physical demands of driving and navigating unknown roads alone may prevent some from participation in an unknown area. The financial barriers to attendance can be reduced by sharing the cost of driving, and/or the cost of renting accommodations.

I hope that the idea of sharing catches fire. Share your time, your skills, your laugh.

Sue Burgott

Negative Painting Addicted - A Workshop with Linda Kemp

Linda teaches how to simplify design by using negative painting. Although negative painting can be challenging if you have never done it before, it forces us to concentrate on shapes. Instead of painting the objects themselves, she paints the spaces around them. One of Linda's mottos is that shapes and edges tell the story! She paints around shapes first (such as a leaf) and then adjusts the shapes (such as the serrations). She then develops depth by painting more negative layers as they recede into the background. These distant objects begin behind her earlier shapes and extend outward as the next layer. For a landscape painting, Linda begins by negatively painting the objects closest to her (the foreground).

Linda talked about families of shapes. There are circular shapes and curved lines. Secondly, there are triangle shapes and diagonal lines. Lastly, there are square or rectangular shapes and straight lines. She demonstrated a terrific way to place tracing paper over a photo and mark the shapes. This not only allows us to improve on the size and design of the shapes, but also gives us the opportunity to use one family of shapes and (continued on page 29)



2022 Fall Convention in Salem

Workshop with Linda Kemp ... continued

lines to create a particular style.

Linda also talked about color, especially about using “families” of color. Colors have three properties that contribute to design: hue, value, and intensity (purity). She begins with a few colors and continues using these same colors throughout the painting. She encouraged doing a painting three times, each time using one of these properties throughout. This creates harmony and unity within a painting.



Linda's passion for painting is contagious. She is a true encourager. She believes that each painting is successful if she learns something in the process. If you have never taken a workshop from Linda, you might want to consider it. You will learn a lot and have a ton of fun in the process!

Debbie Loyd

A Big Thank You to All

Thank you to everyone who helped plan and execute the 2022 Fall Convention and Watercolor Exhibition. Since I took the role as Convention Chair just six months before the convention date, it was a big endeavor.

I want to specifically thank the coordinators who helped me manage to be the Convention Chair without any Co-chairs:

- Meet and Greet – Barbara Folawn
- Artists' Reception – Susan Hartson and Kara Pilcher
- Breakout Sessions and Juror Critiques – Tara Choate
- Vendor Fair – Sharon Rackham King and Jean Dupré
- Breakout Session Instructors
- AV Team – Ken Cramer and Del Moore, with wives Cathy and Dorothy, who went above and beyond to make technology work for us.
- Registration – Barb Sulek, who helped in registration and in so many other ways.
- Convention Director – Linda Burgel, who answered so many questions and was always available.

There are many others who pitched in to help with tarps, table coverings, and other needed tasks. Your help was vital and appreciated.

Last, but not least, a sincere thank you to all of the members and friends who registered and attended one or more event. It was you who made our 2022 Fall Convention and Watercolor Exhibition such a success!

Jean Lea, 2022 Fall Convention Chair

2022 Fall Convention in Salem



Thanks to Our Vendors

One of the many excellent features of an in-person WSO convention is shopping at the Vendor Fair. We're grateful to Salem businesses Art Department and American Easel (americaneasel.com) for bringing an outstanding array of art supplies, discounts, giveaways, and great service for members to enjoy.

Keep the good times rolling by shopping online at artdepartmentsupply.com using coupon code wso20 to save 20 percent!

Please join us in Bend this spring as we welcome back Layor Art and American Easel among other vendors. Let's also warmly welcome incoming Vendor Chair, Jean Dupré! I'd like to thank you all for an enjoyable five years serving in this position.

Sharon Rackham King, Outgoing Convention Vendors Chair



Images from Business Meeting



Winnie Givot and Linda Burgell.



Introducing the incoming WSO Board of Directors.



Mary Jo Vranizan excitedly showing WSO Members a preview of Bend

2022 Fall Convention in Salem

Images from Juror's Critique and Demo



Juror Linda Kemp demonstrating working with building shapes.



Juror Linda Kemp using water and gravity in her demo.



Juror Linda Kemp critiquing a piece from a critique session.



Juror Linda Kemp's finished demonstration painting.

2023 Spring Convention in Bend



2023 Spring Convention in Bend, Friday, April 14 - Sunday, April 16 "An Artist's Playground"

We are thrilled to have the 2023 Spring Convention returning to Central Oregon, where it is truly "An Artist's Playground." As one enters the region there is a feeling of expansiveness, geological wonder, sunshine, and blue sky. Nature has no boundaries and creativity has no limits. The spring convention will be a match of playfulness and nature in ways that will delight and satisfy your soul.

Riverhouse on the Deschutes Hotel and Convention Center will host all the events except the Exhibition, which will be held at the Rotunda Gallery in the Barber Library on the Central Oregon Community College campus. Due to pandemic-related staffing reductions, the gallery is closed on Saturdays; therefore the Exhibition, Meet and Greet, and Artists' Reception will all be combined and take place on Friday afternoon.

Online registration for the 2023 Spring Convention opens February 25, and closes March 18, 2023. Registration instructions and links will be published in the February *Watermark*.

Our juror Vera Dickerson holds an MFA degree in Painting and American Art from American University. Her five-day workshop, "Integrating Pattern, Color, and Design," will run from Monday, April 17 - Friday, April 21. The focus will be on developing and creating a mixed media collage that merges both the emphasis on water media for the spring convention and our theme of "playing." See Vera Dickerson's full bio, workshop description, and registration information on [page 35](#).

Mary Jo Vranizan, 2023 Spring Convention Chair



Bend is "An Artist's Playground."



Convention Center in Bend.



Rotunda Gallery.

2023 Spring Convention in Bend

Things to Do in Bend

Central Oregon is not only a destination for art lovers but also a mecca for outdoor recreation, exciting dining experiences, beer tasting, shopping, and soaking up the invigorating culture and trends of the town of Bend. Stroll the inner-city trails along the Deschutes River, shop in the Historic Mill District, or visit numerous art galleries. Rent or bring cross-country gear or snowshoes, and explore trails just minutes away from downtown. There is so much to see and do you may need a few extra days to relax and play before or after the conference.

Central Oregon Visitor Guide:

<https://visitcentraloregon.com/>.

Bend Visitor Guide:

<https://www.visitbend.com/plan-a-trip/visitor-guide/>.



Historic Mill District.



Mirror Pond, downtown Bend.



Tumalo Art Gallery.

2023 Spring Convention in Bend

2023 Spring Convention Breakout Sessions

Beth Verheyden	Let's Get Moving
Chris Stubbs	Animal Portraits
Judy Hoiness	A Few New Techniques Can CHANGE EVERYTHING #2
Molly Freitag	Forest for the Trees: Exploring the Freedom in Gestural Painting
Winnie Givot	Learn to Draw, Learn to See
Liz Walker	Creating New Works from Old Paintings
René Eisenbart	Go Travel – Make Art!
Vera Dickerson	Juror Critique #1 and #2
Michelle Lindblom	Live Demo Painting – Responding to Music

And more to come!

2023 Spring Convention Schedule of Convention Events and Juror Workshop

April 14 (Friday)		April 16 (Sunday)	
1:00 – 4:00 pm	Hospitality Team Welcomes Members and Guests	9:00 – 10:45 am	Business Meeting
3:00 – 4:00 pm	New Member Orientation	11:00 am – 1:00 pm	Juror Demonstration
4:00 – 6:00 pm	Exhibition and Artists' Reception	April 17 – 21 (Monday – Friday)	
April 15 (Saturday)		9:00 am – 4:00 pm	Juror Workshop with Vera Dickerson
8:00 am – 4:00 pm	Hospitality Table Open		
8:00 am – 4:00 pm	Vendor Fair		
9:00 am – 4:00 pm	Breakout Sessions		
6:00 – 7:00 pm	Pre-Banquet Social Hour		
7:00 – 9:00 pm	Awards Banquet		

2023 Spring Convention in Bend

Juror Workshop: Integrating Pattern, Color, and Design with Vera Dickerson *Monday, April 17 - Friday, April 21, 2023*

This five-day mixed media class will begin with color and value studies and the practical exercise of making collage papers as the first steps to planning and designing the paintings. Vera will show how to create lovely grays and neutrals, a range of patterns, rich mid-values, deep dark hues, rounded shapes, and sharp angular shapes as a part of your painting surface. You'll then incorporate and integrate your collage papers onto a painted surface.

Vera will demonstrate how to construct a strong, connected composition, how to break many of the "rules" of artmaking, and take chances that make your art memorable and personal. It is all about composition, color, value, line, and shape. Color has strong emotional impact, but is much more effective if played off neutrals. Discussion topics include how to choose and mix colors, with lots of short demos and some relaxed critiques led by this award-winning instructor.

In addition to collaging patterned papers, time will be spent applying and modifying stenciling on the substrate. Stencils can look quite obvious, so it is helpful to find ways to integrate the repeated patterns.

Subject matter is the choice of each artist, so participants are free to paint figure, landscape, still life, abstract, or non-objective work. Vera's own work ranges from recognizable figures in a geometric space, to totally non-objective compositions—often using the same collage elements. Whether you are a beginner or an experienced artist, you will benefit from this hands-on workshop, gaining a new perspective on how to build and design a better painting.

About the Instructor

Vera Dickerson will be coming to Oregon from her home near Roanoke, VA. She has an MFA degree in Painting and American Art from American University and has taught various studio and history courses for most of her career. In 1990, she and two friends founded The Studio School, a non-profit art school, in Roanoke. That same year she and her husband started Sketchbook Tours, taking groups of artists abroad for painting and touring trips. Vera continues to study with other artists and also knows that she learns from all of her students. In an (continued on page 36)



Workshop location.



Juror and Workshop Instructor, Vera Dickerson



"You Are Always On My Mind" by Vera Dickerson

2023 Spring Convention in Bend

Juror Workshop ... continued

energy-filled atmosphere, the excitement of making art benefits everyone.

Vera is listed in *Who's Who in American Art* since 1987, and *Who's Who in American Women*. She is a Signature Member of AWS, NWS, Southern Watercolor, Virginia Watercolor, and Baltimore Watercolor associations; and has taught workshops across the country and Europe. Her work has appeared in several publications and periodicals such as *Palette*, as well as an issue of *Ireland of the Welcomes*. Visit her website and gallery at: <http://www.veradickerson.com/>.

Location

The workshop will be held in the Brooks Room at Trinity Episcopal Church, located at 469 NW Wall Street in downtown Bend. We will offer coffee, tea, and water each day. You may bring your own food and beverages on-site or choose to visit any of the numerous eateries within walking distance for lunch breaks.

Registration

The fee for the five-day workshop is \$500 for WSO Active, Lifetime, and Subscriber Members. Online registration opens for Active and Lifetime Members on **November 1**. Subscriber Members and non-WSO members are welcome to register beginning **December 16**. There is an additional \$35 fee for non-WSO members (which covers WSO Subscriber Membership dues for 2023). If the workshop is full, consider adding your name to the waitlist. Link for workshop registration:

<http://events.constantcontact.com/register/event?llr=nn4zanuab&oeidk=a07ejfo723f9303aff>.

Workshop Cancellation Policy

Cancellations will be accepted no later than April 3 (14 days prior to the beginning of the workshop). Cancellations made after April 3 will be refunded if the spot is filled with a replacement participant. Exceptions may be made in the event of serious illness, accident, or death in the family. All refunds, less a \$25 processing fee, will be mailed after the workshop.

Mary Jo Vranizan, 2023 Spring Convention Chair

Where To Stay in Bend

Convention headquarters will be at **Riverhouse on the Deschutes Hotel and Convention Center**, located at 3075 N Business 97, Bend, OR 97703. Reservations: (866) 453-4480. Website: <https://www.riverhouse.com>.

When making your reservation, mention the Watercolor Society of Oregon to get the group rate of \$179.00 per night. Please make reservations as soon as possible as they will fill quickly. The WSO room block will be released on March 15, and rates will return to retail value. Currents Restaurant is located on-site and parking is plentiful and provided at no charge. The convention center is connected to the hotel via an underground walkway that takes about five minutes door-to-door.

A few of the other nearby hotels include:

Shilo Inn Suites Hotel: (541) 389-9600. <https://www.shiloinns.com/shilo-inns-bend>

Red Lion Inn and Suites on the Deschutes: (541) 388-4114.

<https://www.redlion.com/red-lion-inn-suites/or/bend/red-lion-inn-suites-deschutes-river-bend>

McMenamins Old St. Francis School Hotel: (541) 382-5174.

<https://www.mcmenamins.com/old-st-francis-school>

See the Visit Bend website for more lodging options: <https://www.visitbend.com/plan-a-trip/visitor-guide/>. Stay tuned for more information on the "homestay" option.

2023 Spring Convention in Bend

Online Exhibition Submissions Update

Changes to the Online Entry Form for WSO Exhibitions

When you submit your painting for the 2023 Spring Exhibition, you will find that the entry form has changed. The entry form will include four boxes for the entering artist to check.

- ☐ This painting is original in its concept, composition, and design, and is my creation. (The definition of original is, "Created directly and personally by a particular artist, not a copy or imitation.")
- ☐ I have painted this piece since February 1, 2021 (two years before the entry deadline date).
- ☐ This painting has not previously been juried into any WSO exhibition.
- ☐ I am an Active or Lifetime WSO Member with a residence in Oregon and 2023 dues paid.

The first box is most important. You, the artist, must consider whether or not your painting is original, defined as, "Created directly and personally by a particular artist; not a copy or imitation."

For instance, if you are using another's photo as a reference, have you copied the concept, is your painting about the same thing as the photo, or is it about something else? What about the composition and design? Have you created a painting with a different composition, or is yours the same as your reference?

Can you cheat? You probably could. But our desire for WSO exhibitions is for them to showcase what it means to be an artist. We want original and creative work. You can go to the internet and find copies of pretty much everything.

Copying Art

When you copy another person's artwork, including photographs, your copy is not an original; it is a copy. But, you say, I painted it; doesn't that make it an original? Whoever took the photo decided on viewpoint, composition, lighting, how much to zoom in or use a wide angle, and what the image is about, etc. So no, your painting is not an original. The definition of original is, "Created directly and personally by a particular artist, not a copy or imitation."

Copying another's art is a fantastic way to learn what another artist did to create a painting. It is a time-honored tradition at the Louvre and many other museums. But the painting you created by copying someone else's work, no matter how good, is not original.

Using another person's photograph as a jumping-off point to create something that is uniquely your own is different than using the concept, composition, or design directly from their photo.

Consider this example: On the left is a photo that my husband took. He was delighted that I wanted to paint it and readily permitted me to use it. On the right is my painting. Although the technique I used was pouring, and although I did lots of work to make the painting succeed, I copied his photo, including the composition and the inspiration for the photo. While it's a pretty good painting, and I did make some



changes, I cannot enter it in a WSO exhibition.

I could submit it to other shows with different requirements. And I can sell it (continued on page 38)

2023 Spring Convention in Bend Online Exhibition Submissions Update ... continued

because I have the photographer's permission, but the concept—the reason he snapped the photo—and the composition were my husband's, not mine.

For WSO exhibitions, your art needs to be original with your ideas and composition. If you see something that inspires you to paint it, and personally take the reference photo, you may certainly copy that and enter it into a WSO exhibition, as you chose the composition, viewpoint, lighting, etc.

But another person's photo? No. Please, no copying another's photo for entry into a WSO exhibition. But if you use their photo as a reference for something you want to express and then make your own? Yes, go for it. That painting would be original and could be entered.

I hope you can see the difference.

Winnie Givot, Past President

Prospectus

2023 Spring Experimental Exhibition Prospectus

Exhibition runs April 14 - May 26, 2023

Rotunda Gallery, Barber Library at Central Oregon Community College, Bend, OR

Online Entries Open: December 1, 2022

Online Entries Close: February 1, 2023 at 8:00 pm

ENTRY INSTRUCTIONS, RULES, and ARTWORK REQUIREMENTS:

1. MEMBERSHIP

You must be an Active or Lifetime WSO Member with a residence in Oregon, with 2023 dues paid to enter. To renew your membership, go to: <https://watercolorsofcolorado.com/membership/>.

2. ENTRIES

- A.** A maximum of two images may be submitted. Only one image by any one artist may be selected by the juror.
- B.** Artwork must be completed within two years prior to the submission deadline.
- C.** Artwork must not previously have been juried into any WSO exhibition.
- D.** All submitted artwork must be for sale. All prices are final and cannot be changed. Keep in mind sales commissions at some galleries may be as high as 50%.
- E.** All insurance is the responsibility of the artist.
- F.** By entering the exhibition, you grant WSO the right to use your image for publicity purposes and to display the image on its website.

3. ORIGINALITY

- A.** All work must be original in its concept, composition and design, and must be the creation of the artist. Original means "Created directly and personally by a particular artist; not a copy or imitation."
- B.** If you use your own photograph as reference, you may copy it. If using another person's photograph, you may not copy its primary elements (concept, composition, or design). You may use it as a jumping-off point to create something uniquely your own or as a reference for adding details to your painting.
- C.** Artwork may be critiqued by a teacher and/or critique group and must have been executed without step-by-step instruction.
- D.** Artwork may not be altered once the image is submitted, with the exception of adding the artist's signature.

4. MEDIUMS & SUBSTRATES

Three-Dimensional Substrates

- A.** Any archival, three-dimensional board, cradle board, panel, or canvas can be used.
- B.** If canvas is used, it must be gallery wrapped and may be a watercolor or regular canvas.
- C.** On all three-dimensional surfaces (cradle board or canvas), all exposed edges must be finished with paint with no staples or other hardware visible.
- D.** On cradle board, works painted on paper and adhered to the cradle board are acceptable.
- E.** Paint applied directly to the surface of the cradle board is also acceptable.
- F.** Depth must be 2" or less.

(continued on page 39)

Prospectus ... continued 2023 Spring Convention in Bend

- G.** All surfaces must have a waterproof coating or protective sealant.
- H.** Framing is optional for all three-dimensional surfaces (cradle board or canvas).
- I.** If framing is chosen:
 - i. All frames must be matte black metal, free from scratches and dings.
 - ii. Maximum depth (thickness from front to back) is 2".
 - iii. Plexiglass is optional, however if used it must be clean and free from any smudges and scratches. No standard glass is permitted.
 - iv. Clips to hold the painting securely in place must be used, if needed.
 - v. A secure wire for hanging is required.
- J. Minimum** outside dimensions are 256 square inches (height x width of outside of frame, cradle board, or canvas).
- K. Maximum** outside dimensions are 1200 square inches (height x width of outside of frame, cradle board, or canvas).

Two-Dimensional Substrates

- A.** Any treated or untreated archival board or paper including BUT NOT LIMITED TO: Aquaboard, Clayboard, Illustration Board, Yupo Paper, Tyvek Paper, Watercolor Paper, Rice Paper, Silk Paper, or Rag Paper are acceptable.
- B.** A waterproof coating or protective sealant is acceptable and optional.
- C.** Mats are optional. However, if used they must:
 - i. Have clean, sharp cut edges and corners.
 - ii. Be single or double white or off white mats only. (Any liner must be the same color as the outer mat – white or off white - and must be 1/2 inch or less.)
 - iii. Have no markings of any kind, including but not limited to signatures, paint, pencil, ink and titles.
 - iv. Cut mats must show the same image that was submitted on the entry form.
- D.** A frame is required.
 - i. All frames must be matte black metal, free from scratches and dings.
 - ii. Maximum depth (thickness from front to back) is 2".
 - iii. If the painting is varnished, plexiglass is optional; however if used it must be clean and free from any smudges and scratches. No standard glass is permitted.
 - iv. Clips to hold the painting securely in place must be used, if needed.
 - v. A secure wire for hanging is required.
- E. Minimum** outside dimensions are 256 square inches (height x width of outside of frame).
- F. Maximum** outside dimensions are 1200 square inches (height x width of outside of frame).

5. MEDIA:

- A.** Paintings executed in traditional watercolor on paper ARE acceptable.
- B.** All water-media are acceptable and are defined as media that can be diluted with water when applied.
- C.** Media other than water-media are acceptable but are limited to no more than 20% of the painting.
- D.** Collage may be used with no percentage restrictions, following these guidelines: All collage materials must be the original design of the artist, executed on an acceptable substrate (as mentioned above), and using acceptable media in the percentages described above. Found items such as text clippings, computer-generated art, or documents are not permissible.
- E.** Water-based monotypes (one pull from a plate) are acceptable.

6. PROCEDURE

- A.** All accepted artworks must be available to hang in the exhibition. They can be shipped to a designated location or hand delivered to the exhibition location.
- B.** Artists who do not make an accepted artwork available for the exhibition will not be allowed to enter WSO exhibitions for two years.

7. HOW TO ENTER

- A.** Images must be in jpg format and sized at 1200 pixels on the longest side. (Please note: you are no longer required to set your image at 300 dpi.)
- B.** Name your image as follows (example): SmithMary-GoneWithTheWind.jpg. (Please note: Do not use special characters in the file name when submitting the image.)
- C.** Submit entries on the WSO website at: <https://watercolorssocietyoforegon.com/wsoentry/>.

FOR ADDITIONAL IMPORTANT INFORMATION ABOUT YOUR ONLINE ENTRY,

VISIT THE WSO WEBSITE AT: <https://watercolorssocietyoforegon.com/shows-exhibitions/online-entry/>.

2023 Spring Experimental Exhibition Calendar

December 1 (Thursday)	Online painting submissions open
February 1 (Wednesday)	Online painting submissions close
April 12 (Wednesday)	Shipped paintings must arrive no later than April 12 (Please allow plenty of time for delivery) Ship to: Linda Burgel (Her address is available in the <i>Membership Roster & Handbook</i>)
April 13 (Thursday)	10:00 am – 2:00 pm Hand deliver paintings to: Rotunda Gallery, Barber Library at Central Oregon Community College, 2600 NW College Way, Bend, OR Hanging of paintings will go from 2:00 pm until completed
April 14 (Friday)	9:00 – 11:00 am Judging of paintings at Rotunda Gallery
April 14 – 16 (Friday – Sunday)	2023 Spring Convention Weekend
April 14 (Friday)	4:00 – 6:00 pm Exhibition and Artists' Reception
April 14 – May 26	Exhibition hangs at Rotunda Gallery
	*Note: Barber Library is currently closed on Saturdays
May 26 (Friday)	Painting pickup: Barber Library, COCC Campus

Looking Ahead

We have completed two live Conventions and our time in Salem felt like we are returning to a more "normal" pattern for WSO. Jean Lea arranged a full weekend and chaired the workshop with Linda Kemp. If you couldn't attend the convention, I hope you signed up for some breakout video sessions!

Now we are looking ahead to Spring 2023 and beyond. Mary Jo Vranizan is our Chair for the Spring Convention and Exhibition in Bend, and you will find much more information about that elsewhere in this *Watermark*. Our juror will be Vera Dickerson.

Fall 2023 is scheduled again in Salem. While we have a potential Co-chairperson, she wants to work with a team. If you are interested in helping, please contact me, Linda Burgel. My contact information can be found in the *Membership Roster & Handbook*. Expect me to contact you if I have not already done so!

Coming up:

Spring 2023:

Juror: **Bend**
Vera Dickerson
<http://www.veradickerson.com>
Convention: April 14 - 16
Workshop: April 17 - 21
Convention Chair(s): **Mary Jo Vranizan**

Spring 2024:

Juror: **Tentatively in Grants Pass**
Keiko Tanabe
<https://www.ktanabefineart.com>
Convention: April 5 - 7
Workshop: April 8 - 12
Convention Chair(s): **Tentative co-chairs Katherine Abdun-Nur and Tracy Frederickson**

Spring 2025:

Juror: **Location TBD**
Jean Pederson
<https://www.jeanpederson.com>
Convention: April 4 - 6
Workshop: April 7 - 11
Convention Chair(s): **Needed**

Fall 2023:

Juror: **Salem**
Trish McKinney
<https://www.trishmckinney.com>
Convention: October 6 - 8
Workshop: October 9 - 13
Convention Chair(s): **Needed**

Fall 2024:

Juror: **Salem**
Iain Stewart
<http://www.stewartwatercolors.com>
Convention: October 4 - 6
Workshop: October 7 - 11
Convention Chair(s): **Needed**

Fall 2025:

Juror: **Salem**
Lian Zhen
<https://www.lianspainting.com>
Convention: October 3 - 5
Workshop: October 6 - 10
Convention Chair(s): **Needed**