

# Watercolor Society of Oregon's *Watermark*

[www.WatercolorSocietyofOregon.com](http://www.WatercolorSocietyofOregon.com)


Vol. LV, No. 2

May 2022



**Sign up for  
Juror Linda Kemp's  
4 Day Workshop!**

Learn more about the  
Workshop on pages 39 - 40



Watercolor Painting by Linda Kemp

**Watermark has a NEW  
look and content!**

Learn more about it on page 4

**Learn more about  
Volunteering for WSO**  
on page 14

**2022 Fall Watercolor  
Exhibition Prospectus**

Learn more on page 38

*"Sparkle and Shine"*  
*in Salem*

**Fall Convention**

**OCTOBER 7 - 9, 2022**

See more on pages 35 - 37

**2022 Spring Convention  
Breakout Sessions in Review**

Read more on pages 22 -27



# Watermark

**Watermark** is the newsletter of the Watercolor Society of Oregon and is published quarterly in February, May, August, and November.

**WSO is a 501(c)(7) as determined by the IRS.**

**WSO PRESIDENT:**  
Winnie Givot

**NEWSLETTER CO-EDITORS:**  
Leslie Dugas

Karen Kreamer

Send articles and images that are of general interest to the WSO membership to the editor via email and file attachments. The due date for the August issue of *Watermark* is July 15, 2022.

**NEWSLETTER DESIGN & ADVERTISING:**

**DESIGN:**  
Elizabeth Zimmerman

Send advertisements and payment to:  
Western Rose Studios  
Attn: Elizabeth Zimmerman

**ROSTER CHANGES:**  
Jan Premo

**NEW MEMBER INFORMATION:**  
Liz Walker



**WATERCOLOR  
SOCIETY OF  
OREGON**

# In this Issue

President's Message .....	3
Editor's Page .....	4
WSO News Roundup .....	5
Collective Wisdom .....	6
Members' Gallery .....	7
Outstanding Service Award - Call for Nominations .....	8
WSO Year-at-a-Glance .....	8
More Value! More Color! .....	9
Roster Updates and Renewal Reminders .....	10
New Active Members in 2022 .....	10 - 11
Feature Article: Plein Air Painting in Oregon .....	12 - 13
Historian .....	13
Volunteering for WSO .....	14
So How Are Awards Funded? .....	15
We Are All in This Together - WSO 100 Club .....	16 - 17
Worth Sharing .....	17
In Memoriam: Kris Preslan .....	18
In Memoriam: Ron Spears .....	19
Wow! It finally happened! .....	20 - 21
2022 Spring Merit Awards .....	21
2022 Spring Convention Breakout Sessions in Review .....	22 - 26
Photos from Breakout Sessions .....	26 - 27
2022 Spring Convention Photos .....	28 - 29
Michael Holter Workshop .....	30 - 31
Thank You Spring WSO Convention Vendors! .....	32 - 33
2022 Spring Convention Thank you to Volunteers .....	33
Looking Ahead .....	34
Online Registration for 2022 Fall Convention Events .....	35
WSO 2022 Fall Convention - Sparkle and Shine in Salem .....	35 - 37
Fall Exhibition Calendar .....	37
2022 Fall Watercolor Exhibition Prospectus .....	38
Breakout Sessions with Instructors .....	39
Linda Kemp, Negative Painting Addicted – Watercolor Workshop .....	39 - 40
Lodging in Salem .....	41
Kudos .....	42 - 43

A little note from Elizabeth: Click on any of the above articles, and you will be directed to that exact page! And to get back to this page click on any *Watermark* on the top of a page.

A big *Thank you* to our supporters and advertisers

Eric Wiegardt Winnie Givot  
Robert Burridge René Eisenbart  
M. Graham Paints Ruth Armitage  
Village Gallery of Arts Merri Artist

Click on an advertiser (above) to see their ad and click on their ad to be redirected to their website!

Would you like to advertise in *Watermark*?

Click here to download Ad Reservation Form and details.

And we can't forget another big *Thank you* to the *Watermark* Editing Team: Susan Escobar, Kathryn Oliver-Garnett, Ken Lundgren, Ilana Hoffman, Leslie Dugas, and Karen Kreamer.



# Being an Artist

" Being an artist means to live from the soul ----  
to see, to hear, to touch  
to breathe in the beauty around us  
to put it down, to sing it out  
to dance its rhythms and rejoice."

- Judy Buswell Marshall, WSO Member



## President's Message

It is an honor and privilege to be your President. When I agreed to take on the presidency, I had no idea of the challenges, excitement, and responsibility that have been part of this position. Nor did I realize the extent of the amazing things that are done by the many volunteers who make up WSO. Think about it: who organizes the numerous Breakout Sessions? What about membership - who keeps track of us? How does the roster come about? Who makes sure that the *Watermark* isn't full of typos and that the articles make

sense? And who writes all those articles? The list goes on and on. I am simply astounded by all that we do. I am so grateful for those of you who volunteer, sharing your skills and benefiting from the involvement. You make WSO and our exhibitions and conventions possible.

WSO exists to help us to become better painters. There are the Conventions, of course, which were sorely missed during 2020 and 2021, but WSO offers other ways to help us learn and become better artists. At critique groups, we share our paintings, where we find what works and receive feedback on improving them and making them even better; or perhaps we watch, listen, and learn. WSO sponsors Critique Group Workshops, two Juror's Workshops, and two Menucha Workshops each year.

And especially, we learn when connecting with others who love to paint as we do, no matter what our skill level. What pleasure! WSO gives so much, and I am grateful.

Winnie Givot, WSO President

# ERIC WIEGARDT

VISUAL PLEASURE FOR GENERATIONS

AWS-DF, NWS

## WORKSHOPS

### ONLINE

MONTHLY PAINT-ALONG  
WEEKLY COMPOSITION CLASS  
WATERCOLOR WORKSHOPS

### 2022 PLEIN AIR

#### DESTINATIONS

JUNE - SAN JUAN ISLAND, WA  
JULY - LONG BEACH, WA  
SEPTEMBER - GHOST RANCH, NM

[www.ericwiegardt.com](http://www.ericwiegardt.com)

360.665.5976

[watercolors@ericwiegardt.com](mailto:watercolors@ericwiegardt.com)





## Editor's Page

Spring is in the air, and summer can't be far behind. We have experienced our first in-person convention since Fall, 2019 (over two years ago!). It's a time of joy, celebration and new ideas.

How do we reconnect? We've certainly had a jump start in Hillsboro, seeing each other in person, mingling and attending events face-to-face. For the last few months, the *Watermark* Editing Team has been thinking about connection – with each other and with WSO members. We've come up with some ideas we're presenting as new articles in this issue of the *Watermark* that we hope will engage and inspire you. We're excited about our new direction, and hope you'll enjoy our new offerings.

First of all, you may notice a little less focus on the "nuts and bolts" of WSO operations. The "Board Action Report" will no longer be published in the *Watermark*. For those who wish to know what happened in the latest Board Meetings, the minutes will be available on the WSO web page. Each issue may not have full articles by some Board and Committee members. Some may contribute shorter reports to a compilation, the "WSO News Roundup," page 5. In addition to our Convention articles, the President's Message, Kudos and other articles, we're introducing "Collective Wisdom," where members can share tips and tricks, favorite podcasts, tidbits from workshops they've taken, and other experiences, page 6. There's the "Members' Gallery," for members to send in images of paintings reflecting a theme we post in the previous *Watermark*, as seen on page 7. Each issue will have a "Feature Article" about a timely topic of interest for members; this month, our feature article is about plein air painting in Oregon just in time for summer, pages 12-13. In "Worth Sharing," we reprint an article or blog post from the past that's too good to miss, page 17. We'll post opportunities for volunteers, page 14, and the "Year-at-a-Glance" to help you plan ahead, page 8.

We're looking for your feedback! Let us know what you like about the *Watermark* and what you want to see in future issues. Is there something you'd like to see covered in a Feature Article? Have you read an article or blog post that was especially helpful to you that can be reprinted in "Worth Sharing?" Contact the *Watermark* Co-editors Karen Kreamer and Leslie Dugas. Their contact information can be found in the *Membership Roster & Handbook*.

*Karen Kreamer, Watermark Co-editor*

### Stay Home Paint Online with Bob



#### EASY.

- Zoom Painting Lessons
- Art Marketing Workshops
- Special One-on-One Critiques
- Weekly BobBlast Subscription



#### And Now! The New Burridge eWorkbook

Go to [RobertBurridge.com](http://RobertBurridge.com)





# WSO News Roundup

Starting with this issue of the *Watermark*, the News Roundup brings you a compilation of important WSO news items in a "short and sweet" format.

## Logo Merchandise

Sales went well at the 2022 Spring Convention. We sold about \$500 of logo merchandise including hoodies, vests, aprons, totes, and wine glasses. Thank you to everyone who bought something! For those who would like to purchase items before our fall convention, check out the WSO merchandise at Red Bubble:

<https://www.redbubble.com/people/WCSocietyofOR/shop>.

Joyce Henstrand, Logo Merchandise

## Menucha

WSO's ever popular Beth Verheyden will be teaching a workshop July 5-7, 2022, at Menucha. Please see the Menucha Website or WSO Website (drop down under Education) for information. Be sure to add your name to the wait list! Winnie Givot will be teaching a fall workshop. Stay tuned for more information for the fall.

Chris Stubbs, Menucha Liaison

## Online Painting Submissions

For the 2022 Spring Exhibition, **132 artists** submitted **211 paintings**. The entries were more varied than in the past due to the framing and media changes that the board voted on last fall. It made for an exciting and reinvigorated show to enjoy in person.

It's with sadness that I say goodbye to everyone in WSO. As many of you know, we are moving to Texas to be near family. One of the things I will truly miss is WSO and all it has meant to me. I would never have given up the Online Submissions role if we weren't leaving.

Mary Elle, Online Painting Submissions Chair

## Signature Membership Spring 2022

Susan Escobar and Hazel Reeves received Signature Membership at the 2022 Spring Convention Awards Banquet. To achieve Signature Membership, a WSO member must submit at least 10 points accumulated from juried-in entries and Merit Awards. For most, that is when they receive their Bronze Merit Award.

Becky Meier, Merit Awards Chairman

## Western Federation of Watercolor Societies (WFWS)

Eleven WSO artists were selected to be in the 2022 WFWS Show in Albuquerque, NM, which will be held in May. Artists selected include Dominique Bachelet, Robin Becic, Sarah Bouwsma, Airi Foote, Debbie Loyd, Kristie Mooney, Pat Renner, Rebecca Sentgeorge, Chris Stubbs, Liz Walker, and Harold Walkup. Robin Becic will be joining Chris as the Alternate Delegate for WFWS, and both will be attending the convention in May.

Chris Stubbs, Western Federation of Watercolor Societies Delegate

## WSO DVD Library

We loaned out 52 DVDs during our Hillsboro convention this spring! Remember, there is no charge to borrow DVDs, and all postage is paid by WSO. The list of DVDs available and the link to place orders is on the WSO website under Education. I hope to hear from you soon!

Susan Hartson, WSO DVD Librarian

Compiled by Ilana Hoffman, Watermark Assistant Editor



**EXCEPTIONAL  
COLOR BEGINS WITH  
A SUPERIOR VEHICLE**

We make our watercolors using Northwest honey. Preferred by artists for centuries, honey with balanced amounts of gum Arabic and water creates a fluid binding medium in which we are able to disperse exceptional amounts of pigment. The higher pigment loads provide greater color saturation and richness for a complete range of performance from delicate tints to dark, concentrated color.

**WATERCOLOR**  
PAINTINGS LOOK BETTER  
with M. GRAHAM COLOR

[www.mgraham.com](http://www.mgraham.com)



# Collective Wisdom

There is so much we can learn from each other. The resources, techniques, and materials for watercolor painting seem endless, but how do we find the truly useful and inspiring ones? Well, let's just ask! What treasures have you found that you would like to share with your WSO friends and fellow artists?

In each issue, we will announce a topic of interest and request that you submit your related suggestions, tips, and tricks. Your responses will be published in the next quarterly issue.

**For the August 2022 issue of the *Watermark*, please share up to three of your favorite instructional art blogs, websites, or YouTube videos.** Provide a one- or two-sentence description of each and include the web addresses.

Email your list by **July 10**, to Ilana Hoffman with the subject line "WSO Collective Wisdom." Find Ilana's contact information in the *Membership Roster & Handbook*. Also, feel free to include any suggestions you have for future topics.

Members of the *Watermark* editing team provided a few examples of their favorite online instructional resources:

**The Painter's Keys**, <https://painterskeys.com/>

I enjoy the *Twice-Weekly Letters* that I receive by email from this website, which contain insights, information, and encouragement about being an artist. The letters originally were written by artist Robert Genn, who "came to understand the idea of a Brotherhood and Sisterhood of Artists — a worldwide community of creative people with a lot of the same concerns." *Leslie Dugas*

**Society of Visual Storytelling**, <https://www.svslearn.com/> and <https://www.youtube.com/user/SVSLearn>

This website offers over 100 high quality recorded online courses covering many different topics including the business of art, as well as a very active online forum, regular live critiques, and monthly contests. You can pay for individual classes, or you can get an annual membership that gives you unlimited access to all their classes, the forum, and special events. *Terri Rottman*

**John Muir Laws**, <https://johnmuirlaws.com/the-nature-journal-connection/> and <https://www.youtube.com/user/JohnMuirLaws>

If you are into nature journaling (or any kind of nature related art), this is a fun resource where you can learn some science and observation skills along with the art skills. Laws presents a wide range of videos and a blog that is mostly instructional content. *Terri Rottman*

**Doteasy.com**, <http://www.doteasy.com>

This website makes it easy to create your own website for your artwork. *Susan Escobar*

**American Watercolor**, <https://americanwatercolor.net>

The free email newsletter, *American Watercolor*, features articles about a variety of well-known watercolor artists and instructors, who share their tips and techniques about painting. *Karen Kreamer*

*Ilana Hoffman, Watermark Assistant Editor*



## Join Us After School

### Affordable Weekly Children's Classes

- Explore different media and crafts
- Unique projects every week
- Rotating team of instructors

### Check out our other classes:

- Gelli Plate & Collage
- Freestyle Chinese Brush Painting
- Introduction to Sumi-e
- Watermedia-Beyond Basics

### Online Registration

[www.villagegalleryarts.org](http://www.villagegalleryarts.org)

1060 NW Saltzman Road, Portland 97229  
503-644-8001  
Next to the Cedar Mill Community Library





## Members' Gallery

Wouldn't it be wonderful to share your paintings with WSO members in a fun and informal way? In the August 2022 issue, the *Watermark* will introduce a new feature, the Members' Gallery. We hope that requesting non-juried submissions will encourage more members to share their work. A theme will be announced in each issue; any member who wishes to include their work can submit a photo of one watercolor painting that fits the theme. The images will be published in the following issue of the *Watermark*.

With the anticipation of summer around the corner, our first theme is **Summer Dreams**. Here's a painting by Elizabeth Higgins titled, *Kickback*, to inspire us.



Your photo should be in jpeg form, with only the painting in view; there should be no frame, mat, or glass. Please name the jpeg file using your full name followed by the title of the painting—for example, JonesTom-BeautifulFlowers. If you are comfortable with formatting, please resize your image to 1200 pixels on the longest side and 300 dpi.

For those who have not previously photographed their work check out this post- Photographing Art for NonPhotographers by Tom Ferguson <https://sheboyganvisualartists.org/photographing-art-for-non-photographers>.

The Gallery will be limited to the first 30 submissions. **All photos must be submitted to Leslie Dugas by July 1** at [wsomembergallery@gmail.com](mailto:wsomembergallery@gmail.com). The email subject line should read "Members' Gallery submission." My contact information is in the *Membership Roster & Handbook* if you need some additional assistance. We look forward to seeing your paintings!

Leslie Dugas, *Watermark* Co-editor

### Winnie Givot

#### 3-Day Summer Watercolor Workshops - 2022



**August 8-11: Painting on Yupo**

**Open Studio**-paint with friends, no instruction, most summer Fridays.

**Friday Classes**-during the school year.

Learn more at  
[www.winniegivot.com](http://www.winniegivot.com)



**July 18-20: Portraits**

**August 22-24: Journaling**







# Outstanding Service Award - Call for Nominations!

It is time to nominate one of our WSO members for the Outstanding Service Award. Each year WSO presents the Outstanding Service Award to a person who, over the years, has contributed so much to making WSO what it is today. Nominations can be submitted by any WSO member to me, the Past President. Members of the WSO Board will choose the recipient from the list of nominees. The selected member will be presented with the Outstanding Service Award plaque and Lifetime Membership at the 2022 Fall Convention Banquet.

You will find a list of the past recipients of the Outstanding Service Award on the last page of your Membership Roster. Please send your nominations to me. My contact information can also be found in the *Membership Roster & Handbook*.

Thanks so very much! I look forward to seeing your nominations.

Anji Grainger, WSO Past President and Volunteer Coordinator

## WSO Year-at-a-Glance May 2022 - April 2023

(A detailed calendar for the Spring Convention can be found in the February *Watermark* issue and a detailed calendar for the Fall Convention can be found in the August *Watermark* issue.)

**May 1, 2022** – *Watermark* published, look for the **Prospectus** for the 2022 Fall Watercolor Exhibition in this issue, or online

**May 1, 2022** – 2022 Fall Watercolor Exhibition opens for entries

**May 1, 2022** – Workshop registration opens for Linda Kemp Workshop for Active and Lifetime members

**June 16, 2022** – Workshop registration opens for Linda Kemp Workshop for Subscriber members

**August 1, 2022, 8:00 pm** – 2022 Fall Watercolor Exhibition closes for entries

**August 1, 2022** – *Watermark* published, look for details about Fall Convention in this issue

**August 20, 2022, 8:00 am** – Fall Convention Registration opens

**September 10, 2022, 8:00 pm** – Fall Convention Registration closes

**October 7 - 9, 2022** – 2022 Fall Convention, Linda Kemp, Juror, Salem

**October 10 - 13, 2022** – Linda Kemp Workshop at Kroc Center, Salem

**November 1, 2022** – *Watermark* published, look for the **Prospectus** for the 2023 Spring Experimental Exhibition in this issue, or online

**November 1, 2022** – 2023 Spring Experimental Exhibition opens for entries

**November 1, 2022** – Workshop registration opens for Vera Dickerson Workshop for Active and Lifetime members

**February 1, 2023** – 2023 Spring Experimental Exhibition closes for entries

**February 1, 2023** – *Watermark* published, look for information about 2023 Spring Convention in this issue

**April 14 - 16, 2023** – 2023 Spring Convention, Vera Dickerson, Juror, Bend

**April 17 - 21, 2023** – Vera Dickerson Workshop, Bend



## EXPERIENCE ART!

**Classes & workshops**  
with René Eisenbart

Portrait Class May 12

Large Peony Jun 7+9

<http://rene-art.com/#teaching>

Marbling Magic

June 21, 22, 23

<http://rene-art.com/marbling-magic>

Marbling Applied

June 28, 29

<http://rene-art.com/marblingapplied>

Travel PORTUGAL

Sept 2023

Travel CROATIA

May 2024



# More Value! More Color!



Thanks to a generous WSO 100 Club Education Workshop Grant, Roseburg Gang critique group members were able to attend a workshop on the Elements and Principles of Design presented by Ed Labadie in February. This workshop included a warm-up exercise, several demos, an analysis of other artists' works, and plenty of time to paint and confer with Ed on our personal styles and use of design elements.

Ed reminded us that it is important to plan our compositions before setting brush to paper. He walked us through his own planning process before beginning a painting. The first step is to create several quick, three-value thumbnail sketches to determine the best composition. "Don't just copy a photo as is," he told us. "Extract unnecessary information." Once he has selected the best thumbnail, he paints a small, full-color rendition of the sketch to assure that it has all the elements of good design – value, color, and a focal point.



Debi Bates tries her hand at painting an abstract.



Ed Labadie demonstrates how to apply a wash.

After he has completed these planning steps, Ed usually begins his paintings with either a pour or a wet-on-wet wash. He demonstrated painting a wash for us using a large brush and big puddles of fresh paint. "Remember that your paint will dry lighter than it looks," he said. "Don't be stingy with your paint or you will end up with a lot of pastel colors."

Because Ed paints in both watercolor and acrylics and does representational art and abstracts, he was a very good fit for our critique group. While several members chose to use their accustomed media and subject matter for the free paint sessions, Ed's beautiful artwork inspired some of us to experiment with a more abstract approach. Ed circulated around the room, giving personal help or demonstrating appropriate techniques to each of us as we worked. Borrowing a refrain one of his former instructors often used in his art classes, Ed would jokingly chant, "More value! More color!" as he made his rounds.

Everyone thoroughly enjoyed this Ed Labadie workshop. We all appreciated having the opportunity to review the all-important elements and principles of design. Most of us learned something new, and a few experienced some breakthrough moments. Thank you to Ed Labadie and to the WSO 100 Club for making this educational opportunity available to us here in Roseburg!

*Susan Escobar, Watermark Assistant Editor*





## Roster Updates and Renewal Reminders

Welcome back to all renewing members, and a **special welcome** to those who have joined WSO membership for the first time. I hope many of you were able to attend the convention. I have it on good authority that it was wonderful to be back together after the last two years of isolation.

As some of you may have experienced, we had a production problem with the 2022 Membership Roster. This led to the omission of some members' names as well as some corrupted information. We are looking into this very strange occurrence to determine the cause. To address the missing and inaccurate information, we are producing a special roster addendum. Please be sure to include the addendum in your roster handbook.

As a reminder and clarification, our **annual renewal period** is October 1 through December 31 of the current year for the following year. If you miss the deadline, you can still join, however your Signature Status, your accrued points, and your anniversary date will change. We will be glad to include you in the addendums that come out later. We will begin to generate the annual Membership Roster in January, which will be mailed out to members.

**We want you to renew during the designated time if at all possible.** We will be sending you reminder emails, and the August and November *Watermark* issues will include renewal information as well. Please make sure your email address is up to date. You can email me with any changes to your information. My contact information can be found in the *Membership Roster & Handbook*. This can be done at any time throughout the year; however we need to receive that information before December 31 so that the roster will reflect your changes.

*Jan Premo, Membership Director*



## New Active Members in 2022

Twenty-six new Active Members joined WSO between January 31 and March 20. Applicants with Oregon residency and paid membership dues can join WSO at any time of the year, which is especially helpful for people who move to Oregon. When they join as new Active Members, they can immediately take advantage of our Active Member benefits, including submitting images to our fall and spring juried exhibitions.

The following new Active Members, who joined between 2020 and the present, had paintings accepted into the 2022 Spring Exhibition: Judith Baer, Alexandra Coogan, Tim Gault, Matt Johnson, Natasha Kobbe, and Jung Pak.

A subcommittee of the WSO Board is currently discussing the issue of membership and establishing cut-off dates for inclusion in the membership roster published each spring. Going forward, we will classify members by the calendar year in which they join WSO and publish that information in the roster.

As we return to in-person conventions after a two-year hiatus due to COVID, it is important to find ways to help new members get connected and encourage them to submit entries to our shows. Please invite new members to a critique group, or to visit a favorite gallery or exhibit with you.

Debbie Loyd oversees the mentoring program, available to new WSO Active Members who request this help. Please contact Debbie to let her know if you are willing to serve as a WSO mentor for a new member. Check your *Membership Roster & Handbook* for Debbie's contact information. The new member need (continued on page 11)



# *New Active Members in 2022* *... continued*

not be in your area as most of your initial contact will be via phone or email. Let's all make sure that new members feel welcome and become a vital part of WSO.

*Liz Walker, New Member Chair*

## **New Active Members in 2022** (joined January 31-March 20, 2022)

<b>First Name</b>	<b>Last Name</b>	<b>City</b>
Lisa	Acton	Oregon City
Lynn	Baumgardner	Redmond
Mary	Chamie	Portland
Robin	Collins	Portland
Barbara	Cope	Beaverton
Kelley	Cumming	Lake Oswego
Margaret	Filardo	Portland
Cecilia	Henle	Seaside
Sandy	Kangas	Beaverton
Janet	Kruger	Brookings
Kathy	La Montagne	Eugene
Margaret	Legowik	Bend
Michelle	Myers	Keizer
Melissa	Nash	Beaverton
Lorrie	Owens	Waldport
Mike	Porter	Beaverton
Debra	Renard	Milwaukie
Jay	Rider	Lake Oswego
Miriam	Rogers	Portland
Judy	Scherzer	Lake Oswego
Su	Skjersaa	Bend
Mark	Spruill	Roseburg
Sharon	Stiffler	Hillsboro
Ruth	Taylor	Sisters
Mary Jo	Vranizan	Bend
Doreen	Yates	Wilsonville






# Feature Article - Plein Air Painting in Oregon

My first experience with plein air painting involved sitting on a piece of thin foam camping mat on the ground or a large rock, with a piece of cardboard or plywood as a drawing board. I've progressed a little since then, but the feeling is still the same: it's fun to paint outside with a group of like-minded people!

If the concept seems foreign at first, try sitting in the garden or on the patio with a sketchbook, pencil or pen, a brush, water and your watercolors, and play. Ask a painting friend to join you, perhaps to sketch or paint in a park or public garden. In Salem, visit Schreiner's Iris Gardens, Bush Park or Deepwood Museum and Garden. Sit on a bench and sketch at a tulip or lavender farm. In Corvallis, try Avery Park Rose Garden, the Farmer's Market or the Corvallis Riverfront. Set up at a local Farmer's Market; buy fresh fruits and vegetables when you leave. Newport has Ona Beach, Yaquina Bay Park with its historic lighthouse and view of the Newport Bay bridge, and the Newport Marina. There are several scenic parks in Depoe Bay. Central Oregon has beautiful mountain views. From the high desert to the ocean, there are lovely vistas everywhere.



"Plein Air Painters" by Susan Escobar



Karen painting at Bluebird Hill Cellars

If you wish to start in a sketchbook, there are many good choices available. I recommend wire-bound mixed-media sketchbooks that accept wet and dry media. Some reasonably priced options include the Holbein Multi-Media Book (also known as Multi Drawing Book), the Aquabee Super Deluxe, and the Stillman and Birn Alpha Series Sketchbook.

When you're ready to paint away from home, it's important to consider your safety and comfort. Paint or sketch with others in a public place with restrooms nearby. Make sure you have drinking water, a snack or lunch, sun and insect protection. Pack light and as compact as possible. Gear to consider:

- Sun hat, lightweight long-sleeved shirt (men's white shirt from Goodwill), sunscreen, insect repellent (a small cloth bag of whole cloves repels yellowjackets)
- Lightweight folding travel easel - ~\$45-50 new from Dick Blick (wooden easels and boxes are heavy)
- Folding camp chair (ZYH Ultralight Backpacking Camp Chair ~\$26) or collapsible telescoping stool (Mini-Max Twist and Sit, ~\$50)
- Lightweight drawing board to fit your paper (think small - 1/4 sheet paper or smaller; it's hard to finish larger paintings in a couple of hours); I use a 12" x 16" piece of Plexiglas with rounded corners (sometimes your local glass store has remnants)
- A few 1/4 sheets of 140# Arches cold press or Saunders Waterford paper
- Small sketchbook ~5" x 9" for notes and thumbnails/value studies
- Small palette (Mijello Watercolor Palette or similar) with colors you like, make sure you have the three primary colors
- 2 or 3 brushes (I use #6 round, #12 round and 1/2" flat), a few pencils and pens, pencil sharpener, eraser, clips, or masking tape (Scotch, red paper core doesn't rip paper), small sponge (optional)
- Plastic container to hold water and a small bottle of water for painting
- Paper towels or old dish towel, plastic bag for wet towels
- Backpack or tote bag

There are organized groups of plein air painters throughout Oregon. You can ask to (continued on page 13)



## Plein Air Painting in Oregon ... continued

paint with them as a guest. You may see all media represented in a group of painters: oil, acrylic, pastel, watercolor, markers, and pen and ink. Painting with a group offers great opportunities to learn from a variety of artists, and you don't have to be an advanced painter. Here are some groups I found online, with current contact information:

Central Oregon/ Bend area:

Plein Air Painters of Oregon (PAPO), <https://pleinairpaintersoforegon.org>

Portland area:

Portland Plein Air Painters Facebook Group, or <https://portlandpleinair.wordpress.com>

Portland area:

Alla Prima Portland, <https://allaprimaportland.blogspot.com>

Portland area:

Portland Urban Painters/ Brooks Hickerson, [www.pleinairbrooks.org](http://www.pleinairbrooks.org)

Eugene area:

Plein Air Painters of Lane County Facebook Group, contact Patti Hanneman

McNutt, [patti.mcnutt@gmail.com](mailto:patti.mcnutt@gmail.com)

Mid-Willamette Valley area within a 50-mile radius of Corvallis from mid-May through Mid-October:

Vistas and Vineyards Plein Air Painters Facebook Group, or <https://vistasandvineyards.wordpress.com>

Oregon Coast:

Erik Sandgren offers free summer paint-outs on the Oregon coast, daily,

July 14-20, 2022. Find schedule and itinerary at [www.eriksandgren.com](http://www.eriksandgren.com)

Southern Oregon:

Artists Workshop of Southern Oregon, contact [desmondserratore@yahoo.com](mailto:desmondserratore@yahoo.com)

Thank you, Leslie Dugas, Ilana Hoffman and Susan Escobar for contributing to this article. Photo credit: Dominique Bachelet

Karen Kreamer, Watermark Co-editor

## Historian

In 2016 WSO celebrated its 50th anniversary. During that time, Kathy Tiger, the WSO Historian, spent many hours preparing a **WSO Timeline** documenting significant events in those first 50 years. Below are some excerpts:

**1966** – The Oregon Amateur Artists and Oregon Master Artists merge to become the Watercolor Society of Oregon; dues are \$3, and show entry fee is \$1 for up to three paintings

**1972** – WSO begins to offer two different shows: Aqueous Media and Transparent Watercolor. Best of Show is awarded \$5. Two shows of 20-30 paintings travel for six months. One show is in western Oregon, and the other is either in central or eastern Oregon. Paintings are matted only, with no frames, and covered with acetate or shrink wrap.

**1974** – Judges are paid \$30 for judging a show. \$10 is awarded to Best of Show, and blue ribbons go to the top five.

**1975** – Dues increase to \$4 and show entry fee to \$1.50. Membership is achieved by submitting three original paintings juried at the WSO conference. The conference is a one-day affair where, at the business meeting, the paintings of prospective new members are juried, and members' paintings are juried for acceptance into the show.

**1977** – Dues rise to \$4.50 and the show entry fee to \$2. The conference lengthens to a weekend affair, and paintings are peer juried. A lottery picks a jury of five peers, and there are three traveling shows of 20 paintings.

**1979** – Membership increases to 161 by 1978, and dues rise to \$10.00.

**1980** – Peer jurying ends, and WSO contracts with its first professional juror, Millard Sheets. The first show catalog is published in black and white; only images of award winners are included. WSO sponsors its first weeklong workshop before the convention led by Richard Nelson.

Stay tuned for more historical highlights in the August issue.

Peg Patterson, Historian



# Volunteering for WSO

Life is like a painting of many strokes, full of color, value, depth and beauty. We invest our energy, vision, talents, and hopes to create something worthy. There are challenges and rewards.

This is also true of being a volunteer. We devote our time and our skills with the goal of making our organization better. In return we receive the satisfaction of contributing to an organization that encourages and celebrates the joy of creating art. We also gain friendship, a deeper understanding of the world of art, and new and enhanced skills in areas like leadership, technology, communication, and logistics. Volunteering can allow us to share the fruits of a long successful career or prepare for the career path we hope to follow. It is all in the pursuit of creating something worthy.

## Volunteer Positions Available

### **Communications Chair**

As Communications Chair, you will work closely with the WSO president to coordinate email communications with the membership. The emails are written by other WSO members, but you may need to do occasional editing to maintain the style and content standards of the organization. Along with a basic eye for design, you will need to be proficient with Word documents as attachments and the copy and paste functions. You will be handling images by downloading and uploading them and inserting links with the email builder Constant Contact. The WSO president will have final approval for all emails.

The term for this position is two years. The monthly time commitment is an average of three hours per month, but it increases during the period leading up to the fall and spring conventions. Emails can be scheduled in advance to help with time management. Emails rarely need to be sent within two days, but it can happen. The archive of previous WSO emails will be available to you for reference. Your training will be with Elizabeth Zimmerman, WSO Publications Director, and will include instruction on Constant Contact and its functions that are relevant to this position.

### **Online Painting Submissions Chair**

As the Online Painting Submissions Chair, you collect and create a file of the digital photographs of paintings being entered into each of the two WSO exhibitions per year, as well as creating a database of the submitters' information.

The term for this position is two years. The computer skills you should have (or be willing to learn) are the ability to create and maintain the database in Microsoft Excel and to create reports in Microsoft Word. A PC with Windows is preferred for the gathering and storage of information and images. Use of a MAC may be possible if Excel can be downloaded.

**We are also currently recruiting for a Website Manager and a Hospitality Chair.**

Please contact me by phone or send me an email. My contact information is in the *Membership Roster & Handbook*. I would be happy to answer your questions and walk you through the details of any of the available volunteer positions.

*Anji Grainger, Past President and Volunteer Coordinator*





## So How Are Awards Funded?

Change happens – good, bad, or indifferent. It is, and always will be, ever present in our lives.

Remember back in the “olden days” when WSO 100 Club was established? Members started giving \$100 to be a patron and build an endowment. This endowment grew and grew, providing interest and dividends which were used to give back to the members in the form of cash awards presented at the WSO biannual exhibitions.

Well, over the years, the management of endowments has changed. A federal act named UMIFA changed the concepts regarding how a “prudent person” manages endowments and how they could be used to fund their intended programs. Several years later – after many questions about the meaning of “prudent” – a new federal act was written: UPMIFA (Uniform Prudent Management of Institutional Funds Act). This version added the “P” and answered many of the questions that the previous act had provoked. UPMIFA has been adopted by most states, including Oregon. Since WSO 100 Club is a non-profit entity that is the fiduciary of your funds, we are subject to the requirements of this act.

The most important question for us to answer is how much can we draw down from the endowment to use for yearly award program expenses and still be prudent? The answer is:

*Seven percent or less of the average of the market value of the endowment at December 31 for the past three years.*

For the past few years, the WSO 100 Club Board has chosen four percent as a nice, middle-of-the-road amount for its “prudent” yearly withdrawal. However, it is necessary to supplement this amount by raising enough additional non-endowment donations each year to reach the level of cash awards that are currently bestowed upon WSO members.

So, we no longer say, “We use interest and dividends for awards;” we say, well -- that mouthful above!

Dianne Lay, WSO 100 Club Treasurer



**Ruth Armitage**  
ARTISTRUTH • ARTISTRUTH

Visit [RuthArmitage.com](http://RuthArmitage.com) for full details

### 2022 Workshop Opportunities

**August: Open Studio @Menucha  
Creative Arts Community**

**October: Semplificare:  
Simplify the Italian  
Landscape  
7 days at La Romita  
Umbria, Italy \$2650**

**October 7 & 8: See the  
Future - Painting with Digital  
Exploration - Sitka Center for  
Art & Ecology, Otis, OR**





# We Are All in This Together

Being at our live 2022 Spring Convention, reconnecting in person and establishing new friends was invigorating and purposeful. A great big thanks goes to our fundraising team headed by Kathleen Riopelle, 100 Club VP and her team, Hazel Reeves, Terri Gonzalez, and Barb Hutchings, (100 Club's future VP), for organizing, soliciting, advertising and making our Silent Art Auction at the 2022 Spring Convention a success. The Silent Art Auction consisted of ten paintings donated by past and future WSO jurors Kristi Grussendorf, Iain Stewart, Stephanie and Ken Goldman, Jeanne McGuire, Kathleen Conover, Linda Kemp, Robert Burrridge, and Francesco Fontana. We greatly appreciate all the members who supported our Art Auction and those who are now proud owners of this beautiful art: Liz Walker, Kathy Rock, Winnie Givot, Kathleen Abdun-Nur, Suzy Carroll, Barb Sulek, Linda Burgel, and Juror Michael Holter.



This event raised \$2,810. However, it is important to note that our award expenditure currently totals \$5,900 per show. I encourage each of you to consider supporting our other fundraising efforts to help us make up the difference. Please click on the [BLUE](#) links below to an easy connection to giving opportunities.

1. Visit WSO 100 Club's [donate button](#) on the WSO website under "WSO 100 – Donate."
2. Become a new 100 Club Lifetime [patron](#) by donating \$100, or partial payment of \$50.
3. Use our [donation form](#) to donate "In memory of" or "To Honor" someone special or a special occasion.
4. Sign up **now** for AmazonSmile, [using these directions](#) as a way to support Artist Awards. It's a "once-and-done," simple, no-cost way to continuously donate. If you have already signed up and are purchasing through your AmazonSmile, account, you continually make a difference. Thank you.

I appreciate all our WSO 100 Club board members as well as those who offered extra help and support at our WSO 100 Club table at the convention and behind the scenes. Thank you, Jean Gale, Alexandra Coogan, Jennifer Starr, Linda Nye and her registration team, our dedicated 100 Club board members, who are amazing, and our unsung heroes, Kathleen Riopelle, Dianne Lay, Ann Moore, Peg Patterson, Beth Verheyden, Kathy Rock, Winnie Givot and Rebecca Sentgeorge. Our fundraising team is continually working on new ideas and projects to make up the deficit as well as to fund the fall awards and assist our 100 Club board to grow our endowments.

WSO 100 Club, as a 501(c)3 non-profit organization, is the foundation of WSO. Its task is **fundraising** to achieve its mission, which is to: 1) Maintain and grow endowments, and 2) Fund WSO awards and educational programs. WSO 100 Club does (continued on page 17)



## 10% off

For WSO members in-store and online

with coupon code: WSO

[merriartist.com](http://merriartist.com)

421 NE 3rd St.

McMinnville, OR 97128

866-472-1684



## *We Are All in This Together* ... continued

100% of the fundraising to provide cash awards at each of the WSO convention exhibitions, **and** 100% of the fundraising to provide for educational activities for artists. Volunteers are essential to WSO and WSO 100 Club. If you have an interest in fundraising, please reach out to me. Check your 2022 *Membership Roster & Handbook* for my contact information. We have an amazing team with lots of energy and expertise. We would love to have you join it. Your contribution ensures opportunities for WSO members for many years to come.

Remember – all donations to WSO 100 Club are tax-deductible to the full extent of the law and support Oregon artists. Thank you for contributing to and supporting our fundraising efforts. You make the difference!

Suzy Carroll, WSO 100 Club President



## *Worth Sharing*

"Rejected Again, Hooray!"

- Ruth Armitage

This article was originally published on Ruth's blog *Art Is Truth*:  
<https://RuthArmitage.com/blog/>.

Visit and subscribe for more inspiration, exhibition and workshop news.

My work was rejected again today by a major International competition; Hooray!

Why do I say Hooray? Well, first of all, I still love the paintings. I still feel confident about the work, regardless of the fact that one person did not think it stacked up to the competition in this particular show. I'm still pleasing the most important person: myself.

Secondly, I'm happy that I took the risk of being rejected and put my work out there for competition. I think you must have a certain number of failures in order to find success. So really, this particular failure is just putting me one step closer to success. I can now analyze the works that were chosen for the show, think about why my paintings weren't chosen and learn.



"House Divided" by Ruth Armitage

"One doesn't discover new lands without consenting to lose sight of the shore for a very long time."

– Andre Gide

Thirdly, I am able to see the big picture. I have had quite a few sales and acceptances this year, and this rejection puts me at about a 50% success rate. I think that is pretty good. Of course, I'd rather be announcing that my work got in, but you can't expect to get into every show. I'm only sharing this 'rejection' to keep it real.

Artists do face a certain amount of rejection and discouragement if they are actively showing. In this day and age of 'sharing' on Facebook, Twitter, Instagram, etc., there can be a real danger of projecting the image of perfection. If I only share the good news, perhaps you would think that I only receive good news! Not true....

Finally, I'm more motivated than ever to get into the studio and make the next, better painting.

If you've faced a rejection lately, what has helped you overcome it?

Ruth Armitage, WSO Member



*In Memoriam*  
**Kris Preslan**  
1945 - 2022

"Art is my therapy, my drug of choice."

- Kris Preslan

**A Few Words in Memory of Kris Preslan**

Kris Preslan was one of my best friends.

Meeting at a WSO critique group in November 2009, our initial contact flowered into one of those storied fast friendships, one she and I both treasured. We made it a point to meet for lunch or coffee frequently, whenever she and Bruce weren't off traveling the world, where Kris received accolades and acclaim from a host of national and international watercolor shows and awards ceremonies.

Kris possessed the innate gift of spotting a subject that could provide potential for a stunning painting, although others might've walked right past without a second glance. Her ability to edit photos, focusing in and concentrating on the sweet spot, gave her work its unique brilliance. One memorable watercolor work of Kris's featured an artist positioned on the sidewalk just outside the Uffizi Gallery in Florence. The artist's chalk rendering modeled itself on that of an Old Master—in other words, Kris built the painting upon conceptual layers: of watercolor miming chalk, which mimed oils. She summoned history, among other elements, to inform and flavor her work. Needless to say, she produced stunning results.

We liked meeting at a little coffee shop in the Willamette district near our homes in the Portland area. After catching up, we would "critique" one another's current pieces. That she held signature status with such respected organizations as TWSA, NWS, and, most impressively, AWS, demonstrated no need of critiquing from me.

When she would critique my latest piece, I took copious notes, later incorporating each of her suggestions, thus always improving my work. She observed the smallest things—the minute elements which only another artist might notice. Kris possessed that fine eye which she applied with great thought and interest. It elevated her work to a place of beauty and creativity.

Kris counted a wide array of the celebrated members of the world of fine watercolor art as both peers and friends. I'm sure the entire watercolor world grieves her passing nearly as much as I do.

We sometimes met, Kris with her husband Bruce, and I with my husband Ray, for lunch at Mark's on the Channel near Scappoose. She painted a view of sailboats through a round window from a photo she took there one day at lunch, which my husband bought for me. This painting, "In Port," is a daily reminder of my friend.

Kris and I remained close until her death. I am now, and will continue to be, so very thankful for the many good, rich moments we spent in one another's company. Kris, you are deeply missed!



"Black Beauty" by Kris Preslan



"In Port" by Kris Preslan



## *In Memoriam Ron Spears*



We recently lost a great friend, an excellent artist, and the husband of Susan Spears. I attended Susan's summer watercolor classes, "Eye on the Sky," for several years where Ron and I were the two "guys" in the class. We found that we had a lot in common and soon became good friends. In May 2018, a group of us attended an art workshop taught by Joseph Zbukvic. This photo of Ron was taken while waiting for our dinner (and a beer) at the end of a class day.

Sincerity and honesty were the foundation of Ron's life. We will miss him.

Ken Lundgren

As a committed member of the Greater Portland Bible Church, Ron prepared the artist profile below, published October 28, 2019, by Connie Cleaton.

"During most of my career, my time was devoted to working in various real estate oriented endeavors. As I began to consider retirement, a more relaxed schedule allowed me time to accompany my wife, Susan Spears, on her various painting expeditions. This exposure to the art world in a more focused manner captivated my interest and I was soon found with a brush in my hand and learning more about the new world of watercolor art. The additional benefit was that I could spend much more time with my wife with our new-found common interest. For the last several years, I have had lessons from some of the internationally known watercolor artists including Don Andrews, Chris Van Winkle, Eric Wiegardt, Frank Francese, and most recently with Joseph Zbukvic. Plein air painting with local and regional subjects was done with Susan Spears' summer workshop "Eye on the Sky" from April to October each Friday for several years. I am a member of the Watercolor Society of Oregon and have been juried into several of their semi-annual shows, including the WSO Traveling Show with an Award of Distinction. Also, I have received awards from Oregon Society of Artists. My paintings have been exhibited at various venues and are in private collections in the northwest.

All of my life, I have been impressed by the beauty that we see all around us. The world is so colorful and strikingly different in the variety of terrain that it produces wonder in any observant person. As a result, many of the ideas for my paintings originate in nature with only minimal later development in the studio. This hopefully results in a fresh look that represents the essence of the subject, though not necessarily in a precise photographic manner. Watercolor is meant to be a dynamic medium which should allow a freshness of spirit. Hopefully this is communicated as you view my paintings."



"Mt. Hood Near Parkdale" by Ron Spears





# Wow! It finally happened!

After two years of planning in-person conventions and changing them into virtual ones, we had a real live, in-person convention in Hillsboro. It was a blast! Our locations were great, the Embassy Suites Hotel in

Hillsboro with its convenience, elegance, and comfort, the Hillsboro Brookwood Library with its bright and spacious gallery area, and the Tuality Masonic Lodge with its large ballroom hosting our Meetings and the Juror's Workshop.

The events started Thursday with the usual painting check-in and hanging of the show. It was a long day, but our work resulted in a truly exceptional gallery exhibit. If you have not seen it yet, please go! The Spring Experimental Exhibition will be up until the end of May, so there's plenty of time.

Members started to check in for all events Friday afternoon at the Hospitality Table at Embassy Suites. Next, several of us went to the Masonic Lodge, where WSO's Board meeting and the New Members' Meeting took place early in the afternoon. It was heartwarming to be together in real life, looking into smiling eyes and giving each other hugs. Later that day, in the Masonic Lodge, we set up for the Meet & Greet. Sandy, Becky, and Amanda had created a wonderful spread for us with sandwiches, delicious wraps, veggies, and an abundance of fruit. Here, Winnie had set up an "Idea Station" where members gathered to discuss how we could make WSO even better. What a great concept, Winnie! We may do this at every Meet & Greet!

Saturday, of course, was filled with Breakout Sessions at the hotel, during which some of WSO's best and brightest artists shared their knowledge and expertise (continued on page 21)



Kathleen Buck and Jayne Ferlitsch enjoy the show.



Jayne Ferlitsch reacts to the painting.



Views of the 2022 Spring Exhibition at Hillsboro Brookwood Library.



## *Wow! It finally happened! ... continued*

with us all. Later, we went over to the Brookwood Library to view the accepted artworks, where we could see the awards hanging by the winning paintings and congratulate the artists on their well-deserved rewards. Then it was back to Embassy Suites for a delicious Banquet Dinner. Now, even the organizers could relax, have a glass of wine, and enjoy all the socializing we sorely missed for two years. I am incredibly grateful to all the WSO members and even some non-member volunteers who repeatedly took quick action these past two years when it became necessary to pivot to a virtual convention. I also sincerely appreciate those who worked on this in-person convention weekend.

*Zsuzsa Vamos, 2022 Spring Convention Co-chair*



## *2022 Spring Merit Awards*

Merit Awards are awarded to WSO members for show entries and awards based upon points. The Best of Show Award receives five points, 2nd-4th places receive four points, and all other award-winning paintings receive three points. The remaining juried entries get one point.

The order of Merit Awards from lowest to highest are Bronze, Silver, Gold, Platinum, Diamond, Comet, and Celestial. This spring awards were given at all levels except Celestial (100+ points). The following Members received a Merit Award at the Spring 2022 Convention Awards Banquet:

**Bronze** (10-14 points) **Hazel Reeves** and **Susan Escobar**  
**Silver** (15-19 points) **Sandra Pearce** and **Linda Nye**  
**Gold** (20-24 points) **Betty Barss** and **Mary Elle**  
**Platinum** (25-49 points) **Anji Grainger** and **Britt McNamee**  
**Diamond** (50-74 points) **Beth Verheyden**  
**Comet** (75-99) **Sarah Bouwsma**

Congratulations to all!

*Becky Meier, Merit Awards Chairperson*



Beth Verheyden reaches Diamond Level.



# 2022 Spring Convention Breakout Sessions in Review

## Put it on a Panel with René Eisenbart

This was an action-packed, one-and-a-half-hour class taught by René Eisenbart. In the beginning, René gave the students two 10-inch wood panels to either mount their paintings on or to paint on with water media. American Easel from Salem, Oregon, donated the panels.

René then led the class through the following two steps:

**Step 1:** The wood was sealed with a Golden product called GAC 100. René demonstrated how to apply the sealant and explained its importance. The need for finishing a painting with a gloss spray varnish was also discussed.

**Step 2:** Next, René gave detailed instructions for how to use a Nova Color product called 208 matte gel to adhere paintings to the panels and how to prevent bubbles from forming under the painting you are attaching. Students spent time adhering their work to a panel, and some even started a painting on one of their boards.

In addition, she went over her best recipe for creating a good ground for watercolor, and the class discussed using a gel made by Golden, called Topcoat, over their MSA Archival Varnish.

Finally, René discussed a technique using the adhesive Dual Lock to attach art to a wood panel. Dual Lock, available from Uline, is like Velcro but better. With this technique, paintings can be removed from the panel without damaging the work.

René is an outstanding instructor, giving valuable information on how she accomplishes putting her work on wood panels using a variety of materials, techniques, and helpful instruction.

*Jeannine Miller, Participant*



René Eisenbart holds up painting



(continued on page 23)



## 2022 Spring Convention Breakout Sessions in Review ... continued

### **The Art of Storytelling with Leslie Cheney-Parr, Margaret Godfrey, Chris Stubbs, Beth Verheyden, and Yong Hong Zhong**

#### **What's the Story?!**

At the Spring WSO Convention, we had a fabulous Saturday morning workshop where five very talented and experienced artists delivered 20-minute round-robin sessions about how to successfully share stories through visual art. My head is still spinning with all the great information we received.

Beth Verheyden asked us the question, "Why do you paint?" In order to express our stories, she asked us to examine what we love about our subject with questions like "What do you want to say? How does the subject make you feel?" She then showed us ways to express our feelings using composition and design decisions. Will your painting be vertical or horizontal? Vertical gives strength and energy. Don't let a photo tell the story; use it as a tool. Take what interests you and leave out what doesn't matter. Title your painting first and embrace the unexpected.

Leslie Cheney-Parr told us that our story begins with words that fill our spirit and ends with a strong design. She showed us that making multiple quick thumbnails will show you the design direction and value direction you embrace most. She mentioned how line and color choices play a big part in expressing emotion.

Yong Hong Zhong shared many visual examples of paintings that tell a story. He said, "Before you pick up a brush, know your story," and shared some additional tips: Keep the mystery in your paintings. Leave out unnecessary details and express your heart. Simplify shapes and background structures. I loved his examples and passion.

Chris Stubbs has a lengthy process to move her into a perfect portrait story. She connects to each human soul through her photos and sketches, searching for a particular look that will hopefully connect the viewer with the painting. She looks for the unusual, trying to capture a moment in time that we all can relate to in some way. She, like Yong, agrees that the "power of a painting is in the story."

Margaret Godfrey showed us her paintings that express the loss of her home in a fire. She said that sometimes the story we want to convey doesn't end; for example, it might inspire a series of paintings about a personal passion for education, animals, birds, etc. Her advice was to know your subject, love it, and be willing to let go of the plan if your instincts move your story in a different direction.

Five great storytellers inspired us and pumped up our mojos to paint our message, our masterpiece. Yes, the storytelling never ends. Each of us has many stories to tell, so...let the story begin!

*Sharon Guinn and Georgia Cockerham*



(continued on page 24)



## 2022 Spring Convention Breakout Sessions in Review ... continued

### Achieving Depth in Watercolor with Sandra Pearce

Just how do artists fool people into thinking a flat piece of paper is three-dimensional? How is that illusion created? Sandra took that mystery question apart and showed us how.

For the new painters, the question was demystified, and for the experienced, it was a reminder that the methods are straightforward, albeit not always so easily rendered on the paper.

Sandra first demonstrated how perspective, composition, color, and value create depth and how all these are used effectively together. Our heads were down, and our brushes were moving as we practiced. We received personal feedback from Sandra and took away a handout of techniques and examples to keep our experience fresh. It was a very worthwhile three hours spent.


*Mike Porter, Participant*



### Exploring the Figure & Ground Relationship with Peggy Stermer-Cox

A few years ago, I took a breakout session from Margaret "Peggy" Stermer-Cox, and I loved it, so I was excited to sign up for Peggy's class, "Exploring the Figure & Ground Relationship." Peggy turned up in a splendiferous shirt, thoughtfully ordered by her husband, that's she's lucky she left with. I'm absolutely sure I'm not the only one who thought about ways to steal it!

Taking a class with Peggy is like diving back into your childhood, where there were no rules about what could and couldn't be on the page. She started the session with one of her early (continued on page 25)





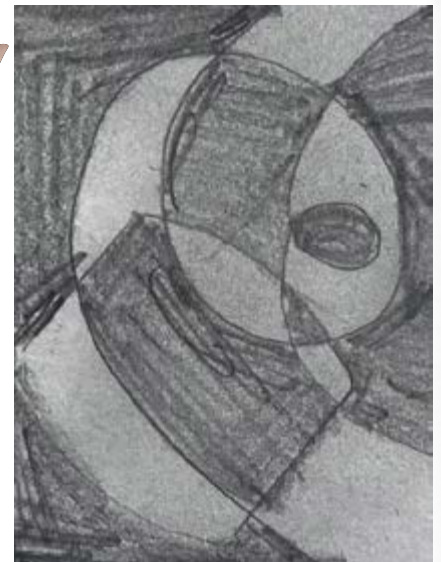
## *Breakout Sessions in Review* *... continued*

drawings of a horse and rider, and it couldn't have been a better introduction.

Peggy worked us through a variety of exercises exploring value and complexity. Something about working with simple shapes and areas and coloring only black or white felt like being a kid again. But don't let the lighthearted mood fool you; the class had a lot of technical information, especially the third segment on color and the properties of warm and cool.

I always love a class with ample time to sketch and do the exercises. I made use of drawing time to finalize some ideas for an upcoming painting.

*Tara Choate, Participant*



### **Mastering the Portrait with Ed Labadie**

I enjoy painting a variety of subjects, including portraits, usually from the photo references that I take. Painting from life is challenging and fun, but I must admit that portraiture from life is a bit intimidating. Since I know that (and who doesn't love a challenge?) I put on my brave-woman suit and signed up for Ed's class, drawing and painting the portrait from a live model.

Ed packed a lot of information into the three-hour time slot, including a review of the planes of the head and face, the importance of light/shadow, and being committed to the marks you make. The model was well placed and nicely lit, his demo was easy to view, and we were encouraged to begin our process.

He made us all so comfortable and shared valuable information that I will implement in my work. Though my painting ended up looking like a Modigliani in form ☺, I'm so glad I took the workshop and would encourage interested artists to consider taking a class with Ed.

*Katherine Abdun-Nur, Participant*



### **Crinkle Masa Painting Demo with Rebecca Sentgeorge**

Rebecca showed the students a few ways to work with masa paper. She explained that because there are multiple ways to work on masa paper, it is best to start with the end in mind; the desired effects will determine the method you (continued on page 26)





## *Breakout Sessions in Review* *... continued*

decide to use. Participants learned how to mount onto paper or canvas using three different mounting mediums and how each creates a different effect in the painting.

Rebecca demonstrated how to use the relief gained from crinkling selective parts of the paper to create a foliage effect. Rebecca learned a new trick from the audience when they explained how to use a pushpin in a Brusho lid.

### **Sharing What Little We Know About Using Our Phones with Winnie Givot**

This session was attended by a great small group of WSO members who had lots to share about useful ways to use their cell phones. The class was an excellent place to get to know everyone in the group a bit better, and I learned some useful tips regarding use of my cell phone. For example, if you go into your web browser (e.g., Safari, Chrome, Firefox, etc.) and type in "How to use your cell phone for seniors", you will find anything you ever wanted to know.

It was fun to see how everyone searched for information, and we all found it was easy to agree that our cell phones are way smarter than we will ever be. We all laughed a great deal and had fun working together.

*Jeannine Miller, Participant*



Mary Elle's Classroom.



Kristie Mooney Using iPad Apps to Create a Dynamic Painting.

(continued on page 27)



# 2022 Spring Convention Breakout Sessions in Review ... continued



Anji Grainger's breakout session "Creating A Dynamic 'ünter'(under) Layer for Your Paintings"



Harold Walkup's breakout session "True Crime in Art"





# 2022 Spring Convention Photos

## Board Meeting



## Awards Banquet



Left to Right: Cathy and Ken Cramer and Kim E Smith.



Linda Burgel, Rebecca Sentgeorge, and Juror Michael Holter.

(continued on page 29)



# 2022 Spring Convention Photos ... continued



Juror Michael Holter talks about Award Winners.



Kathy Tiger looking snazzy!



WSO President Winnie Givot.



Table decor.





# Michael Holter Workshop



When a WSO convention is over, it does not mean that the fun has ended. There is always a wonderful week of painting, creating, and learning that follows WSO's convention

weekends. I am talking about the Juror's Workshop that occurs right after each convention. This April, we had the privilege of having Michael Holter as our juror and workshop instructor. He led us through an intensive week of painting as we learned to loosen our styles. We created two paintings each day. Our subject matter was a forest scene with waves of water breaking on a lake, a marina (continued on page 31)





## *Michael Holter Workshop ... continued*

with boats, a church with a visiting crowd, and the sunny image of the Masonic Lodge building, where our workshop took place. The class learned how to paint a forest scene with a few drops of splattered paint, vary values to create a feeling of distance, and paint a group



of boats without knowing the number of vessels in view. Michael also talked about the importance of starting with a good reference picture. He had us practice this as we took photos of each other outside on a sunny day.

We spent time painting portraits on the last two days of the workshop. For several of us, this was the most challenging exercise. We practiced painting eyes from different angles; we painted the mouth and nose separately from the face just for practice, then we took our chances with the actual portrait paintings.

In conclusion, the workshop was a huge success. We had a fun group of students and a great instructor.

It was an extremely rewarding week.

*Zsuzsa Vamos, 2022 Spring Convention Co-chair*





# Thank You Spring WSO Convention Vendors!



For four conventions in a row, WSO's faithful friends The Merri Artist, American Easel, and Menucha made plans to present their products, services, and giveaways to eager members. And every six months for the past two years, they received the news that an in-person convention wouldn't be able to take place. Their loyalty paid off when they were, at long last, able to greet happy shoppers in the Dogwood Room at Embassy Suites.

## American Easel Panels — Now Accepted for Spring Shows!

It's no secret that American Easel wants every artist to give their panels a try, which is why they offer a free 4" x 6" sample panel at every convention. Also available at their tables were demo panels, brushes, and paint to try out then and there. Now that panels are an approved substrate to enter into WSO Spring Experimental Exhibitions, members snatched up a record number from the Hillsboro Vendor Fair. Tammy Forcier, co-owner of American Easel in Salem, only had one worry: making sure she could set aside enough panels to donate \$150 worth to be offered as door prizes for Sunday's Business Meeting. This is just one example of how this long-time Vendor Fair staple has supported WSO year after year. We thank you, AE!

You may show your appreciation by purchasing a wide selection of sizes, shapes (including rounds and ovals), and surfaces that accept all manner of water media at your local art store or at <https://americaneasel.com/>.

## Menucha Retreat and Conference Center — Paint Your Worries Away

Perhaps you were expecting to see Lauren Deming behind the Menucha table, as we have for years. Well, I'm happy to report that she is enjoying retirement. This gave us the opportunity to welcome Lori Nance, Menucha's Program Director. Thanks for joining us!

Lori wanted to take part in the Vendor Fair to continue the decades-long partnership enjoyed between Menucha and WSO. Known for its gorgeous setting and excellent dining, Menucha continues to offer top-notch art instruction along with tranquil lodging. Their sought-after workshop instructors include Beth Verheyden in July (already sold out) and numerous choices during the Creative Arts Community weeks taking place July 31 through August 13.

From historic architecture to peaceful forest paths dotted with wildflowers to its unparalleled views overlooking the Columbia River Gorge, you'll find Menucha to be an ideal artsy getaway. If a workshop doesn't fit into your schedule, you can pack your brushes for a personal retreat, either solo or with your art buddies. Call 503-695-2243 to make reservations. Find more information about personal retreats on Menucha's website:

<https://menucha.org/programs/personal-retreats>.

## The Merri Artist — Just as Fun Online!

Nothing beats walking into an art supply store, or our Vendor Fair, and discovering new toys. But the online experience of visiting <https://merriartist.com/> sure comes close. (continued on page 33)



René Eisenbart talks with new members Lisa Cohen and Heather Hensel.



Mojdeh Bahar at demonstration art table in Vendor's area.



## Thank You Spring WSO Convention Vendors! ... continued

Sally Borg, co-owner of the delightful McMinnville store, brought many fun items to test and take home. But, if you didn't get your fill, check out a selection of thousands more items on their website. If that seems overwhelming, just give them a call. Everyone on staff is an artist who truly speaks our language. They have just as much paint under their nails as you do (well, as I do anyway).

With an incredible selection of your favorite brands, supplies you never knew you needed until laying eyes upon them, competitive pricing with the artist's pocketbook in mind, knowledgeable staff, and quick shipping, you'll have a blast while supporting a local family-owned business. And you'll feel good knowing that you're shopping at a small business that has generously supported WSO year after year. If all those reasons don't convince you to try the Merri Artist's online store, they're offering our members 10% off with coupon code "WSO".

Can you see why I love working with all these wonderful folks? Please help me keep the WSO Vendor Fair going strong by supporting our guest vendors at each convention. Don't be afraid to ask where the Vendor Fair is if you don't see us. Set aside a few minutes for browsing this fall in Salem — you won't be disappointed!

*Sharon Rackham King, WSO Vendor Fair Chair*



## 2022 Spring Convention Thank you to Volunteers

It is not easy to find the words to express my gratitude to all the WSO members and other volunteers who generously invested their time and energy to help make this convention and the 2022 Spring Experimental Exhibition successful. There is a saying, "it takes a village." It indeed looked like a village as I witnessed members come together to contribute their knowledge, experience, and hard work to make our first post-Covid convention a memorable success.

The length of this article does not allow me to list all the names of these special people, but I trust that everyone will take a moment to read all the listed names in the upcoming beautiful exhibition catalog. I sincerely thank these people for their hard work during the past two years for WSO and this convention.

I want to use this space to express my special thanks to my two Co-chairs, Sandy Wood and Becky Meier, for being reliable, ready for new challenges, and making the work a great experience. Together we formed a winning team. Thank you!

I also would like to thank WSO members for entering the show with their 250-plus paintings and to everyone who registered to attend our events. Our conventions could never be possible without WSO's excellent technical staff and all the individuals who helped us along the way. Thank you!

WSO's conventions reveal the remarkable talent and strength of all our members. Our exhibits' beauty and quality draw audiences from far and wide. I feel honored to be part of this fantastic organization. **Thank you all!**

*Zsuzsa Vamos, 2022 Spring Convention Co-chair*





# Looking Ahead

For the first time since Fall 2019, we completed an in-person convention and workshop!! Our 2022 Spring Convention and Workshop with Juror Michael Holter in Hillsboro, Oregon, were a rousing success! Now we are not only looking forward to our 2022 Fall Convention in Salem in October but are anticipating future conventions! Our conventions and the Watercolor Society of Oregon only exist because of many hours of dedicated volunteers. The more of us who help, the less challenging it is to run this organization. Working together creates strong bonds that anchor our personal and professional lives. Jump in to chair or co-chair a convention by contacting me, Linda Burgel. My contact information can be found in the *Membership Roster & Handbook*.

Coming up:

**Fall 2022:**

Juror: **Salem**  
Convention: **Linda Kemp**, <https://www.lindakemp.com>  
Workshop: October 7 - 9  
Convention Chair: October 10 - 13 (four-day workshop)  
**Jean Lea**

**Spring 2023:**

Juror: **Bend**  
Convention: **Vera Dickerson**, <http://www.veradickerson.com>  
Workshop: April 14 - 16  
Convention Chair(s): April 17 - 21  
**needed**

**Fall 2023:**

Juror: **Salem**  
Convention: **Trish McKinney**, <https://www.trishmckinney.com>  
Workshop: October 6 - 8  
Convention Chair(s): October 9 - 13  
**needed**

**Spring 2024:**

Juror: **Location TBD**  
Convention: **Keiko Tanabe**, <https://www.ktanabefineart.com>  
Workshop: April 5 - 7  
Convention Chair(s): April 8 - 12  
**needed**

**Fall 2024:**

Juror: **Salem**  
Convention: **Iain Stewart**, <http://www.stewartwatercolors.com>  
Workshop: October 4 - 6  
Convention Chair(s): October 7 - 11  
**needed**

*Linda Burgel, Conventions Director*





# Online Registration for 2022 Fall Convention Events

Electronic registration will be used for all of our 2022 Fall Convention and Workshop events. Each event will be individually priced, and you may select as many or as few of the items you wish.

Workshop registration will be available for Active and Lifetime members on May 1, 2022, and for Subscriber members on June 16, 2022.

A maximum of 24 people can register for the workshop. The link to workshop registration: <http://events.constantcontact.com/register/event?llr=nn4zanuab&oeidk=a07ej51a75necbe49d2>.

Beginning August 20 at 8:00 am, you will be able to register for all convention events. Registration will close on September 10, 2022 at 8:00 pm. After verifying your selections, payment by credit card may be made through PayPal (no PayPal account is necessary), or you may opt to pay by check using the information provided on your confirmation sheet (emailed to you immediately after you register).

You will be sent an email with a link to register for the 2022 Fall Convention events in mid-August, approximately one week prior to the opening of registration; a reminder email will be sent immediately before registration begins. Alternatively, you may go to the WSO website and select "Convention Registration" from the News & Events menu when Convention Registration opens to the public.

*Per WSO policy, "Convention refunds are made only if a reservation is canceled within five (5) days after the close of online registration, or in the event of serious illness, accident, or death in the family." All refunds less a \$5.00 processing fee will be mailed or refunded via PayPal after the workshop, according to the original method of payment.*

*Per WSO policy, "Workshop Cancellations will be accepted up to two full weeks prior to the beginning of the workshop... Members MUST cancel at least 14 days before a workshop if they want a refund. If they cancel after that time, they will only receive a refund if their spot is filled with a replacement participant. In both cases, \$25 will be retained as a processing fee. Exceptions may be made in the event of serious illness, accident, or death in the family. Refunds less the \$25 processing fee will be mailed after the workshop."*

*The refund deadline for the 2022 Fall Convention is on or before Friday, September 16, 2022.*

Barb Sulek, Convention Registration



We are looking forward to the 2022 Fall Convention in Salem this October. Our host hotel is the Grand Hotel, which conveniently connects to the Salem Convention Center. The Friday **Meet and Greet** will be held at the Salem Convention Center. Nine breakout (continued on page 36)

*WSO Fall 2022 Convention  
Sparkle and Shine in Salem*



## *WSO Fall 2022 Convention Sparkle and Shine in Salem*

sessions are planned for Saturday and the **Awards Banquet** will be held in the Salem Convention Center, Santiam Ballroom. The **Artists' Reception** will be held on Saturday at Elsinore Framing and Fine Art Gallery, where the 2022 Fall Exhibition of the eighty selected paintings will be displayed. The Elsinore Gallery will be open Saturday from 10 am to 6 pm and on Sunday from noon to 4 pm. **The Business Meeting and the Juror Demo** will be held at the Kroc Community Center.

Fall is a wonderful time to visit the waterfront park across from the hotel and the indoor Riverfront Carousel with a variety of wooden animals carved and painted by local artists. You can walk the waterfront paths and the Peter Courtney Minto Island Bicycle and Pedestrian Bridge. You can visit the historic Bush House with rose garden and conservatory at the edge of Bush Pasture Park, a short drive away. While there, check out the Salem Bush Barn and Salem Art Association Gallery and gift store located on the Bush Park grounds. You can also see the nearby Deepwood Museum and gardens. The State Capitol and grounds is another interesting place to visit, as well as the Hallie Ford Fine Art Museum near the Capitol and our convention venue.

### **Our Juror**

Linda Kemp, CSPWC, OSA, SCA, author of *Watercolor Painting Outside the Lines* and *Simplifying Design and Color for Artists*, is our juror for the Fall Convention. Linda is an internationally known artist who instructs at symposiums and workshops throughout Canada, the United States, the United Kingdom, and France and now online. She has served as juror for numerous national and international exhibitions, including the 2020 Women in Watercolor International Juried Competition. Her innovative use of negative painting will be the focus of the four-day workshop on Monday through Thursday following the convention.  
(continued on page 37)



Capitol Building.



Salem Riverfront Carousel.



Deepwood Museum and Gardens.



Peter Courtney Bridge.



## *WSO Fall 2022 Convention Sparkle and Shine in Salem*

### **Salem Convention Center**

200 Commercial St. SE

Salem, OR 97301

<https://www.salemconventioncenter.org/>

### **Elsinore Framing and Fine Art Gallery**

444 Ferry St. SE

Salem, OR 97301

<https://www.elsinoregallery.com/>

### **Kroc Community Center**

1865 Bill Frey Dr. NE

Salem, OR 97301



Salem Convention Center.

*Jean Lea, 2022 Fall Convention Chair*

## *Calendar*

June 1 (Wednesday): Online Image Submissions open.

August 1 (Monday): Online Image Submissions close.

August 20 (Saturday), 8:00 am: Online Convention Registration opens and will close September 10 (Saturday), 8:00 pm.

October 5 (Wednesday): Shipped paintings must arrive at Elsinore Gallery, 444 Ferry St. SE, Salem OR 97301.

Brent Allen: [elsinoregallery@outlook.com](mailto:elsinoregallery@outlook.com)

October 6 (Thursday), 10:00 am – 2:00 pm: PAINTING CHECK-IN. Hand-deliver paintings to Elsinore Gallery, 444 Ferry St. SE, Salem OR 97301. Hanging of art will commence at 2 pm until completed.

October 7 (Friday), 9:00 – 11:00 am: Judging of paintings at Elsinore Gallery

October 7 – 29: Exhibition hangs at the Elsinore Gallery.

October 7 – 8 (Friday – Saturday): WSO 2022 Fall Convention Events, Salem Convention Center, 200 Commercial St. SE, Salem OR 97301.

October 7 (Friday), 5:00 – 8:00 pm: Meet and Greet

October 8 (Saturday), 9:00 am – 3:30 pm: Breakout Sessions

October 8 (Saturday), 9:00 am – 4:00 pm: Vendor Exhibits

October 8 (Saturday), 4:30 – 6:00 pm: Artists' reception, Elsinore Gallery

October 8 (Saturday), 6:00 – 7:00 pm: Pre-Banquet Social, Salem Convention Center

October 8 (Saturday), 7:00 – 9:00 pm: Awards Banquet, Salem Convention Center

October 9 (Sunday), 9:00 – 11:00 am: Business Meeting, Kroc Community Center, 1865 Bill Frey Dr. NE.

October 9 (Sunday), 11:00 am – 1:00 pm: Linda Kemp Demo, Kroc Community Center

October 10 – 13 (Monday – Thursday) 9:00 am – 4:00 pm: Linda Kemp 4-day workshop, Kroc Community Center.

October 29 (Saturday), 10:00 am – 2:00 pm: PAINTING PICK UP for all paintings at the Elsinore Gallery.

*Jean Lea, 2022 Fall Convention Chair*



# 2022 Fall Watercolor Exhibition Prospectus

October 7, 8, 9

Online Entries Open: June 1, 2022

Online Entries Close: August 1, 2022 at 8:00 p.m.

## ENTRY INSTRUCTIONS AND RULES

### Artwork Requirements:

1. You must be an Active WSO member, residing in Oregon, with 2022 dues paid to enter. To renew your membership, go to: <https://watercolorsofOregon.com> ⇒ membership ⇒ active-member-renewal, click on "Renew Your Active Membership", and follow the prompts.
2. A maximum of two images may be submitted.
3. All selected paintings shall be by a different WSO member.
4. Work shall be completed within two years of the submission deadline.
5. Work may be critiqued by a teacher and/or a critique group.
6. All work must be original in its concept, composition and design, and must be the creation of the artist.
7. The painting has not previously been juried into any WSO exhibition.
8. Work shall be executed without step-by-step instruction.
9. Artwork may not be altered once the image is submitted, except for adding the artist's signature, and artwork must match the submitted image exactly.
10. Single or double mats in white or off-white only are acceptable, but optional.
11. Frames must be matte black metal with a maximum depth of 2", with **minimum** outside dimensions of 256 square inches and **maximum** outside dimensions of 1200 square inches.
12. Paintings must be covered with Plexiglas (acrylic), **not with glass**.

### Mediums and Substrates:

1. The Fall Watercolor Exhibit is open to watermedia that can be reactivated by water.
2. Watermedia shall consist of paintings that are predominantly watercolor.
3. Work must be on a single piece of untreated paper; plastic paper such as Yupo and Tyvek are not allowed.
4. Acrylic, gesso, pastel, collage, ink, embossing, varnished works and canvas supports are not accepted.

### Procedures:

1. All accepted paintings must be available and delivered to the convention exhibition.
2. Artists who do not make an accepted painting available for the exhibit will not be allowed to enter WSO exhibitions for two years.

### How to enter:

1. RESIZE your image to 1200 pixels on the longest side and at 300 dpi.
2. RENAME your image as follows (example) SmithMary-GoneWithTheWind.jpg

**Note: No special characters can be used in the file name when submitting the images.**

3. Submit entries on the WSO website: [www.watercolorsofOregon.com](http://www.watercolorsofOregon.com); click on "Shows and Exhibitions."

### Need Help with your online entry?

Call a HELP VOLUNTEER:

PC: **volunteer needed**

Mac: Charlotte Peterson's contact information can be found in the *Membership Roster & Handbook*.

### More Information Needed?

Go to [www.watercolorsofOregon.com](http://www.watercolorsofOregon.com); click on "Shows and Exhibitions"



# 2022 Fall Convention Breakout Sessions and Instructors

Mojdeh Bahar .....	"Persian Art and Nature"
Elizabeth Zimmerman .....	"Creating a Digital Sketchbook"
Kirstin Bertilson (Queen B Organizing) .....	"Ask an Organizer"
Alisha Whitman .....	Tempting Trees
Linda Kemp .....	Juror's Critique #1
JoAnn Pari-Mueller .....	"Beauty and the Beach"
Glenda Goodrich .....	"Soul Collage"
Linda Kemp .....	Juror's Critique #2

*Jean Lea, 2022 Fall Convention Chair*



## Linda Kemp, Negative Painting Addicted - Watercolor Workshop

If you are looking for a fun filled watercolor workshop, we have one for you October 10 - 13, after our Fall Convention in Salem. Our Fall Convention Juror, Linda Kemp, will be the instructor for a 4-day "Negative Painting Addicted – Watercolor" workshop. In Linda Kemp's own words:

"Negative painting is an innovative approach to creating works of art and a fun exercise for your brain as you explore painting outside the lines! All shall be revealed as Linda guides you through this artistic investigation of techniques that transform imagery into evocative, stylized paintings that are built with layers of negative shapes. Tactics for interpretation of subject matter, negative painting strategies, simplified design, and basic color concepts, along with "seeing" for painting, are essential topics in this program. In step-by-step lessons you will learn strategies for painting landscapes, nature's patterns and florals. You will discover secrets for making remarkable underpaintings, how to start, build and complete your original, unique artworks. This stimulating workshop offers demonstrations, prepared notes, and individual painting time guided by friendly advice. You will take home several small studies and finished pieces and gain skills that will make you a more capable, accomplished painter. Think positive with negative painting - it's addictive! This program is suitable for all levels, although some painting experience is recommended.

The workshop offers fun and adventure in painting. We hope you can join us!" ~Linda Kemp



## *Linda Kemp, Watercolor Workshop ... continued*



Linda is internationally recognized for her unique contemporary watercolors and acrylics. Her innovative use of negative painting is the focus of her two best-selling books, *Watercolor Painting Outside the Lines* and *Simplifying Design and Color for Artists*. Linda is featured in art publications, video, and internet forums, with over 1.5 million YouTube views.

She is a Life Member of the Canadian Society of Painters in Water Colour (CSPWC), the Ontario Society of Artists (OSA) and a Life Member of the Society of Canadian Artists (SAC). Her award-winning paintings are in collections around the world, including The Royal Collection, Windsor Castle, U.K. In 2008, Linda was awarded the A.J. Casson Medal for Outstanding Achievement in Water Colour, the top award for the CSPWC National Exhibition, Open Waters. In 2005, she was awarded Woman of the Year for Arts and Culture. Learn more about Linda Kemp by visiting her website: [lindakemp.com](http://lindakemp.com).

**Location:** The workshop will be held at the Kroc Community Center, just North of downtown Salem at 1865 Bill Frey Dr. NE, Salem, OR 97301. We will have coffee, tea, and water each day in our workshop room. No outside food or beverages are allowed at the Kroc Center, but there is a great deli, Sacred Grounds Café, within the Center and closely located to our workshop room where you can purchase lunch and snacks.

**Registration:** The workshop fee is \$400 for the 4-day workshop and online registration on the WSO websites opens for active and lifetime WSO members May 1. Registration for subscribers and non-WSO artists will open June 16. There is an additional \$35 fee for non-WSO members. Link for registration:

<http://events.constantcontact.com/register/event?llr=nn4zanuab&oeidk=a07ej51a75necbe49d2>.

**Workshop Cancellation Policy:** Cancellations will be accepted prior to September 26 (14 full days prior to the beginning of the workshop). Cancellations made after Sept 26 will only be refunded if the workshop fills and a replacement is found. Exceptions may be made in the event of serious illness, accident, or death in the family. All refunds, less a \$25 process fee will be mailed after the workshop. (See WSO Policy II.D.2 Workshops, a-d. WSO Membership Roster & Handbook).



Kroc Center.

Jean Lea, 2022 Fall Convention Chair





**Grand Hotel**

201 Liberty Street SE  
Salem, OR 97301

<https://www.grandhotelsalem.com/>.

WSO Convention Room Rate (Deluxe King) is \$159.00 plus applicable state and local taxes and fees. There is a \$20 charge for each extra person per night.

You may make your reservations directly by calling the hotel toll-free number **877-540-7800**. Indicate your reservation is for the WSO Convention in October to get the special group rate.

The block of rooms will be held until September 5. Reservations made after that date will be accepted based on space and rate availability. Check-in is 3:00 pm and Check-out is 11:00 am.



Grand Hotel.

**Other Lodging in Salem:**

LaQuinta Inn & Suites  
890 Hawthorne Ave. SE  
Salem, OR 97301  
503-391-7000

Hampton Inn & Suites  
510 Hawthorne Ave. SE  
Salem, OR 97301  
503-362-1300

Phoenix Inn Suites Salem  
4370 Commercial St. SE  
Salem, OR 97302  
503-588-9220

Residence Inn Salem  
640 Hawthorne Ave. SE  
Salem, OR 97301  
503-585-6500

Best Western Plus Mill Creek Inn  
3125 Ryan Dr. SE  
Salem, OR 97031  
503-585-3332

You may also check TripAdvisor: [www.tripadvisor.com](http://www.tripadvisor.com).

*Jean Lea, 2022 Fall Convention Chair*





### Local/Regional Shows

These 14 WSO artists were juried into the Celebration of Creativity Fine Art Exhibit and Sale, held on March 3-6, 2022, at Southminster Presbyterian Church in Beaverton: Bill Baily, Donna Bekooy,

Maud Durland, Sandy Evans, Kay Gifford, Anji Grainger, Susan Greenbaum, Sharon Hansen, Sue Jensen, Phyllis Meyer, Chris Stubbs, Beth Verheyden, Harold Walkup, and Rose West.

At the Oregon Society of Artists Water Media Spring Juried Show in Portland, JoAnn Pari-Mueller received 2nd Place, Anji Grainger was awarded 3rd Place, and Chris Helton and Kristie Mooney each received an Honorable Mention. The juror was Lynda Hoffman-Snodgrass. View online through May 4, at

<https://www.osagallery.org/spring-juried-2022>.



"Less Than Approachable" by Liz Walker

The following WSO members were juried into the Northwest Watercolor Society's 2022 Member Exhibit, Waterworks Unlimited, juried by Mike Hernandez: Alexandra Eyer, Airi Foote, Anji Grainger, Denise Marshall, Sandra Pearce, Mary Rollins, and Liz Walker. The online-only show runs April 28-June 30, 2022. View online at (continued on page 43)



"Making Arrangements" by Robin Becic



"Exquisite Finds" by JoAnn Pari-Mueller



"Joy Overcomes Adversity" by Anji Grainger



"Sun's Blessing" by Lynda Hoffman-Snodgrass



*Kudos  
... continued*

<https://www.nwws.org/Exhibitions/Waterworks-Members-Exhibition>.

Robin Becic and Liz Walker had paintings juried into Sustainable Feast, the 39th Annual Art About Agriculture Touring Exhibition 2022. The show, sponsored by Oregon State University's College of Agricultural Sciences, can be seen May 10-June 15, 2022, at the Giustina Gallery, LaSells Stewart Center, Oregon State University, Corvallis. View online at <https://lasells.oregonstate.edu/giustina-gallery-0>.

At the Coos Art Museum, the Expressions West 2022 Exhibit is on display April 29 to June 24, 2022. Liz Walker and Victoria Tierney each have two pieces in the show. The juror was Walt Padgett. View online at <https://www.coosart.org/exhibitions-events/>.

### National/International Shows

WSO members juried into the 16th Annual Emerald Spring National Exhibition 2022 are Judith Baer, Paul Bourgault, Tara Chaote, Jo Dunnick, Margaret Godfrey, Lynda Hoffman-Snodgrass, Kathy LaMontagne, Debbie Loyd, Linda Shelton, Kim Smith, Margaret Stermer-Cox, Liz Walker, and Alisha Whitman. The juror was Jim Daly. The show will be held at the Emerald Art Center, 500 Main St, in Springfield, Oregon, May 3-June 3, 2022. View online after May 3, at <https://www.emeraldartcenter.org/>.

Share news about your art shows, awards and publications. Calls for Entries are welcome, too. Send your Kudos to Sarah Bouwsma. Check the *Membership Roster & Handbook* for her contact information.

Sarah Bouwsma



"Monolith" by Lynda Hoffman-Snodgrass



"Water Lilies" by Kristie Mooney

## *Summer Dreams*

"A perfect summer day is when the sun is shining, the breeze is blowing, the birds are singing, and the lawnmower is broken."

- James Dent