

# Watermark

Watercolor Society of Oregon's

[www.WatercolorSocietyofOregon.com](http://www.WatercolorSocietyofOregon.com)

Vol. LI, No. 2

May 2021

## *"Hues of Hillsboro"*

**2021 Spring Convention  
COVID-19 Style**

See more starting on page 18

## *"Serendipity in Salem"*

October 1 - 3, 2021

**2021 Fall Convention**

Learn more on pages 29 - 32

### **Online Painting Submissions**

Learn more on page 11

### **Prospectus for Fall Exhibition**

Learn more on page 33

Learn about  
**Juror Iain Stewart's  
5 Day Workshop**  
on page 30



"Airport" by Iain Stewart

# Watermark

Watermark is the newsletter of the Watercolor Society of Oregon and is published quarterly in February, May, August, and November.

WSO is a 501(c)(7) as determined by the IRS.

WSO PRESIDENT:  
Anji Grainger

NEWSLETTER CO-EDITORS:  
Leslie Dugas

Karen Kreamer

Send articles and images that are of general interest to the WSO membership to the editor via email and file attachments. The due date for the August issue of *Watermark* is July 15, 2021.

NEWSLETTER DESIGN &  
ADVERTISING:

DESIGN:  
Elizabeth Zimmerman

Send advertisements and payment to:  
Western Rose Studios  
Attn: Elizabeth Zimmerman

ROSTER CHANGES:  
Jan Premo

NEW MEMBER INFORMATION:  
Liz Walker



## In this Issue

|  |         |
|--|---------|
| President's Message .....  | 3 - 4   |
| Board Action .....   | 4 - 5   |
| Past President's Message .....   | 6       |
| Editors Page .....   | 7 - 8   |
| DVD Library News .....   | 8       |
| It's That Time Again, Menucha Fans .....                               | 9       |
| WFWS 46th Exhibition Delegate Update .....                             | 10      |
| LOGO Merchandise Sales Will Go Online .....                            | 11      |
| Online Painting Submissions .....                                      | 11      |
| Honoring WSO's Artists and Their Accomplishments .....                 | 12      |
| Introducing New Members for the Class of 2021 .....                    | 13      |
| Book Review "The Art of Paint Marbling" by René Eisenbart .....        | 14      |
| Happenings with WSO 100 Club .....                                     | 15      |
| Signature Membership and Award Winners for Spring 2021 .....           | 16      |
| In Memoriam: Martha Stafford Dayton .....                              | 17      |
| 2021 Spring WSO Convention, "Hues of Hillsboro" Covid-19 Style .....   | 18      |
| 2021 Spring Convention Jurors' Demo with Ken and Stephanie Goldman ..  | 19      |
| 2021 Spring Jurors' Workshop .....                                     | 20 - 21 |
| 2021 Spring Convention Breakout Sessions Covid-19 Style .....          | 21 - 26 |
| 2021 Spring Convention Thank You to Volunteers .....                   | 27      |
| Convention Chairs Needed .....   | 28      |
| Looking Ahead – Upcoming WSO Conventions .....                         | 28      |
| "Serendipity in Salem" 2021 Fall Convention .....                      | 29      |
| 2021 Fall Convention Presents 5 – Day Workshop with Iain Stewart ..... | 30      |
| Lodging in Salem .....   | 31      |
| Breakout Sessions for 2021 Fall Convention .....                       | 32      |
| Online Registration For 2021 Fall Convention Events .....              | 32      |
| Prospectus .....   | 33      |
| Kudos .....  | 34 - 35 |

A little note from Elizabeth: Click on any of the above articles, and you will be directed to that exact page! And to get back to this page click on any *Watermark* on the top of a page.

A big *Thank you* to our supporters  
and advertisers

**Eric Wiegardt Merri Artists**  
**Art in the Mountains René Eisenbart**  
**Oregon Society of Artists Ruth Armitage**  
**Village Gallery of Artists Robert BurrIDGE**  
**M. Graham Paints Winnie Givot**

Click on an advertiser (above) to see their ad and click on their ad to be redirected to their website!

Would you like to advertise in Watermark? Click here to download Ad  
Reservation Form and details.

And we can't forget another big *Thank you* to the Watermark Editing Team:  
Susan Escobar, Kathryn Oliver-Garnett, Ken Lundgren, Ilana Hoffman,  
Leslie Dugas, and Karen Kreamer.

## President's Message



As your president, I must tell you how proud and happy I am with our WSO members. We are a group of people who step in when and where we are needed, and I am honored to be a part of this organization. The reinvention of the Spring 2021 Convention has brought lots of hard-working artists together to offer you some fabulous experiences. As you read through this *Watermark*, you will see so many ways all this hard work has come together.

In the last two issues of the *Watermark*, I have shared a short children's story with you, and perhaps some of you are asking – why? This quote by Maria Papova, author of *The Snail With the Right Heart*, answers this question perfectly:

"Great children's books move young hearts, yes, but they also move the great common heart that beats in the chest of humanity by articulating in the language of children, which is the language of simplicity and absolute sincerity, the elemental truths of being: what it means to love, what it means to be mortal, what it means to live with our fragilities and our frissons. As such, children's books are miniature works of philosophy, works of wonder and wonderment that bypass our ordinary resistances and our cerebral modes of understanding, entering the backdoor of consciousness with their soft, surefooted gait to remind us who and what we are."

I believe that the "gift" of a good children's story has the power to heal the soul, particularly during this last year of hardship. So please indulge me and enjoy...

This one is called "Kartusch", written by Stephan Cosgrove.

*A time or two ago, in a country corner of the forest, lived a dozen or so small creatures called Furry Eyefulls. The Eyefulls were chubby little animals covered from head to toe with long fuzzy fur and two of the largest eyes you have ever seen.*

*All day long they would walk along the many trails of the forest with their eyes wide open, looking for beautiful things to see. Sometimes they would stop for hours and hours just to gaze at a mountain bathed in morning sunshine.*

*They were known to sit on the beach and stare at their mirrored reflections in the lake. Once in a while, a glistening fish would flash to the surface making ripples on the water. The Furies would roll about in fits of laughter, as their faces danced about the lake.*

*In the evening time, as all was getting dark, they would carefully gather twigs and sticks with which to make a fire. As the blackness of night settled about them, they would gaze forever at the stars in the sky or simply watch the dying embers of the fire. Beauty was all around them and they never missed seeing anything.*

*But even with the Furry Eyefulls, there were problems. For, you see, the Furies were so afraid of not seeing something that was beautiful, that they never closed their eyes and never went to sleep. Now all this just caused the Furry Eyefulls to become grumbly and grouchy. You know as well as I do that if you don't get some sleep you can get awfully cranky and sometimes downright mean.*

*At least once a day one of the Furies, who wasn't looking where he was going, would bump into another Furry and, before you could say Furry Eyefull four times, there would be a fluffy pile of Furies all grumbling and mumbling at each other and nobody saying I'm sorry.*

*Well, things could have gone on like this forever, had it not been for one small Furry who stopped to watch a bright green snake who was wrapped around the stem of a flower. All the other Furry Eyefulls crowded around the stem to see what he was looking at. They bustled and shoved and grumbled and growled at each other as the beautiful little snake wound softly to the top of the flower. "Who's there?" he asked quietly as his tongue flicked gently about and tasted the air. "Would you look at that!" said one of the Furies, "That snake is blind, for he has no eyes with which to see." Words of pity rang out from the Furry Eyefulls: "He's blind!" "He can't see!" and "Oh you poor, poor snake!" "Well!" said the snake, "My name is Kartusch, and I would hardly call myself poor."*

*"But you must be poor!" one of them said, "For you cannot see all the riches of the beautiful forest." "Ah," said Kartusch, "beauty is not just in seeing things. It's also in touching and feeling and hearing things." And with that, Kartusch listened very quietly and heard the beautiful forest growing in the warm spring air. Well, the Furry Eyefulls were not to be outdone by a green snake. So, they began listening very hard to hear this beauty, but once again somebody slipped, or, maybe he was pushed, and the grumbling and mumbling started all over again.*

*Kartusch listened around and then laughingly said, "You call me poor, for I cannot see, yet you must be poorer, for you cannot hear." "Oh, yes we can!" they said, "Just listen to this!" And with that they tried with all their might to listen to the beauty around them. But... somebody sneezed, and then somebody banged (continued on page 4)*



## President's Message ... continued

somebody on the knees. And then everybody started grumbling and mumbling again.

"It's no use!" said one of the Furies. "We'll never be able to listen. None of us ever gets any sleep because we're afraid we might miss something beautiful." Kartusch smiled a secret smile and slid down the flower to the grass below and wound himself up on a tall mushroom.

"Gather around," he whispered, "and I shall teach you how to listen!" All the Furry Eyefulls crowded about trying to get close to the emerald snake. "Now all of you," said Kartusch, "sit very quietly and softly close your eyes." The Furies sat down with a bump on the grass and after squirming around for a bit, they all, one by one, began to close their eyes and listen.

"I can hear it!" exclaimed one. "I can hear something beautiful." And sure enough, off in the distance, each one of them began to hear the soft, quiet beauty of an evening cricket. "Keep listening," said Kartusch, "And you not only will feel the wondrous things around you, but in your mind, you will dream of all the beauty you have seen today." One by one the Furies gently fell asleep as the sounds of evening wove their dreamlike spell. Kartusch listened to the soft sounds of night around him and he thought, "I may not be able to see with my eyes, but I can see all that I need to see when I listen with my mind." And with that he fell fast asleep... The End

I love the subtle message of this little story. If ever you feel you are not enough or you're not as good as the other guy, "listen" to Kartusch...

Keep creating wondrous Art.

Anji Grainger, WSO President

## Board Action



On April 9, 2021, the WSO Board held our meeting via Zoom. **President Anji Grainger** called the meeting to order at 12:07 pm. Ten Board Members and eight committee members were present. **Anji** welcomed **Linda Burgel**, one of our incoming Joint Convention Directors, and **Sue Mitchell**, one of the Convention Chairs for the Salem Fall 2021 Show. She also introduced and welcomed our new Grant Writer **Kathy Rock**.

The Board approved **Secretary Amanda James'** Board minutes from the January 2021 meeting.

**Barb Sulek, Past President**, announced that **Linda Nye** is the new Education Director, and our new Grant Writer is **Kathy Rock**. Barb is currently working on filling the following positions: Administrative Director, Registration Chair, *Watermark* Advertising Chair, and a new Hospitality Team.

As Registration Chair, **Barb Sulek** also reported on registration for both the virtual Mini-workshop/Demo and the new pre-recorded Breakout Sessions. Of note was the great response to the pre-recorded breakout sessions, which totaled 453 purchases.

**Treasurer Nancy Fraser** reported on the Financial Statements for the period ending April 2, 2021. She emphasized how well the Spring Convention and Workshop went, considering all the changes and adversity in response to the pandemic. She asked the Board to consider continuing the virtual sessions. These are very attractive for members who cannot attend the conventions. We sold \$4,530 worth of sessions, and we have all of the equipment needed to film these programs.

**Vice President Winnie Givot** reported on the likelihood that Janine Gallizia will be the juror for the Fall 2024 show. She also requested suggestions of mixed media jurors for the Spring 2024 Convention.

**Awards Chair Donna Bekooy** reported that everything is in place to hang the ribbons on Saturday, April 10, at the Urbanite Gallery.

**Merit Award Chair Becky Meier** reported that two more members had achieved signature status. See **WSO 100 Club President Suzy Carroll's** report in this issue under HAPPENINGS with WSO 100 CLUB.

The Board thanked **Education Director Linda Nye** for assuming this position. She told (continued on page 5)

## Board Action ... continued

us that she has many new ideas for educational opportunities for our members. She welcomed our new Grant Writer Kathy Rock.

**WFWS Delegate and Menucha Liaison Chris Stubbs** has information about WFWS in this issue under Western Federation of Watercolor Societies and about Menucha Workshops under The Menucha Report.

**Convention Director Zsuzsa Vamos** announced that the future Convention Director would be a shared position and include Linda Burgel, Wendy Myers, Penelope Youngfeather, and Gary Folker. Zsuzsa also reported on the April 2021 convention, which has close to a \$5,000 profit. She thanked everyone who helped with this event.

**Convention Chairs Beth Schilling, Marcia Morrow, and Loisann Young** have confirmed locations in Salem for all events for Fall 2021.

**Sandy Wood, Becky Meier, and Zsuzsa Vamos** are convention co-chairs for the April 2022 Convention in Hillsboro. The chairs made preliminary reservations for the breakout sessions and the banquet at the Embassy Suites Hotel. They also requested exhibit space with the Hillsboro Brookwood Library. A search for the workshop location is underway.

**Juror Liaison Christine Helton** reported that WSO members submitted 214 paintings for the Spring 2021 Experimental Exhibition. Ken and Stephanie Goldman notified WSO of their selections on February 16.

The document "How to Prepare Your Painting" will be updated to reflect the new Policy X for the Spring and Fall Shows. Christine Helton also presented a Motion, which passed unanimously, to add to Exhibition requirements regarding signed gallery contracts and the reminder that galleries will not allow paintings to hang without a contract attached.

**Online Painting Submission Chair Mary Elle** reported a few technical difficulties with the website, mostly involving people using special characters in their file names. She thanked everyone who helped her while her computer was down during the ice storm.

**Membership Director Jan Premo** reported that as of the Board meeting, we now have 609 members. Jan Premo also thanked Mary Elle and Liz Walker for their assistance in proofreading the roster.

**New Member Chair Liz Walker** reported 27 new active member registrations since October 2020.

**Mentor Program Chair Debbie Loyd** would like to clarify that the word "mentor" on the New Member form refers to a WSO member who can help integrate the new member to WSO, **not** an art mentor.

**Publication Director and Communication Chair Elizabeth Zimmerman** reported that from December 31, 2020, through March 30, 2021, she sent out 11 campaigns including but not limited to information on the Spring Show, voting for People's Choice, the WSO 100 Club Raffle, and reminders regarding Dues.

**Elizabeth Zimmerman** announced that *Watermark* emails would include ads from advertisers with links to their websites. The goal is to start tracking click rate to use as a possible motive to advertise.

**Elizabeth Zimmerman** also presented the production schedule for the May 2021 *Watermark*.

**Watermark Co-editors Karen Creamer and Leslie Dugas** announced that Kathryn Oliver-Garnett and Ken Lundgren, who have extensive proofreading experience, have joined the *Watermark* editing team.

**Web Liaison Carol Putnam** reported on the numerous website updates items made during the last quarter. These included but are not limited to updating WSO 100 Club lists and forms, adding the February *Watermark*, adding a video of accepted paintings for the Spring Experimental Exhibition, and adding supply lists for the Jurors' workshop.

**Logo Merchandise Coordinator Joyce Henstrand** reported on the progress of the sale of Logo Merchandise online. The goal is to have sales up and running by September 2021. See additional information about Logo Merchandise in this issue under LOGO Merchandise Sales Will Go Online.

**DVD Librarian Susan Hartson** reported that during the 1st Quarter of 2021, WSO members checked out 25 DVDs. She has purchased 31 new DVDs; Beth Verheyden contributed five DVDs to our library.


**Historian Peg Patterson's** report is in this issue under Honoring WSO Artists and Their Accomplishments.

**President Anji Grainger** announced that the next Board Meeting would be held virtually on Saturday, June 12, 2021, from 12:00 pm to 3:00 pm.

The meeting adjourned at 2:08 pm.

Amanda James, WSO Secretary

## Past President's Message



Thank you to all who completed the 2021 Member Survey, our single most effective tool enabling our members to indicate their interests within our organization, not necessarily for a given position within WSO, but perhaps simply to discover a field of interest.

The Past President and nominating team review the results of the survey and use it to identify members who may be interested in filling a vacancy in a specific area.

When completing the survey, you can indicate that you are not able to volunteer at this time; or if you are available, it is only on a sporadic basis. You may also indicate that you are already a community or WSO volunteer, or that you'd like to be contacted to discuss a position within WSO.

Truly, when you complete the survey, you are simply communicating your interests.

The following positions have been filled (or are in the process of being filled) within the last quarter:

We have a new **Education Director**, Linda Nye, who has been a member of WSO since 1992. She was an educator by profession and was WSO President in 2015. Linda will sit on both the WSO and the WSO 100 Club boards. Linda will finish out Margaret Godfrey's term on the board through October 2022.

Our new **Grant Writer**, Kathy Rock, will work closely with Linda Nye to identify and pursue grant opportunities, allowing us to further develop and execute WSO's educational programs throughout the state. Kathy became a member of WSO in 2020 and was a grant writer for Clackamas County.

New **Administrative Director**; We're close to naming a replacement. If any are still considering this position, please contact me as soon as possible.

We are currently seeking members to fill the following positions:

**Registration Chair** or co-chairs. The person in this position manages the online registration process for our weekend convention activities, the Juror's workshop immediately following the convention weekend, and the WSO 100 Club Raffle. This really is a fun position; bring your knowledge of Excel to this one!

**Advertising Chair** to train with Elizabeth Zimmerman, assuming advertisement responsibilities for the *Watermark*. This position falls within the Communications group – if you enjoy working in marketing, design, or sales, we need you!

**Hospitality Team** to train with the current team (Linda Nye and team) to be ready to take the reins in October 2021. This is ideal for a Critique Group or a small group of gallery volunteers. This group springs into action during the 7-10-day period before the Spring and Fall Conventions.

*Barb Sulek, WSO Past President and Volunteer Coordinator*

**ERIC WIEGARDT**  
VISUAL PLEASURE FOR GENERATIONS  
AWS-DF, NWS

### WORKSHOPS

**ONLINE**  
**MONTHLY PAINT-ALONG**  
**WEEKLY COMPOSITION CLASS**  
**PAINTERLY WATERCOLORS**

**LONG BEACH, WA**  
**6/28-7/1 PAINTERLY WATERCOLORS**  
**7/12-15 PLEIN AIR WATERCOLORS**

[www.ericwiegardt.com](http://www.ericwiegardt.com)  
**360.665.5976**  
[watercolors@ericwiegardt.com](mailto:watercolors@ericwiegardt.com)





## Editors Page

In February, we introduced *Watermark* Co-editors Leslie Dugas and Karen Kreamer, and editors Susan Escobar and Ilana Hoffman. We included photos of Leslie and Karen but did not show pictures of Susan and Ilana. In this issue, we'll show pictures of our entire Editing Team: Leslie, Karen, Susan, Ilana, and our new proofreaders, Kathryn Oliver-Garnett and Ken Lundgren. In addition, Kathryn and Ken have each written an introductory article for this issue. Welcome, Kathryn and Ken!

The members of the *Watermark* Editing Team are committed to doing their best to bring you all an interesting and fun newsletter, with articles submitted by the hard-working Board Members, Committee Chairs and dedicated volunteers who make up the great organization of artists that is WSO.

If you would like to become a member of our team, to help with editing or proofreading, please contact Leslie Dugas, Karen Kreamer or Elizabeth Zimmerman. Our contact information can be found on Page 2 of the *Watermark* or in the 2021 Membership Roster.

*Karen Kreamer, Watermark Co-editor*

### Kathryn Oliver-Garnett

I've always had a strong interest in creative arts, but I am a scientist by temperament and training, so I haven't had much formal art instruction. Since college, I have worked in many situations where editing and proofreading were part of the job, whether for technical research, grant writing, newsletters for non-profits, or commercial publications like the *Seattle Weekly*, and various neighborhood newspapers.



Kathryn Oliver-Garnett

Over 20 years ago, we moved to Cedar Mill in Portland where I found the Village Gallery of Arts. I watched the class offerings over the years, and in 2014 took one from Mary Burgess called "Watercolor for the Absolute Beginner;" my adventure with watercolor began! I've taken many of her classes since, as well as other classes in various media. I'm an active member at VGA, and also the current Publicity Chair, primarily responsible for publishing their monthly press releases, among other publicity-focused activities.

A friend at VGA introduced me to WSO several years ago, and I have learned so very much from WSO conventions and workshops. When Karen and Leslie approached me about proofreading the *Watermark*, I was hesitant at first; after the editorial team guided me through one issue, I'm happy to say I'm glad to be part of the team. It is an attractive, interesting publication, so not only am I supporting quality writing about artists and the arts community in (continued on page 8)



Leslie Dugas, Co-editor



Karen Kreamer, Co-editor



Ilana Hoffman, Editing Team



Susan Escobar, Editing Team



**Premier Destination Workshops!**  
[info@artinthemountains.com](mailto:info@artinthemountains.com)  
[www.artinthemountains.com](http://www.artinthemountains.com)  
**503-930-4572**

## Editors Page ... continued

Oregon, I get to see the news "fresh off the press," as it were!

Kathryn Oliver-Garnett, Proofreader, Watermark Editing Team

### Ken Lundgren

I am a retired architect, married to Trina, with three kids and six grandkids. I resurrected my watercolor skills after retirement in 2011, and in 2016, I became an Active Member of WSO. I also became a member of the Oregon Society of Artists (OSA) where I am the OSA Board Director of Building and Site. I will soon complete my 3-year OSA commitment and am now looking forward to involvement in WSO.

My career as an architect began in 1971. I grew up in Oregon City and after two years at Portland State, transferred to the University of Oregon, where I graduated in 1968. I apprenticed under a Portland architect/artist who encouraged my use of watercolor media. In 1972 I became a partner in ELLA/ AIA with clients including Northwest Natural Gas, City of Portland, Multnomah County, and Portland General Electric. In 1987, I joined Industrial Design Corporation (a subsidiary of CH2M Hill), a firm serving the semi-conductor industry with cleanroom facilities around the world. During 2006 - 7, I transferred into CH2M Hill as a project manager/architect for the 2012 London Olympics. I formally retired in 2011, but continued to accept project assignments until 2014. It was hard to quit!



Ken Lundgren

Ken Lundgren, Proofreader, Watermark Editing Team

## DVD Library News



Check it out!! Over 30 new instructional DVDs have been added to our library in 2021! You can find the complete list by clicking on the "About" tab at the top of the home page of the WSO website. Choose "Education" and "Video Rental Library." The new videos will appear in red type. Here is sampling of some of the new ones:

Anne Bagby, *Pattern & Form: Advanced Collage Techniques* (115 min): Anne teaches you dozens of ways to refine your compositions, print custom paper, master essential patterns, and use drawing, glazing, and stenciling techniques to create stunning figure designs.

Don Getz, *Watercolor Journaling for the Traveling Artist* (66 min) (Beginner). The thrill of creating watercolor journals lies in the simplicity of the entire process, a travel palette, a pencil or pen, a journal book with watercolor paper and personal time. Don will help you find enthusiasm and inspiration when creating your own personal watercolor journal.

Annette Mitchell, *Foam is Where the Art Is* (104 min): Annette demonstrates a completely approachable and affordable method of printmaking that American Artist magazine has described as "Elegant Prints From a Foam Plate". The process requires no press or expensive equipment. Follow the easy, step-by-step instruction, and you'll be exercising your creativity and producing archival prints with ease.

Remember, WSO covers the shipping postage expense for all members. Order your favorite library selection and learn new techniques, from collaging to Zentangling, for free!

Susan Hartson, DVD Librarian





# *It's That Time Again, Menucha Fans!*



Yong Hong Zhong will be teaching a Menucha workshop from May 10 to 13, 2021. Yong is fairly new to WSO. He is a former Disney animator and does the most amazing watercolor landscapes -- filled with color! Please check out some images of his vibrant watercolors below.

The same Covid-19 precautions will be taken in May as were taken last October when Margaret Godfrey taught. Class size will be limited to 10 participants, and there will be individual rooms and boxed meals for each artist.

Registration opened on April 20th! I know many of you will want to register for this exciting workshop. Because class size will be limited, get your name on the list as soon as possible. Register for Yong's workshop on the Menucha website using this link:

<https://menucha.org/programs/swcw>.

*Chris Stubbs, WSO/Menucha Liaison*

Examples of Yong Hong Zhong's paintings



# WFWS 46th Exhibition Delegate Update Hosted by Utah Watercolor Society



## Awards:

Six WSO artists were accepted for this year's WFWS Show, juried by Sarah Yeoman. Of those six artists, three have won awards! The award winners are Steve Rothert, Mila Raphael, and Sam Livingston!

Accepted WSO artists included Harold Walkup, Cathy Cramer and Jennifer Armitage, in addition to the award winners. The awards will be announced on May 7, 2021 on the WFWS YouTube channel at 6 pm (Mountain Time). After they are announced, the award-winning paintings will be highlighted in the Web Gallery. During the presentation, you will also see videos from the societies'

delegates as well as from the award winners!

To view the WFWS exhibition visit the call site: [Web Gallery](#)

The evening will feature a live introduction from Salt Lake City, a few comments from juror Sarah Yeoman, and the awarding of new Signature memberships. Awards will be followed by the exhibition slideshow and a "toast" to the future.

Sarah Yeoman Workshop: "Light and Atmosphere in Watercolor"

Juror Sarah Yeoman, AWS, will be offering a ZOOM workshop from May 3 - 5 from 9 am - 3 pm. All WFWS members are invited for the UWS fee of \$200. Sarah gets rave reviews as an instructor. Check her out on the April/May 2021 *Plein Air Magazine* website [www.outdoorpainter.com](http://www.outdoorpainter.com), and at *American Watercolor Weekly*, "In the Footsteps of the Hudson River School" <https://americanwatercolor.net/in-the-footsteps-of-the-hudson-river-school/>

To register: Go to UWS Website: [utahwatercolor.org](http://utahwatercolor.org) and find her workshop. You can register directly from that Website.

THANK YOUs abound for the Utah Watercolor Society, which has worked so hard to arrange a virtual convention for the Western Federation of Watercolor Societies.

Chris Stubbs, WFWS Delegate



May 2021

## Spring Show

Celebrating

Mothers, Daughters, Sisters, Spouses!

Featured Artists: mother-daughter duo:

Nancy Norman & Teal Buehler

### Classes & Workshops

- Plein Air Painting for Beginners
  - Jean Anderson – Zoom Class
- Intro to Watercolor
  - Debbie Teeter – In-person Class
- Pine Needle Basketry
  - Kim Black – In-person Class
- Decorative, Useful Gourds
  - Kim Black – In-person Class

► ONLINE REGISTRATION FOR ALL CLASSES ◀

[www.villagegalleryarts.org](http://www.villagegalleryarts.org)

1060 NW Saltzman Road, Portland, Oregon 97229  
(Next to the Cedar Mill Library)  
503-644-8001

Classic  
Watercolor  
Try  
Something  
New!



# LOGO Merchandise Sales Will Go Online



It's time to create your gift list for LOGO purchases! Starting in September, members and friends of WSO will be able to purchase LOGO merchandise online. Because merchandise is generated only when you place an order, we will be able to offer a wider array of products than is available at conferences.

In addition, we would like to feature images of art created by our members. Think of presenting friends and family with coffee mugs, t-shirts, and more printed with art images that you have created! If you would consider allowing WSO to print an image that you created, contact Jenny Armitage soon. To protect our artists, we are developing a contract for those who allow us to use images, so that artists can retain ownership and control of their image.

Joyce Henstrand, Logo Merchandise

## Online Painting Submissions



This spring, there were 215 entries submitted by 128 artists. The entry process seemed to work well for most entries; however, one problem occurred worth mentioning. The computer cannot process special characters, such as ?, !, #, and certain punctuation marks, such as apostrophes. If your painting is titled *Beginner's Luck! #4*, then your file name should be YourName-BeginnersLuck4.jpg. Following this naming guideline will save a lot of headache on the part of the artist as well as the online submissions chair.

Remember not to change your painting in any way after the image has been submitted, except to add your signature.

Online submissions for the 2021 Fall Watercolor Exhibition open June 1, and close August 1, 2021, at 8 pm.

Mary Elle, WSO Online Painting Submissions



*M. Graham*  
M. GRAHAM & CO.<sup>®</sup>

**EXCEPTIONAL  
COLOR BEGINS WITH  
A SUPERIOR VEHICLE**

We make our watercolors using Northwest honey. Preferred by artists for centuries, honey with balanced amounts of gum Arabic and water creates a fluid binding medium in which we are able to disperse exceptional amounts of pigment. The higher pigment loads provide greater color saturation and richness for a complete range of performance from delicate tints to dark, concentrated color.

**WATERCOLOR**  
PAINTINGS LOOK BETTER  
with M. GRAHAM COLOR

[www.mgraham.com](http://www.mgraham.com)



# Honoring WSO's Artists and Their Accomplishments



Did you know that the Historian collects and retains WSO's show exhibition catalogs, *Watermark* editions, rosters, all meeting minutes and FYE financial and business records, as well as digital media containing images of all spring and fall show entries? After 10 years, paper records are sent to the Oregon State University Special Collections and Archives Research Center where they are available for public viewing. Preserving records of WSO's activities is intended to raise awareness of and appreciation for WSO's 54-year history and its artist members. CDs and USB drives containing show images produced in 1986 and later are not sent to OSU due to copyright issues, but remain in the Historian's possession.

The Historian responds to requests from *"WSO members, their families, collectors and/or other persons about a particular work of art or artist member, or significant activity of the organization."* If you are seeking historical information, I am the one to contact.

Currently, our records do not contain much *"specific information about a particular work of art or artist member"* other than what has been featured in previous issues of the *Watermark*.

Therefore, **I would like to invite you, as a WSO artist**, to submit information about yourself (your *Artist's Bio*) and your works of art and accomplishments. If you need information about how to write an *Artist Bio*, there is ample information on the web.

Why is this important? Because WSO wants to honor its member artists and their accomplishments. If you possess information about a previous WSO artist member or their works, please send me this information as well.

Please email your information to me in PDF format, or you can mail paper copies to me (See *Roster directory*). I will add this information to the WSO Historian records. After the 10-year mark, it will be included in the WSO records that are sent to OSU for permanent archiving.

Peg Patterson, WSO Historian  
[Historian@watercolorsocietyoforegon.com](mailto:Historian@watercolorsocietyoforegon.com)



## 10% off

For WSO members in-store and online

with coupon code: WSO

[merriartist.com](http://merriartist.com)

421 NE 3rd St.

McMinnville, OR 97128

866-472-1684

# Introducing New Members for the Class of 2021



In the February 2021 *Watermark*, I introduced 13 new Active Members of the Class of 2021 who joined after October 1, 2020. As of April 7, we have 17 additional new Active Members in the class of 2021, bringing the total so far to 30. We expect that more will join in 2021, of course. Applicants with Oregon residency and paid membership dues can join WSO at any time of the year, which is especially helpful for people who move to Oregon. As new members, they can immediately take advantage of our

Active Member benefits, including submitting images to our Fall and Spring Juried Exhibitions.

We assign new members "Class of" status when they pay their WSO membership dues (due by the first of November each year). New Active Members who join WSO from October 1, 2020, through September 30, 2021, are part of the Class of 2021.

Because the pandemic has temporarily postponed our in-person conventions, it is important to find ways to help new members get connected and encourage them to submit entries to our shows. Please invite new members to a ZOOM critique or ask them to visit a favorite gallery safely with you. Debbie Loyd oversees the Mentoring Program for new WSO Active Members who request this help. Please let Debbie know if you are willing to serve as a mentor for a new member. They need not be in your area as most of your initial contact will be via email or phone. Let's all make sure that they feel welcome and become a vital part of WSO.



*Liz Walker, New Member Chair*

## **Additional New Active Members - Class of 2021** (joined January 12 - April 7, 2021)

| First Name | Last Name | City        |
|------------|-----------|-------------|
| Ann        | Anderson  | Eugene      |
| Bette      | Butler    | Sunriver    |
| Lisa       | Cohen     | Sisters     |
| Jean       | Fuchs     | Portland    |
| Melanie    | Dyer      | Sisters     |
| Tim        | Gault     | Portland    |
| Rachel     | Gessert   | Portland    |
| Dolores    | Hoffman   | Aurora      |
| Heather    | Hensel    | Sisters     |
| Elizabeth  | Holt      | Portland    |
| Matthew    | Johnson   | McMinnville |
| Joan       | Johnson   | Medford     |
| Tangela    | Purdom    | Portland    |
| Dottie     | Roth      | Redmond     |
| Wayne      | Ruby      | Neskowin    |
| Constance  | Strawn    | Portland    |
| Laura      | Thompson  | Redmond     |

# Book Review

## "The Art of Paint Marbling" by René Eisenbart



Longtime WSO member René Eisenbart is renowned for her beautifully marbled paintings and her fun-filled workshops about marbling with acrylic paints. In her recently published book, "The Art of Paint Marbling" (available through major online book sellers such as Powell's, Amazon, etc.), René brings her marbling expertise to a worldwide audience. This 128-page book is a must-have for artists who want to learn how to marble or wish to strengthen their marbling skills.

René's book takes you through the entire marbling process from setup to clean up and provides a handy list of marbling terms as well as a resource list for the purchase of marbling paints and supplies.

René has organized the book into easy-to-read chapters, starting with the essential prep and setup needed to begin marbling; she includes clear instructions and color photographs depicting all the basic marbling patterns that can be created with special rakes and combs. A section called "Beyond the Basics" takes you deeper into some of the intricate patterns and techniques that marbling offers—including René's specialty, marbling over an existing watercolor painting. As you're reading the book, it becomes obvious that René has put her time and energy into understanding the chemistry of pigments and how they react in the marbling tray. Her knowledge is key to creating expertly marbled papers.



René's section on color pigments goes above and beyond traditional marbling books. Most marbling books

mention the color wheel, but René expands your knowledge as she explains which pigments float or sink, and how to achieve the best results when marbling with a variety of recommended paints. René's attention to pigment properties is a veritable recipe for creating groups of harmonious colors.



Last but not least, René has included a troubleshooting section complete with photos of irregularities that frequently occur during the marbling process. René demystifies these problems and provides clear solutions for avoiding common mishaps as you explore this exacting, but highly rewarding, art form.

René's book captures all of the magical unpredictability of marbling and illustrates how marbling has elevated her paintings to heights she never imagined. Reading this book may inspire you to follow René's advice to "put on your old clothes and let the paint fly!"

Liz Walker, WSO New Members Chair

## Tide Lines

With Ruth Armitage



June 14 -17  
@ Sitka Center  
for Art & Ecology

Member Registration  
Open Now  
General Registration  
opens 3/9

## Painting Workshop

Cold Wax & Oil  
Live AND Virtual Options



# Happenings with WSO 100 Club



Our **WSO 100 Club Board** is full of energy and ideas and is devoted to raising money to increase our endowment funds and award amounts. In order to be successful, we continue to need your help.

First of all, we want to **Thank** everyone who bought raffle tickets and made our raffle successful. We raised \$1,845 through raffle sales. Hazel Reeves, our enthusiastic and committed VP, along with her industrious team members Jennifer Ramerman and Terri Gonzalez were responsible for the great raffle baskets full of so many gift certificates and items. They did a super job!

We appreciate the following businesses which generously donated gift certificates to WSO 100

Club:

**Cheap Joe's** - \$500, **Frame Central** - \$400, **Layor Art & Supplies** - \$150, **Americana Frame Inc.** - \$100, **Golden Artists Colors** - \$100.

**M. Graham Watercolors** donated \$95 of paints.

**Golden Peak Media** donated 3 one-year subscriptions of *Watercolor Artist Magazine*.

There are also the unsung WSO heroes who helped make the raffle possible. Thank you, Barb Sulek, Tara Choate, Elizabeth Zimmerman and our convention chairs Susanne Mitchell, Joann Pari-Mueller and Zsuzsa Vamos.

WSO 100 Club continues to focus on increasing the number of our Patrons. We are grateful and welcome four new Patrons: Connie Athman, Gail Greco, JoAnn Pari-Mueller, and Peg Patterson. Thank you!

WSO 100 Club welcomes Linda Nye as our new Education Director and Kathy Rock as our Education Grant Writer. They will make a great team and enhance our board. They have started brainstorming about how they can provide educational opportunities for WSO members, develop programs and partnerships to further the creative arts in the State of Oregon, and maintain and protect the Education Endowment Fund principal in a growth position. Check out the next *Watermark* and possible WSO Blasts for their ideas.

Hazel Reeves, our VP, is heading a new Fundraising Campaign with perks for those who donate to this cause. Be on the lookout for remittance envelopes to appear in your mailboxes by early summer.

Your support is the foundation of the WSO 100 Club. We are grateful to have you join us in our Purpose "For the advancement of water media art and artists in Oregon through public education and activities." If you would like more information about or want to become involved in the WSO 100 Club, please feel free to contact me. My email address can be found in the 2021 WSO Membership Roster.

Suzy Carroll, President of the WSO 100 Club

## Stay Home Paint Online with Bob



**EASY.**

- Zoom Painting Lessons
- Art Marketing Workshops
- Special One-on-One Critiques
- Weekly BobBlast Subscription

**And Now!**  
**The New Burridge eWorkbook**  
Go to [RobertBurridge.com](http://RobertBurridge.com)

# Signature Membership and Merit Award Winners for Spring 2021

## Signature Membership

Signature Membership is awarded when a WSO member submits 10 points for awards they have won. For most members, that is at the same time they receive their Bronze Merit Award.

Spring 2021 Signature Membership recipients are:

Cathy Cramer

Jean Gale

JoAnn Pari-Mueller

## Merit Awards

Merit Awards are based on points, and are awarded to WSO members for show entries and awards. The Best of Show Award receives five points. Second through fourth place awards receive four points. All other award-winning paintings receive three points. Getting a painting into a show earns one point.

Our highest Merit Award is the Celestial Award for 100 or more points. The Comet Award is for 75-99 points; the Diamond Award is for 50-74 points; the Platinum Award is for 25-49 points; the Gold Award is for 20-24 points; and the Silver Award is for 15-19 points. The beginning level is the Bronze Award for 10-14 points.

Merit Award winners are normally recognized at the Convention Awards Banquet. However, due to the pandemic, we were unable to hold the banquet this spring, so award certificates were sent out by mail.

Spring 2021 Merit Award recipients are:

### Gold Award (20-24 points)

Chris Helton

### Silver Award (15-19 points)

Jennie Chen

Jean Gale

Roxanne Williams

### Bronze Award (10-14 points)

Cathy Cramer

Jean Gale

JoAnn Pari-Mueller

A copy of the Merit Awards worksheet, for keeping track of your points, can be downloaded from the WSO website under "About," at the top of the home page. When you reach 10 points or more, submit your list of accumulated points to Becky Meier. Contact information can be found in your Membership Roster. When you have earned a Bronze Award, you now also receive Signature Membership. This is an added reason to keep track of your points and turn them in!

Becky Meier, Merit Awards



**WatercolorJournaling**  
recording our experiences and  
growth as artists  
as we paint, draw, write and  
embellish our pages,  
**seeing more deeply through our  
art.**

Whether you are an experienced  
painter or a beginner,  
this will be a delightful and  
inspirational experience.  
Learn more about Portugal and  
other classes & workshops at  
[www.winniegivot.com](http://www.winniegivot.com).  
[winniegivot@gmail.com](mailto:winniegivot@gmail.com)



# In Memoriam: Martha Stafford Dayton

## January 21, 1937 – January 6, 2021



Martha Stafford Dayton left this life unexpectedly on January 6, 2021 at Good Samaritan Regional Medical Center in Corvallis after a stroke.

She was born January 21, 1937 to Charles and Nana Stafford in Springfield, Illinois. The family moved to Rancho Santa Fe in Southern California when Martha was 3 and stayed there through Martha's graduation from high school in 1954. She studied music at St. Johns College in Maryland, where she met her first husband, John Vergine. They married in

1956 and moved to Brooklyn, New York, where they raised a son and daughter. In 1972, the family relocated to Salem, Oregon, where Martha became Food Editor for the *Statesman Journal*. Martha was a devoted mother and adored her role as "chief grandma" to her four grandchildren.

In 2010, she married retired physics professor Irving Dayton, PhD, in Corvallis. They shared a full and enjoyable life until his passing in December 2019. Accomplished musicians, they enjoyed making music and attending concert performances together. She loved food and enjoyed preparing gourmet meals for her family.

Martha loved painting in watercolor and joined WSO in the 1980s. She let her membership lapse for a few years and rejoined WSO in 2011. She loved color, and painted in a joyful, free style. Although she had her own studio, Martha liked to sit on the ground or floor to paint, according to her long-term friend Nancy Erickson-Ward. She designed and illustrated programs with her original art for the Corvallis Symphony. Martha was a member of the Corvallis Art Guild, exhibiting frequently in local venues, including the Guistina Gallery on the OSU campus. She was a member of the WSO critique group in Corvallis, where she was always helpful and supportive. Martha was passionate about encouraging beginning artists. Marjorie Kinch recalls that she would give you whatever you needed to make art, saying "I need to clean my studio." Even when life was difficult, Martha always smiled and had a positive outlook. Martha will be missed by those "who loved to watch her create miracles on a piece of paper with her brush and paint."

Thank you to Nancy Erickson-Ward and Marjorie Kinch for their contributions to this article.



A couple of Martha's paintings

Submitted by Karen Kreamer, Watermark Co-editor



# 2021 Spring WSO Convention, Hues of Hillsboro, Covid-19 Style



The pandemic has affected every aspect of our WSO lives from the 2020 Spring Convention (Astoria) to the 2020 Fall Convention (Newberg) to this 2021 Spring Convention, that had been planned for Hillsboro.

Instead of an in-person convention, many creative minds worked together to bring you a beautiful exhibition inside the Portland store Urbanite; eleven specially prepared pre-recorded Breakout Sessions; a live ZOOM Jurors' Demo on Sunday, April 11 from 1 - 2:30 pm; a live ZOOM Jurors' Mini-Workshop on Monday and Tuesday,

April 12 - 13 from 9:30 am - 12:30 pm each day. Links for the Breakout Sessions, Demo, and Workshop were sent out to each enrollee on April 9 and 10.



A photo of our gallery space at Urbanite. The portable metal art stands in the center of the photo are on loan from Anji Grainger, WSO President.



A panoramic view of our Spring 2021 Experimental Exhibition.



We were asked by Urbanite to gallery sit our exhibition to maintain proper Covid-19 social distancing protocols. On Fridays, Saturdays, Sundays, and Mondays (their busiest days) WSO members volunteered to sit from 11:00 am until 3:00 pm. Pictured here is Sarah Bouwsma, our first volunteer.

The exciting exhibit at Urbanite, located at 1005 SE Grand Avenue, Portland, is available for viewing from 10 am - 5 pm every day except Wednesdays through May 4.

[Preview online WSO Spring Exhibition here](#)

The award-winning paintings selected by Jurors Ken and Stephanie Goldman from the 77 paintings on exhibit, as well as the People's Choice Award, can be seen here in a video commentary by the jurors.

[Preview Commentary by Jurors Stephanie and Ken Goldman](#)

The lucky WSO 100 Club Raffle Winners can be seen in this video short.

[Preview WSO 100 Club Raffle and winners here](#)

The new pre-recorded Breakout Sessions were a resounding success. Our membership embraced the concept by placing about 450 orders! More details can be seen on the following page.

Details can also be seen on the following pages of the Jurors' wonderful live ZOOM Demo and ZOOM Mini-Workshop that also received accolades.

*JoAnn Pari-Mueller and Sue Mitchell, 2021 Spring Convention Co-chairs*  
*Zsuzsa Vamos, Conventions Director*

# 2021 Spring Convention Jurors' Demo with Ken and Stephanie Goldman



Those who viewed the Sunday, April 11 demonstration from 1- 3 pm with Jurors Ken and Stephanie Goldman were in for a real treat. The dynamic duo regaled us with their talent and accomplishments.

Ken's colorful romp through his artistic life was fascinating – with his history of surfing, art, and ornithology (including taxidermy and carvings), he showed his progression through various phases of illustration, scratchboard, life drawings, pastels, acrylics, watercolor, gestural works, large abstractions, 16 books, paintings and murals and posters (oh my!). Using water, pastel, watercolors and an Itoya water soluble double-header calligraphy pen, he demonstrated how to quickly sketch

figures in different poses from photographs.



Stephanie took us on a quick trip through her *The Value of Values* booklet and then showed and demonstrated some works using black and white with shades of gray on neutral gray paper. She tones some of her own paper and uses charcoal, graphite pencils and sumi-e ink for her darks. For lights, she uses white pastels, Dr. Martin's bleed-proof white ink, pencils, pens, and gouache.

JoAnn Pari-Mueller, 2021 Spring Convention Co-chair



## 2021 Spring Jurors' Workshop


I was fortunate to be able to attend Ken and Stephanie Goldmans' Mini-Workshop on April 11 and 12, 2021, in my dining room! We were provided an amazing amount of reference material to use as both examples and "memory joggers."



Stephanie's facial features example.



Ken's demo of value and color.



Practice work by Barb Sulek.

Day 1 was conducted by Stephanie, focusing on facial features. The examples were provided to the class participants; they were the sketches that Stephanie



Ken doing a portrait demonstration.

used as we sketched along with her. Our materials were vine charcoal, pencil, white and black gouache, white and black pen, and a kneaded eraser. We drew everything on toned paper, allowing us to truly focus on value rather than color. I enjoyed working with the toned paper, playing with the back and forth and clear contrast of dark and light. The photograph on the right is one of my exercises from the workshop.

On Day 2, Ken encouraged us to create small abstract underpaintings. While these were drying, we worked with figure studies. Later, we drew figures into the abstractions, creating interesting areas of focus with value and color. Ken also worked on the head and figure in a variety of poses, building upon the previous days' lesson.

This is one of those jewels, full of information, that will have a long-lasting effect on future work.

*Barb Sulek, WSO Past President/Volunteer Coordinator*

For my first-time portrait/figure class exposure, I was pleased with how Stephanie and Ken were able to accommodate beginning to experienced painters. They each made you feel like you were doing well, and also gave excellent, specific pointers on how to improve. I also liked how Stephanie focused on the fine, nuanced details of each facial feature whereas Ken was all about color and gesture and quickness. It was an incredibly fun pairing of experiences.

*JoAnn Pari-Mueller*



Gestures, portrait painting and working on abstract watercolor by JoAnn Pari-Mueller

Stephanie and Ken Goldman offered an excellent workshop on human figure drawing and painting techniques. They supplied pages of reference materials, demonstrated various techniques, and offered useful suggestions to participants. All were encouraged to choose their own direction and share their work for feedback.

On Monday morning, Stephanie provided everyone with a variety of examples to practice drawing facial features on grayed substrate. She demonstrated and suggested that we try a variety of mediums, including white gouache, black ink, pen, and graphite to create accents and highlights. Participants also created a value study of a portrait.

On Tuesday morning, Ken Goldman briefly reviewed Edgar Whitney's Seven Elements and Eight Principles of Design. He shared how they were relevant in different artists' works. Ken's demonstrations (continued on page 21)



## 2021 Spring Jurors' Workshop ... continued

included a painting of a portrait; thirty-second and two-minute silhouettes and line drawings; and working on figures in an abstract watercolor. The participants worked along and shared their creations.

Great information, but there is never enough time! Regrettably, the workshop was not held in-person due to Covid, and our time was limited to two half days. Yet, the mood was truly positive, and the participants busily inhaled the vast wisdom our jurors had to share.


Christine Helton



Portrait, working with watercolor by Christine Helton.



Portrait, working with values by Christine Helton.



Gestures, working on abstract watercolor by Christine Helton.

## 2021 Spring Convention Breakout Sessions Covid-19 Style



We could not have moved from traditional convention breakout sessions to virtual ones without hours of patience and guidance from Cathy and Ken Cramer, Del Moore, our Webmaster Carol Putnam, and especially Tara Choate.

The instructors who so graciously volunteered to make videos for purchase are to be congratulated. Many of them had no idea how to produce a video, but they all agreed to try. With help from our own techs, eleven artists made their recorded breakout sessions, which appeared on the WSO Private YouTube Channel for two weeks in April. With much gratitude and major kudos, thank you **René Eisenbart** "Techniques for Painting Expressively," **Mary Elle** "Masking Using Nichiban 251 Tape," **Winnie Givot** "Who Said You Can't Correct Watercolor?" **Margaret Godfrey** "1,2,3 – Gesso, Sketch, and Gouache," **Brooks Hickerson** "Plein Air Painting in a Pandemic," **Kristie Mooney** "What Do I Do Now - Are You Stuck?" **Ed Labadie** "Design Dynamic Paintings," **Sue Anne Seckora** "What Does It Take to Be a Painting Instructor? - A WSO Panel Discussion on the Business and Art of Being an Instructor," **Rebecca Sentgeorge** "Risk it All With Gouache and Ink Resist," **Susan Spears** "Learn to Create Mood and Color Harmony," and **Harold Walkup** "Paint Multnomah Falls with Harold Walkup."

The WSO membership is fortunate to have these professional artists give of their time and energy to share their years of experience. It has been our pleasure working with these volunteers, and it is our hope that we can all gather in Salem this fall to thank them in person.

Many people registered for several sessions and were able to view them multiple times during the two-week window. Looking to the future, the WSO Board is considering the possibility of continuing to offer some virtual breakout sessions during conventions in addition to in-person classroom formats.

JoAnn Pari-Mueller, Sue Mitchell, 2021 Spring Convention Chairs  
Zsuzsa Vamos, Conventions Director  
(continued on page 22)

# 2021 Spring Convention Breakout Sessions Covid-19 Style ... continued

## Plein Air Painting in a Pandemic with Brooks Hickerson


Brooks Hickerson, in his trademark yellow raincoat, took us on a virtual trip to Fields Park, Portland. For the video, his subjects were the Centennial Mills and the Fremont Bridge. He loves to paint outdoors, and he averages about 100 paint-outs a year. The pandemic affected the number of times he and others went out, but they still enjoyed over 50 Plein Air sessions. On this day, he repainted an acrylic painting originally executed on watercolor paper. Several trains passed in front of the Mills and he added them to his painting.

He loves how outside elements, such as sound, smells, people, children, dogs and even rain influence his painting. Working with acrylic, he painted his scene, allowing some of the underpainting to peek through in places. It was entertaining to listen to his commentary and to watch him transform an old painting into a new one. You are invited to join him and other Plein Air painters. Check out his calendar for locations and times at: <http://www.pleinairbrooks.org/paintout-calendar1.html>.

Leslie Dugas

With all the energy and tenacity of a hardy pioneer, Brooks Hickerson was undaunted as he braved Oregon's cold gray days to paint "en Plein Air," come rain or shine. Brooks feels that painting outside brings together all the physical elements around you to influence your work dynamically. He uses lively acrylic colors and brush strokes to give viewers a painting that is entertaining to see.

Thank you, Brooks, for a delightful and informative video!  
Barbara Folawn



## What Do I Do Now - Are You Stuck? with Kristie Mooney



This photo shows Kristie's transformation of one painting into another.

Kristie Mooney's "What Now?" video was a fun exploration of many ways to deal with "less than stellar" paintings. One simple suggestion was to cut the painting into smaller paintings or make cards from it.

Another bold idea was to completely repaint a picture, step-by-step, with gesso, texture, acrylics, stencils and stamps, and other techniques. Kristie emphasized letting your emotions and inner voice help identify new subject matter as you progressed.


JoAnn Pari-Mueller

(continued on page 23)



# 2021 Spring Convention Breakout Sessions Covid-19 Style ... continued

## Paint Multnomah Falls with Harold Walkup



Harold's thoughtfully informative video demonstrated several techniques, such as lifting, edge softening, dry brush, and wet into wet. Using color and value, he added interest to his painting of Multnomah Falls. It was fun to see him create the Upper Falls by dropping clear water at the top of the falls to move down as an actual waterfall would. He showed how to evaluate the painting in its process to allow for adjustments and corrections. He also demonstrated how he uses a smaller mat to find potential compositions for future paintings.  
*Leslie Dugas*

From his reference photo to the sketch, along with the choices for his palette, Harold Walkup clearly explained and demonstrated how he creates a beautiful watercolor painting of one of America's most beautiful waterfalls.  
*Susanne Mitchell*

## Masking Using Nichiban 251 Tape with Mary Elle

Mary Elle demonstrated the advantages of using Nichiban tape as masking to produce spectacular results in complicated paintings that require sharp edges. Kudos to Mary; this was her very first attempt at producing a video.  
*Susanne Mitchell*



## Design Dynamic Paintings with Ed Labadie



Ed outlined the principles that one can use to create dynamic paintings. He illustrated how to use these principles in abstract paintings, "en Plein Air," and in still life. He also showed examples of classic paintings that depict these principles.  
*Susan Pozdena*

Ed's breakout session was full of tips for designing dynamic, dramatic paintings. By inserting photos of works of art by master painters such as Vermeer, he helped to illustrate his points. His clear message and demonstrations were well thought out and extremely useful for developing a successful painting.  
*Leslie Dugas*

(continued on page 24)



# 2021 Spring Convention Breakout Sessions Covid-19 Style ... continued

## 1, 2, 3 - Gesso, Sketch, and Gouache with Margaret Godfrey

Margaret Godfrey demonstrated how to paint a pair of egrets in flight against the sky and a rocky backdrop. She used gold acrylic gesso as her base layer, then cut the egret shapes from masking film and applied them to her paper. This masking allowed her to paint the scene freely. White gouache, tinted with watercolor, was used to paint the scene. After peeling off the masking layer on the egrets, she was then able to paint their details. She let the gold underpainting come through by wiping or scraping away paint, allowing for vibrant highlights. She refers to her work as being between realistic and abstract, and has a teaching style that is clear, easy to follow, and non-intimidating.  
*Marjorie Kinch*

Margaret Godfrey demonstrated painting with gouache on hot press watercolor paper prepared with iridescent gold gesso. After masking the focal point areas, she created a "skin" over the entire surface by painting the background with gouache. Margaret showed how easily the gouache could be lifted or covered with additional layers to modify and correct her composition, adjust hues and values, and add variety. She showed how to soften edges using a soft dry brush and demonstrated scratching into the gouache to create texture and interest by allowing the gessoed layer to show through. When she was satisfied with the completion of the entire background, she removed the masking paper and painted her focal points, bringing the painting to completion.

*Ann M. Moore*



## Risk it All With Gouache and Ink Resist with Rebecca Sentgeorge



Rebecca walked us through an exciting technique where gouache paint acts as a resist to black water-soluble ink. The outcome has the look of a woodblock print. She talked about strategies for creating designs with simple shapes and lines. In her demonstration, she painted a lighthouse. Her technique requires preplanning because whatever is left uncovered by gouache will become black with ink. It was fascinating and a little scary to watch her apply the ink over her entire painting, let it dry, and then gently remove the ink from the artwork in a tub of water. The ink filled in the spots which had not been painted and left interesting marks in different parts of the painting. After this process,

she evaluated her painting and finished with additional gouache. It was a well-done, entertaining video.

*Leslie Dugas*

(continued on page 25)

# 2021 Spring Convention Breakout Sessions Covid-19 Style ... continued

## Techniques for Painting Expressively with René Eisenbart



René's video was all about risk-taking and having fun to create more dynamic and interesting works of art rather than staying in your comfort zone. She took us on a romp through alternative drawing methods, including the use of matte medium, resist techniques, the "Notanizer" phone app, wet pours, negative painting with white or black gesso, watercolor ground, and marbling on existing paintings. In this photo, she reworked a previously marbled rooster painting after watercolor ground had been applied.

*JoAnn Pari-Mueller*

## What Does It Take to be a Painting Instructor? with Sue Anne Seckora

Sue Anne Seckora's breakout session included a knowledgeable and experienced panel of instructors who shared helpful information for those considering the role of watercolor teacher. Some of the topics covered included how they started as instructors, how they developed their teaching style and approach, and how to handle students who complain. They also discussed how to advertise, how to determine teaching fees, and lessons they have learned along the way. This six-member panel gave thoughtful and diverse answers. Great session!

*Leslie Dugas*

Through Sue Ann's Breakout Session video, we were introduced to our fellow WSO artists and instructors and were able to watch as their personalities as well as their teaching experiences emerged. This was a fun and informative video. The instructors she interviewed were Margaret Godfrey, Mary Elle, Mary Burgess, Susan Spears, Beth Verheyden, and Yong Hong Zhong.

*Susanne Mitchell*



(continued on page 26)



# 2021 Spring Convention Breakout Sessions Covid-19 Style ... continued

## Learn to Create Mood and Color Harmony with Susan Spears

Susan Spears offered an informative 40-minute, hands-on teaching of color theories that may change the way you paint and the way you appreciate art. She started with the Split Primary Palette, a minimal palette of six hues: one warm yellow, blue, and red and one cool yellow, blue, and red. You can make every color, including black, with these six, which she demonstrated. Next, Susan moved on to the Harmony Wheel and explained hues, tints, shades, and tones, how they relate to each other, and how to use them in a painting. She then created a chart of these four characteristics of color (hue, tint, shade and tone) for six colors: three primary and three mixed.

*Bette Butler*



Susan Spears demonstrated how to create mood and harmony by sharing how the old masters used the Harmony Wheel. She clearly showed the differences of hue, tint, shade, and tone using the Split Primary (red, blue, yellow) System on her pallet and painting them out on a chart. Thank you, Susan, for a wonderfully concise lesson on the basics of color and mood.

*Jean Kyle Charter*

## Who Said You Can't Correct Watercolor with Winnie Givot



Winnie Givot discussed and demonstrated different techniques for correcting mistakes or adding to a dry painting. She first listed different ways to lift dried color from a painting; one was as imaginative as soaking the painting in the bathtub. Winnie taught how to cut stencils, from .005" matte Duralar by Grafix, for use in lifting paint. She also talked about ways to keep the stencil from failing. Thank you, Winnie, for the concise lesson on correcting mistakes!

*Marjorie Kinch*

Winnie's video gave me some ideas for how I might go back into some older paintings where an area had gotten too dark. Her use of hand-cut stencils and the soft scrub of a sponge showed how it is possible to lift staining paints almost back to the white of the paper. She also showed how to paint around a troubled area with darker paint to make it appear lighter.

I look forward to trying these techniques and potentially saving a painting!

*Leslie Dugas*



# 2021 Spring Convention Thank You to Volunteers "We're Better Together"



"We're Better Together" is a saying we have heard often over this past year of the pandemic, and it is especially true when it comes to all the help we received in planning and carrying out the Spring Convention during complicated times.

We were thrilled to have both **Nancy Truskowski** and **Emily Fox** of OSA help promote the 2021 Spring Convention by displaying our poster and posting our entire event in their weekly newsletters.

Co-chairs **Susanne Mitchell**, **JoAnn Pari-Mueller**, and Conventions Director **Zsuzsanna Vamos** created a fun 2021 Spring Convention with an in-person exhibit and many exciting learning opportunities, in spite of Covid restrictions. **Jurors Ken** and **Stephanie Goldman**, in addition to jurying the exhibit and preparing a video of the award winners, were willing to revamp their presentations to adapt to live ZOOM formats for their demo and workshop. They were able to accomplish all this with help from our Juror **Liaisons Chris Helton**, **Kathleen Buck** and **Winnie Givot**. **Barb Sulek**, together with **Tara Choate**, handled the monumental registration process. **Publication Director and Communication Chair Elizabeth Zimmerman** worked with **Leslie Dugas** and **Karen Kreamer** to produce a printed and a digital version of the *Watermark* to publicize our event. **Ken** and **Cathy Cramer**, and **Del Moore** worked with the Breakout Session volunteers to produce their videos with help from **Carol Putnam**. **Tara Choate** uploaded these videos to our WSO YouTube Channel and notified WSO members about the Breakout Sessions and how to view them. She also facilitated the Jurors' Critique, the Jurors' Demo and the Goldmans' Workshop. Tara was absolutely essential in making it possible to host a virtual convention.

**John Stroup's** cinematography expertise enabled him to prepare a video of the Hillsboro area; **Kristie Mooney** promoted our event on Facebook; and **Paul Bourgault** is preparing the colorful 2021 Spring Exhibition Catalog, which you will receive soon.

**Mary Elle** put all the painting submissions online and **Beth Verheyden** served as Awards Director. **Donna Bekooy**, **Zsuzsanna Vamos**, and **Becky Meier** assisted Beth.

**Rachael Coyote**, owner of the Portland's chic store Urbanite, was so gracious in her welcoming attitude toward housing our exhibit. The WSO 100 Club Raffle was lots of fun thanks to their President, **Suzy Carroll**, who gathered wonderful prizes and held a drawing for four gift baskets on take-in day. **Anji Grainger** and **Barb Sulek** and the convention Co-chairs checked in the paintings on take-in day. **Steve Carboni**, **Daniel Mueller** and **Jessica Bardsley** shared their talents when they helped the Co-chairs install our beautiful exhibit. Thank you to all the artists who volunteered to gallery-sit at Urbanite.

We have already mentioned our gratitude for the eleven Breakout Session artists. We are also grateful to **Jan Premo**, Membership Director; we leaned on her a time or two. A special thank you to **Anji Grainger**, WSO President, who was called upon to offer support or advice at a moment's notice. Our apologies to anyone we have failed to mention.

*JoAnn Pari-Mueller and Susanne Mitchell, 2021 Spring Convention Co-chairs,  
Zsuzsa Vamos, Conventions Director*

## Convention Chairs Needed



Another virtual Convention is behind us. Our Co-chairs Susanne Mitchell and JoAnn Pari-Mueller, created a wonderful event, with a physical gallery Exhibition, virtual breakout sessions, Juror's Demo and Workshop, and a lot more. Thank you all who helped to make this a great success! And now my never-ending plea:

*Please Volunteer to be a Convention Chair!*

We all know that WSO is an organization of volunteers, and it is heartwarming to see how members come together to keep things running. Thank you all! However, we cannot keep it up without your help. *At this time, we need volunteers who are willing to become 2022 Fall Convention Chairs.* And of course, volunteers are needed for the following years, too.

Please consider volunteering for this important position. Conventions are great fun, and essential for all of us. Imagine how great it would feel to have a positive impact on local business after the pandemic by bringing a WSO convention to your community.

As you can see from the list below, we have Convention Chairs in place through Spring 2022, and we need someone to chair the 2022 Fall Convention.

*Reasons to Volunteer now:*

- Although it is May of 2021, there is still plenty of time to plan and prepare.
- There are Board Members and other members familiar with conventions who are available to help guide you through the process.
- All public health information suggests that the COVID-created obstacles will be cleared by 2022, and we will be able to have in-person conventions.
- Even if the unthinkable happens and we must continue with virtual conventions through 2022, we have enough experience to make it smooth, easy, and fun.

*Zsuzsa Vamos, WSO Conventions Director*

## Looking Ahead - Upcoming WSO Conventions

### **Fall 2021:** Salem

Juror: Iain Stewart

<http://iainstew.fineartstudioonline.com>

Convention: October 1 - 3

Workshop: October: 4 - 8

Convention Chairs: **Elizabeth Schilling, Marcia Morrow, and Loisann Young**

### **Fall 2022:** Salem

Juror: Linda Kemp

<http://lindakemp.com>

Convention: October 7 - 9

Workshop: October 10 - 13

**CONVENTION CHAIRS NEEDED!**

### **Spring 2022:** Hillsboro

Juror: Michael Holter

<http://michaelholter.com>

Convention: April 1 - 3

Workshop: April 4 - 8

Convention Chairs: **Sandra Wood, Becky Meier, and Zsuzsa Vamos**

Please contact me, Zsuzsa Vamos, Convention Director, so I can help you and your artist friends get ready for a fun 2022 Fall Convention. Call, text or email Zsuzsa Vamos. My contact information can be found in the 2021 Membership Roster. Thank you!

*Zsuzsa Vamos, WSO Conventions Director*

# "Serendipity in Salem" 2021 Fall Convention

The 2021 Fall Convention is just around the corner. We are striving to make your convention as exciting and informative as possible for everyone to enjoy our passion for painting. The Convention Center in Salem, OR is our destination for the 2021 Fall Convention, and whatever your interests are, you'll be able to see and do a lot!

The famous Grand Hotel is right next to the Convention Center and it houses the wonderful Bentley's Restaurant. There are also a number of other welcoming and affordable hotels in the vicinity of the Convention Center.

Our Exhibition of 80 selected paintings will be displayed at the Elsinore Framing and Fine Art Gallery, 444 Ferry St SE, Salem, OR. The gallery is an easy walk, just one block away from the Convention Center. The gallery features 4,000 sq ft of display and framing space to showcase our winning paintings.

Our breakout sessions will be presented by eight of our renowned members sharing their knowledge and expertise to all who participate. The sessions fill up quickly, so once registration opens, you need to sign up soon.

## Our Juror

Iain Stewart has worked in watercolor since he was a child and has been a professional for 24 years. He has received numerous international awards. One of his most recent is an award in the 2019 AWS show. Additionally, he was one of the jurors of selection for the American Watercolor Society 2021. Mr. Stewart's current focus is his personal journey as an artist; seeing where painting for painting's sake takes him. He carries this passion into his workshops to help individuals develop as artists and follow their own path.

Our weekend will begin October 1, 2021, so mark your calendars and be prepared to relax, learn and enjoy yourselves at our Fall Convention!

*Zsuzsa Vamos, Conventions Director*

*Beth Schilling, Marcia Morrow & Loisann Young, 2021 Fall Convention Co-chairs*



Convention Center in Salem



Convention Center in Salem



Convention Center in Salem



# 2021 Fall Convention Presents 5 - Day Workshop with Iain Stewart October 4-8, 2021

If you are interested in taking your painting to a higher level, sign up for the October workshop with Juror Iain Stewart. You can relax; his easy-going manner and skill as an instructor will ensure that you will go home with more expertise.

Iain Stewart, born in Scotland, is a watercolor artist and signature member of AWS, NWS, and other state and international societies. He has received numerous awards in international competitions and is a sought-after juror and instructor.

Iain and his work have been featured in *Watercolor Artist*, *The Art of Watercolour*, *Plein Air Magazine*, *Southern Living*, *Cottage Living*, *Better Homes and Gardens*, *The Robb Report*, *Watercolor Artist Magazine*, *Splash* 15, 16, 18, 20, and the French publication *Pratique des Arts*. He has also contributed to two books in the *Urban Sketchers* series.

In addition, Iain is an architectural illustrator with an international clientele and teaches watercolor and design drawing at Auburn University School of Architecture. He is a brand ambassador for Daniel Smith paints and Escoda brushes. His new book, *"En Plein Air - Light and Color,"* published by Walter Foster, became available April 6, 2021, through most major booksellers.

Iain Stewart will cover all aspects of how he keeps his paintings lively and gestural. He states, "It's quite easy to get bogged down in detail, and for me the perfect tool is the sketchbook." You will work in a sketchbook and on traditional watercolor paper covering a range of subject matter and scenes. You may even do a little painting en Plein Air. Process, not perfection, is the goal. Learn how to let go of the fear of ruining a painting and take true joy in your work. He will share his process to begin drawing with confidence, painting quickly, and breaking down a painting into understandable steps that you can repeat on your own. He typically covers how to paint water scenes, landscapes, and the urban environment in all of his workshops. His interest in these subjects is how man's hand has touched the earth and how our sense of "place" is explored. This practice is unique to everyone and he wants to help you find your own artistic voice.

Iain will cover design, drawing, painting techniques, and an understandable way to put them all together. Iain states, "I want you to understand my motivation at every stage of the process so that you can decide how you may choose to incorporate some of my techniques in your own work." He believes a good workshop begins with a foundation built on freedom from fear and the importance of pushing yourself to new levels of expression. His belief is that a truly great workshop will lead you to be surprised at your capabilities and invigorated to explore further.

Sign-up for the Iain Stewart Workshop begins June 4, 2021. Detailed information about the workshop will be sent in an email closer to the initial sign-up date.



Juror Iain Stewart



Painting by Juror Iain Stewart



Painting by Juror Iain Stewart

# Lodging in Salem September 30 - October 2, 2021

Convention headquarters will be: The Grand Hotel in Salem, 201 Liberty Street SE, Salem, OR 97301.

[www.grandhotelsalem.com](http://www.grandhotelsalem.com).

Reservations: 877-540-7800 toll free; 503-540-7800.

When reserving your room, mention that the reservation is under "Watercolor Society of Oregon" in order to receive the special negotiated rate. The special rate is available until August 30, 2021. After this date, rooms not reserved will be returned to the general hotel inventory. The hotel is situated next to the Salem Convention Center, and one block from the Elsinore Gallery.

## Special WSO Rates:

Deluxe King: Single and Double = \$149

Extra charge for each additional adult is \$20 per person, per night.

Check in: 3:00 pm

Check out: 11:00 am

The Grand Hotel is a smoke free environment.

## Amenities include:

The Bentley Grill and Restaurant

WI-FI

Indoor Pool

Free Breakfast

Hot tub

Free parking

Microwave

Refrigerator

Laundry service

Room Service

Spa



The Grand Hotel

## Other Lodging in Salem:

LaQuinta Inn & Suites

890 Hawthorne Ave. SE

Salem, OR 97031

503-391-7000

800-753-3757

Howard Johnson Inn Salem

2250 Mission Street SE

Salem, OR. 97301

800-221-5801

503-375-7710

Phoenix Inn Suites Salem

4370 Commercial Street SE

Salem, OR 97302

503-588-9220

Hampton Inn & Suites

510 Hawthorne Ave. SE

Salem, OR 97301

503-362-1300

Best Western Plus Mill Creek Inn

3125 Ryan DR. SE

Salem, OR 97031

503-585-3332

Residence Inn Salem

640 Hawthorne Ave. SE

Salem, OR. 97301

503-585-6500

*Beth Schilling, Marcia Morrow, and Loisann Young, WSO 2021 Fall Convention Co-chairs*



# Breakout Sessions for 2021 Fall Convention

Mojdeh Bahar... "Persian Art and Nature"

Elizabeth Zimmerman... "Making Digital Art Easy"

Bonnie Moore ... "Painting a Realistic Human Eye"

Mary Elle ... "Using Nichiban Tape as a Mask"


Sandra Pearce ... "Active Depth in Your Watercolor" (this will be a 3-hour class)

Eve Withrow ... "Following the Circuitous Thread"

Facilitator Beth Verheyden and others ... "A Round Robin on how to Share Your Story in a Painting"

*Beth Schilling, Marcia Morrow, and Loisann Young, 2021 Fall Convention Co-chairs*

## Online Registration For 2021 Fall Convention Events



Electronic registration will be used for all of the 2021 Fall WSO Convention events in Salem, Oregon. Each event will be individually priced, and you may select as many or as few of the items as you wish.

We anticipate that the Fall Convention will be in person; if that is not possible due to the pandemic, you will be provided with further information regarding a virtual convention. In-person or virtual, you will be able to register online for all events associated with the convention. You will receive an email in May or early June with details for registering for Iain Stewart's lecture/demo, the WSO breakout sessions, and the Juror's Workshop.

You will be able to register for all events from within the same registration site. After verifying your selections, payment by credit card may be made through PayPal (no PayPal account necessary), or you may opt to pay by check using the information provided on your confirmation sheet (which is emailed to you immediately after you register).

**Online registration for all convention events except the Workshop will open on Saturday, August 28 at 8 am and will close on Saturday, September 18 at 8 pm. Registration will not be available prior to Saturday, August 28.** Registration for the workshop will begin prior to the rest of the registration activities. Please watch for the WSO communication email.

You will be sent an email with a link to register for the 2021 Fall Convention events one week prior to registration opening (mid-August), and you will receive a reminder email immediately prior to registration opening. It is also possible to go to the WSO website and select "Convention Registration" from the News & Events menu after Saturday September 11, 2021, when the convention opens to the public.

**Please note: Per Policy II. FINANCIAL POLICIES, D,2,a-d: "...Refunds are made only if a reservation is canceled within five (5) days after the close of online registration, or in the event of serious illness, accident, or death in the family...Refunds less a \$25 processing fee will be mailed after the workshop..."**

**For the Fall Convention, that deadline is on or before 8 pm on Friday, September 24, 2021.**

*Barb Sulek, WSO Past President*

# Prospectus

## 2021 Fall Watercolor Exhibition Prospectus

OCTOBER 1, 2, 3

Online Entries Open: June 1, 2021

Online Entries Close: August 1, 2021 at 8 p.m.

### ENTRY INSTRUCTIONS AND RULES

#### ARTWORK REQUIREMENTS:

1. You must be an Active WSO member, residing in Oregon, with 2021 dues paid to enter. To renew your membership, go to: <https://watercolorsoforegon.com/membership/active-member-renewal/>, click on "Renew Your Active Membership," and follow the prompts.
2. A maximum of two images may be submitted.
3. All selected paintings shall be by a different WSO member.
4. Work shall be completed within two years of the submission deadline.
5. Work may be critiqued by a teacher and/or a critique group.
6. All work, including composition and design, must be the original creation of the artist and shall not be from the work of any other artists or photographers, with or without the original artist's permission.
7. Any painting which has been previously juried into a WSO exhibition is not admissible.
8. Work shall be executed without step-by-step instruction.
9. All reference materials, including photographs, must be the creation of the artist.
10. Artwork may not be altered once the image is submitted, except for adding the artist's signature, and artwork must match the submitted image exactly.

#### MEDIUMS AND SUBSTRATES:

1. The Fall Watercolor Exhibit is open to watermedia that can be reactivated by water.
2. Watermedia shall consist of paintings that are predominantly watercolor.
3. Work must be on a single piece of untreated paper; plastic "paper", i.e. Yupo and Tyvek, are not allowed.
4. Acrylic, gesso, pastel, collage, ink, embossing, varnished works and canvas supports are not accepted.

#### PROCEDURES:

1. All accepted paintings must be available and delivered to the convention exhibition.
2. Artists who do not make an accepted painting available for the exhibit will not be allowed to enter WSO exhibitions for two years.

#### HOW TO ENTER:

1. RESIZE your image to 1200 pixels on the longest side and at 300 dpi.
2. RENAME your image as follows (example): SmithMary-GoneWithTheWind.jpg  
**Note:** No special characters can be used in the file name when submitting the images.
3. Submit entries on the WSO website: [www.watercolorsoforegon.com](http://www.watercolorsoforegon.com); click on "Shows and Exhibitions."

#### NEED HELP WITH YOUR ONLINE ENTRY?

Call a HELP VOLUNTEER: Refer to the 2021 Membership Roster for contact information.

PC: Mary Elle

Mac: Charlotte Peterson

More Information Needed?

Go to [www.watercolorsoforegon.com](http://www.watercolorsoforegon.com); click on "Shows and Exhibitions."

## Calendar

June 1: Online Image Submissions open.

August 1 (8 pm): Online Image Submissions close.

September 7 (Tuesday): Notification sent to artists.

August 28 (Saturday): Online registration opens and will close on September 18 (Saturday) at 8 pm.

September 28 & 29 (Tuesday & Wednesday): DEADLINE to ship paintings to Elsinore Gallery, 444 Ferry St. SE, Salem, OR 97301. Brent Allen: [elsinoregallery@outlook.com](mailto:elsinoregallery@outlook.com)  
Paintings must arrive by Wednesday, September 29.

September 30 (Thursday): 10 am - 2 pm: PAINTING CHECK-IN. Hand-deliver paintings to Elsinore Gallery, 444 Ferry St. SE, Salem, OR 97301. Hanging of the art will commence at 2:00 pm until completed.

October 1, 2 & 3 (Friday-Sunday): WSO 2021 Fall Convention weekend, Salem Convention Center, 200 Commercial St. SE., Salem, OR 97301. (503) 589-1715.

October 1 – October 30: Exhibition hangs at the Elsinore Gallery, 444 Ferry St. SE, Salem, OR 97301.

October 30 (Saturday): 10 am - 2 pm: PAINTING PICKUP for ALL paintings at the Elsinore Gallery, 444 Ferry St. SE, Salem, OR 97301.

Judging of the paintings: October 1, 9 – 11am / Elsinore Gallery

Artist Reception: October 2, 4:30 – 6 pm / Elsinore Gallery

Hours Elsinore Gallery is open: October 2, 10 am – 6 pm;

October 3, 12 noon – 4 pm


Breakout Sessions: October 2 (Saturday)

Iain Stewart's Demo: October 3 (Sunday)

Iain Stewart's Workshop: October 4 – 8 (Monday – Friday)



# Kudos



## Local/Regional Shows

At the Oregon Society of Artists Water Media Spring Juried Show in Portland, Liz Walker won first place for *September Light*, Denise Marshall received third place for *Ready for my Closeup*, and Kristie Mooney received fourth place for *Morning Catch*. Robin Becic, Sandra Pearce, and Lieselotte Peeters Weem received Honorable Mentions. The juror was WSO member Geoffery McCormack.

Accepted for the Northwest Watercolor Society Members Exhibition, *Waterworks Unlimited* 2021, were Harold Walkup, Steve Rothert, Mary Rollins, Mila Raphael, Patrice Cameron, and Sarah

Bouwsma. The juror was Liana Bennett. This exhibition is available only online from April 22 - June 30, 2021, at <https://www.nwws.org/>.



"Metamorphosis" by René Eisenbart

## National/International Shows

For the American Watercolor Society 154th Annual International Exhibition, Geoff McCormack's painting *Passing Shadow* was accepted. Also, René Eisenbart's painting *Metamorphosis* was accepted, giving her Signature Status

in the America Watercolor Society. The AWS jurors were Antonio Masi, Jean Pederson, Iain Stewart, Karen K. Rosasco and Pasqualino Fracasso. The show was held April 12 - 30, 2021, at the Salmagundi Club in New York City.

Margaret Godfrey's painting *Teach Me: Rural America*




"Frogs From Amazon" by Charlotte Peterson

was selected for an award by juror Katherine Chang Liu at the 12th Annual Signature American International Watermedia Exhibition, which was held at the Fallbrook Art Center in Fallbrook, CA.

Charlotte Peterson's painting *Frog Parking Only* received an Honorable

Mention in the California Watercolor Association Members Show, *Shower Us with Art*. The exhibition was displayed at the CWA Falkirk Cultural Center from April 9-25, 2021. Juror was Linda Sutton. Also, Charlotte's painting *Frogs from Amazon* was accepted for the 28th Annual Red River Watercolor Society National Juried Watermedia Exhibition by juror Robbie Laird. The show (continued on page 35)



"Passing Shadow" by Geoff McCormack



"Teach Me: Rural America" by Margaret Godfrey



"Sidewalk Cassatt" by Kris Preslan

## Kudos ... continued

will be on exhibit at the Heritage Hjemkomst Center in Moorhead, MN, from June 7 - August 7, 2021.

Kris Preslan's watercolor *Sidewalk Cassatt* and Ruth Armitage's painting *House Divided* were accepted into the 45th Annual Exhibition of the Transparent Watercolor Society of America. The jurors were Mark Mehaffey and Brenda Swenson. This show will be held in Kenosha, Wisconsin, from May 1 - August 1, 2021.

Robin Becic's painting *I Am* and Liz Walker's painting *Seems Like*

*Old Times* were juried into the Pikes Peak Watercolor Society 2021 International Watermedia Exhibition. The juror was Álvaro Castagnet. The show is on display April 2 - May 27, 2021, in Colorado Springs, CO.

### Publications

Robin Becic was juried into *SPLASH 22, Best of Watercolor*. This publication will be released in June 2021.

Harold Walkup's painting *Headland Sunset* was accepted for publication in the new *AcrylicWorks 8*, coming out in August 2021.

Share news about your art shows, awards and publications. Calls for Entries are welcome, too. Send your Kudos to Sarah Bouwsma. Contact information can be found in your Membership Roster.

Sarah Bouwsma



"Headland Sunset" by Harold Walkup



"Seems Like Old Times" by Liz Walker