

Watermark

www.WatercolorSocietyofOregon.com

Watercolor Society of Oregon

Vol XXXIV, No.4

November 2012

Artfull-Albany



MARY ANN BECKWITH

*Spring 2013 Juror and
Workshop Instructor*

By Rob Robinson and Stephanie Low

While moving around a lot with her parents during her early years, art was Mary Ann Beckwith's best friend and she was never without some sort of art materials. By high school, she was hooked on art and has been heavily involved ever since, both as a working artist and a teacher. She found that teachers share with one another, then teachers share with their students, and students also bring in what they know. All of this produces a cycle of learning and introducing new ideas.

Mary Ann Beckwith is equally a painter and a teacher, with a passion for both. She has taught watercolor, drawing and design at Michigan Technological University since 1973, helping future engineers/scientists exercise both sides of their brains. She received the university's Distinguished Teaching Award in 1996 and again in 2003 (*the maximum number of*

See Juror - page 21

PAID YOUR DUES YET?

See Jayne's article on page 5

SPRING CONVENTION 2013

April 5-7, 2013

By Rob Robinson and Stephanie Low

Albany, known as the "Hub City" since the turn of the 20th century, is the location of the WSO Spring 2013 Convention. Albany is conveniently located off I-5 in the mid-Willamette Valley, where the Holiday Inn Express and Comfort Suites will be home base for the Spring 2013 Convention. Many activities during the weekend will be held at the Holiday Inn Express, but Comfort Suites is just steps away if you want to relax away from the excitement of the convention without driving anywhere.

Expect this to be a fun convention. The weekend begins on Friday at Holiday Inn Express with a combined Meet & Greet the juror, Mary Ann Beckwith, and the new WSO members. Ms. Beckwith, a teacher at Michigan Technological University for 39 years, is often described by her students as "awesome," "inspiring," "a very free thinker" and "having a good

sense of humor." Come meet her and see for yourself. Diane Pinney, the New Members Chair, will have a digital slide show with examples of new members' paintings. Scout out what your new competitors for future shows are able to do.

Saturday will be packed with activities. There will be three break-out sessions and the first Juror Critique in the morning. A similar set up with additional sessions and a second Juror Critique will be held in the afternoon. The program has a number of interesting and knowledgeable presenters. Richard Helmick, a noted Corvallis artist, will point out the influences of past Masters in paintings by WSO members. Linda Rothchild-Ollis will present a session in which WSO artists will submit images and then ask session participants how to improve them. Then Linda, with her technical expertise, will help to visualize these improvements using

See Albany - page 20

Watermark

Watermark is the newsletter of the Watercolor Society of Oregon and is published quarterly in February, May, August, and November.

WSO PRESIDENT:

Margaret Godfrey

NEWSLETTER EDITOR:

Send articles and images that are of general interest to the WSO membership to the editor via email and file attachments. The due date for the February issue of Watermark is January 15, 2013.

Sarah Bouwsma

NEWSLETTER DESIGN & ADVERTISING:

Send advertisements and payment to:
GRAPHICUS

ROSTER CHANGES:

Jayne Ferlitsch

NEW MEMBER INFORMATION:

Diane Pinney

Enclosed with this issue:

1. 2012 Fall Exhibition Catalog
2. Roster Changes - 5.5" x 8.5" insert
3. Spring Show Prospectus

Please contact Jayne Ferlitsch for any missing items.



WATERCOLOR
SOCIETY OF
OREGON

Visit the WSO web site...

www.WatercolorSocietyofOregon.com

Join the WSO Yahoo Group!

Send an email to

WCSocietyofOregon-subscribe@YahooGroups.com

Say "please add me to group" and include your full name and whether you're an active or subscriber member.

THE PRESIDENT'S MESSAGE

Greetings WSO Members. Could an artist get luckier than to live in this state where we are surrounded by artistic inspiration out of every window? Could an artist get luckier than to be part of one of the best watercolor societies in the country?

As I prepared to write my presidential message, I had to ask myself, "how did I get here?" In 1998, an art instructor in Eugene suggested I send in a few paintings to the Watercolor Society of Oregon. She thought they just might be good enough to allow me to join the organization. She was wrong. But I painted more and applied the next year and was juried into membership. In 2000 I had a painting accepted into a show. And I was hooked by the first convention I attended.

For a rural artist (ever been to Blue River?) this organization opened up many opportunities for growth as an artist: workshops, critique groups, conventions and exhibitions. Through WSO, I have made many meaningful friendships and received support as an artist. I am honored to now have the time and energy to give back. I will do my best to fill the shoes of my predecessors.

I want to thank the most recent presidents, Mary Coppett and Vinita Pappas, for their service and guidance. They continue to provide a wealth of information as I take over the leadership. They have not heard the last of the questions I'll have for them!

Having just returned from yet another great convention in Welches, I have to give credit to Beth Verheyden, Connie Athman, and the many volunteers that made the convention possible. We had another generous juror in Chris Van Winkle. The paintings he chose created a beautiful show, and he shared his years of art experience with us.

I look forward to this next year and hope to inspire others to step forward to take part in all that WSO offers. Talk to a member you don't know, join a critique group, submit a painting to a show, and volunteer to be a cog in the workings of the WSO.



Margaret Godfrey

IN THIS ISSUE

President's Message	2	Lynn Powers on Portraits	14
In Memoriam	3	The Artists, Reception (photos)	15
Board Action	3	The Awards Banquet (photos)	16-17
New Board Elected	4	Chris Van Winkle Workshop	17-18
100 Club Report	4	Exhibition Schedule	18
Dues Due	5	Traveling Show Report	19
Education Council Report	5-6	Merit Awards, Chris Keylock Williams	19
Video Rental Program	6		
Welcome New Members	7	2013 Spring Convention, Albany	
Logo Chair's Report	7	2013 Spring Show in Albany	1 and 20-21
Review of Fall Convention, Welches		Juror, Mary Anne Beckwith	1 and 21
Art with Altitude	8-10	Mary Anne Beckwith Workshop	22
LaVonne Tarbox Crone Lecture	10	Lodging Options in Albany	22-23
Jan Rimerman on Open Studios	11	Fall 2013 Convention, Bandon by the Sea	23
Angi Grainger, Waterdroplets class	11	Looking Ahead	24
Digital Submissions Class	11	Western Federation Report	24-25
Tee for Two Paint-Out	12	Kudos	25-27
Dyanne Locati Paint-In	12		
Quick Draw En Plein Air	13	Photo Credits: Charlie Anderson, Connie Athman, Suzi Blaisdell, Paul Bourgault, Sarah Bouwsma, Claudia Breese, Helen Brown, Mary Burgess, Leslie Cheney Parr, Tara Choate, Glenda Field, Dana Hamburg, Janice Holmes, Marjorie Kinch, Phyllis Meyer, Lynn Powers, Linda Rothchild Ollis, Susan Spears, LaVonne Tarbox-Crone, Beth Verheyden, and Liz Walker. Thank you all!	
Bill Bailey Paint-In	13		
Trillium Lake with Harold Walkup	14		

IN MEMORIAM



Gene Gill

January 26, 1930

- July 27, 2012

By Liz Walker and Diana Nadal

Eugene Gill was born in Wilkes-Barre, PA on January 26, 1930. He was the youngest of six children. His early life was difficult as both his parents died before he was two years old. He was adopted and raised by his aunt. As a young teen, Gene was stricken with rheumatic fever for three consecutive winters. While bed ridden, he did what he would eventually do best - draw and sketch for hours on end.

After graduating from Kingston High School he joined the Air Force during the Korean War. He felt very fortunate to have spent the majority of his military service in Hawaii, where he met his future wife Teddi at a dance. After completing his military service, Gene attended Portland State University for one year before transferring to the prestigious Art Center School in Los Angeles. There he earned his degree in Advertising and Illustration in 1959. The next 10 years would be a whirlwind of jobs for Gene, in Chicago and Detroit, working for well-known advertising agencies. Finally in 1970 Gene and Teddi agreed it was time to settle down in one place: Portland, Oregon.

Through the 1970's, Gene worked as a Creative Director for the advertising agency of McCann-Erickson. After leaving the agency he chose to be his own boss, and worked as a free-lance illustrator and commercial artist - eventually becoming one of Portland's premiere fine arts painters. He was best known for his watercolor series, "Portraits of Portland." Painting Portland scenes and sharing his knowledge with others is what he truly enjoyed most.

Gene Gill was a very active member in WSO from 1993-2010, winning awards in nearly every show he entered. Chris Keylock Williams, who tracks points for

the WSO Merit Award program, was surprised to discover that Gene never formally entered the Merit program - he would have earned 55 points! In 2006 Gene served on WSO's Education Council and suggested the formation of the Regional WSO Critique Groups which many of our members have benefited from.

At the 2012 Spring Convention in Portland, Gene lectured about how he selects and photographs subject matter for his paintings. Unable to lead the group on the walk, Gene sent them out to photograph downtown Portland on their own. It was a most successful morning. Participants saw and photographed several of the locations in his paintings as we walked around.

Gene was an integral member of WSO's Metro critique group (*which meets the 2nd Tuesday night of each month at the Village Gallery of Arts.*) The group praised Gene in a book containing 5 x 7 paintings, along with comments about how much Gene's critiques have helped them grow as artists. An excerpt from Diana Nadal's statement reads: "*you have made me think outside the box, you have trained me not to rely on one photograph when choosing something I want to paint, you have inspired me to simplify my compositions, and finally you've convinced me that it is okay to add whatever media is necessary to complete a painting: like daring to use some gouache!*" This book was presented to him just weeks before his death.

Gene and Teddi lived in their Cedar Mill home for over 40 years. It was in this home, that Gene absolutely loved, where he died peacefully in his sleep on July 27th, 2012. He is survived by his wife of over 50 years, Teddi, and their three sons (Eugene, David and Jason,) and two grandsons (Andrew and Jimmy).

BOARD ACTION



By Jayne Ferlitsch

Vice President Margaret Godfrey called the WSO Board meeting to order on October 6, 2012. Ten board members and 12 committee members were present.

Treasurer's Report: Treasurer Dianne Lay presented the total assets of \$75,608.52 with a usable amount of \$47,080.12. The profit and loss through September shows an income of \$33,625 and expenses of \$42,600 for a net loss of \$9,000. Dianne presented the 2013 budget and it was passed by the board.

Ruth Armitage made a motion to propose the slate of officers to the membership for voting. Deanna St. Martin seconded. Motion passed.

MEMBERSHIP BUSINESS MEETING

By Jayne Ferlitsch

What a lively beginning to the fall Membership and Business meeting! I "piped" in the masses and then we had the drawing for door prizes. Beth Verheyden and Connie Athman were congratulated on a wonderful convention and they in turn thanked their many volunteers who made the weekend memorable!



Rob Robinson receiving his award from new president Margaret Godfrey

Rob Robinson was presented with the Outstanding Service Award for all his work on the website and the online entry process. And he's not done yet! Next spring he is co-chairing the 2013 Artfull Albany

(continued on next page)

Spring WSO Convention.

Bylaws Amendment: An amendment to allow out-of-state Active and Lifetime members to exhibit in the shows was voted down, but another amendment to allow out-of-state Active members to rejoin WSO without re-jurying if they move back to Oregon was voted in.

A new slate of officers was also voted in:

Past President: Mary Coppett

President: Margaret Godfrey

Vice President: Anji Grainger

Members at Large: Paul Bourgault (Publications), Jayne Ferlitsch (Membership), Kathy Tiger (Administration)

And that's what happened at the Membership Business Meeting!

NEW BOARD ELECTED



By Mary Coppett

WSO is a fine volunteer organization and we are proud of each and every one of the volunteers who serve. This year two of our longest serving members, Lavonne Tarbox Crone and Charlotte Peterson have stepped down. They are to be commended for the time and energy they have each put into WSO.

LaVonne Tarbox Crone's replacement as New Members Chair will be Diane Pinney. Charlotte Peterson's replacement as Administrative Council Chair will be Kathy Tiger. Victoria Tierney's replacement as Exhibition Tours Chair is Ed Labadie. Gina Comelli Locke will be replaced as Secretary by Helen Brown. Thank you Jayne for filling in so well as interim Secretary. Jayne Ferlitsch has moved up to be Membership Council Head.

Thanks to all of you who have served WSO. You are to be commended. For all of you coming on board, we thank you for volunteering for the above positions and look forward to having you on the WSO Board.



Linda Rothchild Ollis

Back Row:

*Mary Coppett
Immediate Past President*

*Margaret Godfrey
Our new WSO President*

Anji Grainger, Vice President

Helen Brown, Secretary

*Front Row,
New Members at Large:*

Paul Bourgault / Publications

Kathy Tiger / Administration

Jayne Ferlitsch / Membership

Profiles of the New WSO President and Vice President

Margaret Godfrey - President

Margaret lives in Blue River, 45 miles east of Eugene with her husband, one horse, and one cat. She has two adult daughters and is a very involved Mimi (grandmother) to five grandchildren.

Margaret has been a member of WSO since 1999. Her art life has included five years teaching watercolor classes for Lane Community College as well as workshops in Hawaii and at the Emerald Art Center in Springfield, Oregon. Her work began in purely transparent watercolor and has expanded to include more experimental art, using collage, gesso, and acrylic paint. She has won awards at both the state and national level.

Anji Grainger - Vice President/President Elect

Anji was born in the Pacific Northwest. Her work derives inspiration from the magic and wonder of nature.

She is drawn to see and focus on what others may not notice. She works primarily in watercolor and some mixed media and has studied both abroad and in the US. Anji offers watercolor classes for beginning to advanced students.

In 2009 she was awarded the People's Choice award in the 44th Transparent Watercolor Exhibit of

WSO. In 2010 and 2011, she was again awarded the People's Choice Award in the Portland Rose Festival juried show. She comes to the WSO Board with much volunteering experience. Aside from four years as President of the WSO 100 Club, she was President of the National Shelly China Society for 5 years, where she took the society from a membership of 150 to a membership of over 900 in four years. She was also the keynote presenter for the annual conference in Baltimore, Chicago, San Francisco, Minneapolis, and Portland.

100 CLUB

By Anji Grainger

Greetings from the WSO 100 Club! I am so pleased to announce that the 100 Club has reached its goal four years early! As of the Fall Convention in Welches, our account balance has topped the \$100,000 mark. This is wonderful news and means that beginning in 2014, we will be able to provide up to \$2,000 per show as our donation towards the awards.

I cannot thank those who have contributed enough! With your amazing generosity, we have built a sustainable account that will enable us to support WSO Exhibition awards indefinitely. And now that



we have reached our goal, we have set a new goal targeted for the 50th anniversary of the WSO 100 Club of \$120,000. My hope is that someday we will be able to make the job of Awards Chair a breeze!

With this news, I would like to introduce you to Mickey Beutick who is replacing me as President of the WSO 100 Club. I have accepted the position of Vice President and I am so looking forward to continuing to serve an organization that I love! A little about my replacement:

MaryAnn ("Mickey") Beutick-Warren

Mickey Beutick-Warren is of British/Dutch origin. She holds a Ph.D. in Linguistic Sciences as well as a Master's Degree in Education. She is a professional translator, fluent in several languages, and a freelance graphic designer. Her hobbies include music (piano, flute and piccolo), golf and bridge. A student of Angela Grainger since 2009, she is discover-

ing the wonders of the watercolor world and was thrilled to be juried into the WSO in 2011.

Mickey is delighted to be heading the WSO 100 Club. Please welcome her as she takes over this volunteer job.

EDUCATION COUNCIL REPORT



By Geoffrey McCormack

It Takes Two...

There have been no requests from WSO critique groups for funding or teachers this quarter. The Education council invites all critique group Regional Coordinators, critique group leaders and members to consider initiating a workshop for your group and other local artists. It only takes two WSO members in good standing to organize and coordinate a local watercolor workshop. Bring WSO's resources to

your neighborhood; bring WSO funding to keep costs down, and WSO instructors to share their talents for a great learning experience.

Check the Education page at the WSO website for guidelines, request forms and a full list of instructors. Here is a short list of instructors available: Chris Stubbs, Anji Grainger, Helen Brown, Cindy Briggs, Chris Keylock Williams, Ruth Armitage, Hyon Fielding, Kathy Haney, Dyanne Locati, Judy Morris, Denise Jacqueline Newbold, Linda Rothchild-Ollis, Mary Burgess, Rene Eisenbart, Sarkis Antikajian, Winnie Givot, Judi Hoiness, LaVonne Tarbox Crone, Blenda Tyvoll, Beth Verheyden, Margaret Godfrey and Harold Walkup.

Contact Geoff McCormack and Bobbie Mathews for help with your workshop in the near future. We look forward to hearing from you.

(continued on next page)

DUES ARE DUE!

By Jayne Ferlitsch

Thank you to all the members who have already sent in their dues!

Thank you to the members who remembered to sign their checks, made their checks out to "WSO," filled in the right amount, and printed neatly! You make my job so much easier!

Please remember to get your dues in the mail as soon as possible - the deadline was November 1st! Can't remember if you already paid? Send an email. Can't find your envelope or dues notice? Active members send me a \$35 check made out to WSO. Subscribers: \$25.

Send the check to: Jayne Ferlitsch

Or, if you never want to be late again, make that check out for \$300 and get a *Lifetime membership!*



BLICK®

For all your art supply needs, pick Blick.

PORTLAND | 1115 NW GLISAN ST. | 503-223-3724

30% OFF

ONE NON-SALE, IN STOCK ITEM
VALID 11/1/12 TO 12/31/12

Blick Art Materials, Retail Inc., coupon must be surrendered at time of purchase; no copies will be honored. Limit one coupon per day. Valid only on non-sale, in-stock items. Not valid with any other discounts or promotions, phone/mail/Internet orders, Custom Framing/Printing orders, and purchases of gift cards.



BLICK
art materials

* A 0 8 7 1 8 *

WSO/Menucha Workshop Update

By Lauren Deming

Think ahead about what you'd like to learn in 2013. There are two outstanding instructors coming to lead workshops at Menucha.

Robbie Laird



Robbie Laird will bring her expertise on layered watermedia to Menucha June 9-13, 2013. "*Flow and Form: The Synergy of Ebb and Flow Painting*" is based on Laird's inspiring premise about "Informed Intuitive" painting. Laird says she will help participants "become more spontaneous without being out of control."

Robbie will share unique techniques for controlling large flowing wet-into-wet areas as well as a variety of other water media effects used in her own work. She will share how she extends her personal vision by exploring a subject, then experimenting with layering various media effects such as gouache, watercolor crayons and acrylic mediums. Layering and combining effects enables her to have more control while remaining spontaneous. She will demonstrate how she uses the strength of design as well as information gathered, to allow the most freedom while painting.

A special bonus in this workshop will be the opportunity to try samples of the new colors from M. Graham Paints as well as some Golden Acrylic mediums for special textural effects. Robbie has been to Golden Paints for special training in the use of their new acrylic products.

Painters will be encouraged to identify and capitalize on their own

painting strengths and may use all water media to create layered effects in their paintings. Realistic painting and abstract painting are equally encouraged. Individual critiques and assistance will be given each day.

Robbie has a reputation for encouraging painters, whatever their level of accomplishment, to break through to new levels of freedom and confidence in painting.

Linda Aman



Linda Aman teaches "*Color Study Triads Watercolor Workshop*" from November 10-13, 2013. Participants will learn to paint using a limited pallet and mix glowing colors without creating mud.

Day one: Color theory, using multiple choices of triad combinations to understand the power of painting with a limited pallet. Bring harmony to paintings with glowing rich colors. The first painting project will prepare participants for the next two days by giving a deeper understanding of color and composition.

Day two: Begin a painting with one of the triad combinations that inspired you. Learn how to apply clean glazes of color. The painting project will be taught with demonstrations step-by-step, giving personal attention to each artist. Photo references are supplied but participants may bring their own.

Day three: Continue painting with instruction and personal critiques. Learn about "finishing techniques" of paintings. We will review and have additional discussions, such as critiques and composition.

VIDEO RENTAL PROGRAM

Special Offer - Looking for a New Librarian



By Doyle Leek, Librarian

I have thoroughly enjoyed being the WSO Librarian for the past 5 years. In this time we have supplemented most of our

VHS instructional videos with DVD's, and have added many new videos. I am starting to spend more and more of the winter months down in the Palm Springs area, and finding it difficult to rent videos to the members while I am out of town. I would like to hand the Librarianship off to a new (or old) member who would be interested in being actively involved in the organization, without having a high pressure position and who would enjoy having all of the assets of the library at their disposal. As Librarian, I have enjoyed becoming acquainted with many of the members, and being able to view most of the library's videos over and over at my leisure.

The Librarianship involves physically maintaining our Library (book-case) of videos, slides and show Cd's, purchasing new videos for the Library, and renting the videos to the members. In addition, the Librarian writes an article quarterly for the *Watermark*, and gives a report to the treasurer.

If anyone is interested in becoming the new Librarian, please contact me. I will send you a copy of the duties of the Librarian, and if you like, will submit your name to the Board for consideration.

Our rentals have dropped off the past couple of quarters, so I am anxious to send out a new brochure listing our videos, to stimulate the use of our library. I have been waiting to send out the brochure till after we have a new Librarian so that we can include the name and contact information in the new brochure.

We continue to charge only \$7 for the rental of one video, and \$5 each if you rent more than one at a time. Please give me a call, or email me with your requests.

Doyle Leek
WSO Slides/Video Librarian



NEW MEMBERS

By Diane O. Pinney, New Member Chair

This is a transition year, as our long time New Member Chair LaVonne Tarbox Crone retired from this position at the end of the Fall Convention. She began as New Member Chair in 2003 and has brought over 450 new members into WSO during her time as Chair. She is turning the job over to me but not without a lot of "How can I give this up!" and "Now, this is how it needs to be done." I only hope I can live up to her standards!

With LaVonne's careful oversight and leadership, we approved WSO membership privileges to 44 artists at the Fall Convention. These artists vary in levels of expertise, technique and style; and, not surprisingly, come from rural and urban areas all over mid and western Oregon. We will have a slide presentation of their images at the Spring Convention in Albany, and we will also welcome them at a special New Member Reception on Friday evening, April 5, 2013. Their name badges will be especially noted to indicate they are New WSO Members. Make a point to say "Hello."

Soon, we will have a link to their paintings on the WSO website. Please look at the list in this newsletter to see who lives in your area. Invite them to a critique, to coffee, to your studio or to visit your favorite gallery. We want to be sure that they feel welcome and become a vital part of this Society.

Patrick D. Beste	Ashland, OR 97520
Jullane Ann Rich	Banks, OR 97106
Sandra M. Evans	Beaverton, OR 97007
Dalaine Misty	
Bowen	Beaverton, OR 97008
Verna M. Pooler	Brookings, OR 97415
Ruth D. Stoner	Brookings, OR 97415
Dale Hart	Canby, OR 97013
Dominique	
Bachelet	Corvallis, OR 97330
Suzy Carroll	Durham, OR 97224

Georganna Happel	Eagle Point, OR 97524
Mary Wagner	Eugene, OR 97402
Joanna Carrabbio	Eugene, OR 97403
Demetra Kalams	Eugene, OR 97405
Barbara Friedson	Eugene, OR 97408
Carole Hillsbery	Florence, OR 97439
Shelley Macintosh	Gold Beach, OR 97444
Sue Eakin	Grants Pass, OR 97526
Carolynn Wagler	Gresham, OR 97030
Deanna J.	
Hermance	Gresham, OR 97080
Susan Austin	Jacksonville, OR 97530
Marie Winston	Lake Oswego, OR 97034
Jean Dupre'	Lake Oswego, OR 97035
Lois Mitchell	Lake Oswego, OR 97035
Susan Kelling	Medford, OR 97504
Cynthia Jacobi	Newport, OR 97365
Mary Lou Anderson	Portland, OR 97201
Irilla Swanson	Portland, OR 97203
Michael Musto	Portland, OR 97205
Constance Strawn	Portland, OR 97212
Richard Moody	Portland, OR 97223
Sharon L. Hansen	Portland, OR 97229
Suzanne Beede	Portland, OR 97212
Sue Gomen	
Honnell	Redmond, OR 97756
Linda Shelton	Redmond, OR 97756
H D Honscheid	Roseburg, OR 97471
Debbie Hornibrook	Salem, OR 97305
Ann Knofczynski	Sandy, OR 97055
Sandi May	Sandy, OR 97055
Jo Anne Rohweder	Sandy, OR 97055
Loisann Young	Sandy, OR 97055
Norm Rossignol	Talent, OR 97540
Margaret Stermer-Cox	Talent, OR 97540
Carole (Kelley)	
Popick	Tigard, OR 97223
Diana D. Poorman	Tigard, OR 97224

WSO LOGO MERCHANDISE: WHO'S NEXT?

By Sharon
Rackham King

I was happy to see you in Welches! I'll also be happy to see you in Albany this April, near my neck of the woods. The Spring Convention in Albany will be my last as Logo Merchandise Chair. If you'd like to be



Jayne Ferlitsch

the next Logo Chair, or wish to encourage another friendly member to do the job, please let me know. In my opinion, it's the job in which you'll meet the most people, have a ton of creative control, and have the most fun! It would be the perfect position for two people to share, so call up a friend and see if they'll join you as part of a dynamic duo.

Now, back to Welches... after a slow start of just \$10 in sales on Friday, the sales came in little waves on Saturday and then in huge breakers on Sunday morning. The Grand Total sales of vests, hoodies, tees, caps,

outback hats, aprons, mugs, bags, pens and Western Fed catalogs rang up to \$1,066.50! I appreciate your continued support!

It's always so much fun to help everyone find what they need and to chat with you at the logo table as you support WSO. As you think of ideas for new merchandise to try, drop me a line.

Thank you all for another fantastic convention, especially to Co-Chairs Beth Verheyden and Connie Athman, and Vendor Coordinator Suzi Blaisdell.





ART WITH ALTITUDE!

LEFT US ON A MOUNTAIN HIGH!

By Steve Ludeman

We are still on a "mountain high" from a really memorable 2012 Fall Convention and Exhibition at the Resort at the Mountain in Welches. WSO members who were privileged to attend were treated to many fun, educational and inspirational activities in our beautiful Oregon Cascade mountains, in gorgeous fall weather.

With the assistance of their capable organizing committee, co-chairs Beth Verheyden and Connie Athman skillfully guided this Convention and Exhibition to a successful conclusion.

It all began on Friday afternoon, as many of our members arrived early at the Resort and checked in at the Hospitality Table, led by co-chairs Renee Johnson and Lori Baker. It was fun to see so many members from around the state gathering at the

Resort, continuing old friendships and making new friends.

After the Friday afternoon Paint-in, many members traveled by car and one very big yellow school bus to the **Meet & Greet**, at the Mt. Hood Museum and Cultural Center in Government Camp. As we approached Government Camp, iconic Mt. Hood greeted us with an evening atmospheric light show called "alpenglöw." It was as if the Heavenly Watercolorist bathed the mountain in soft hues of violet,



Meet & Greet helpers L-R: Dana Hamburg, Doug Moore, and Co-chairs Bonnie Moore, Colleen Helmstetter & Debra Westcott.

Phyllis Meyer

orange and pink to welcome us! What a treat!

Juror Chris and his wife Caroline, together with co-chairs Connie and Beth, met each attending member at the door of the Museum. They greeted each person personally and welcomed them to the convention. It was "old church style," and many members referred to Chris as "Pastor" with a chuckle. Chris and Caroline's son Gary also joined them, and members visited with the family for the evening. This was Chris' first visit to our fair State. Meet & Greet Co-chairs Debra Westcott, Bonnie Moore and Colleen Helmstetter, along with their dedicated volunteers did an outstanding job of hosting this event. They went "above and beyond" to present a variety of plentiful and delicious food, snacks, drinks and desserts. We were grateful for their wonderful hospitality! Members enjoyed visiting the Museum's art gallery, gift shop and historical displays. It was a memorable evening that set the stage for a great weekend.

Thanks to the hard work of Kara Pilcher and her capable volunteers, the **Exhibition** of 80 paintings was



Linda Rothchild Ollis

The painting check-in committee L-R: Deanna St. Martin, Margaret Godfrey, Steve Ludeman, Mary Coppett and Leslie Cheney-Parr



Paul Bourgault

All aboard! And the bus packed full of WSO members headed for Government Camp



Paul Bourgault

Great finger food was served up at the Meet & Greet

adroitly hung at The Resort at the Mountain and in full view all weekend. What a remarkable show of talent! The Vendors' Exhibit, led by chair Suzi Blaisdell provided ample opportunity to load up on any supplies you may have needed. There was also information available about WSO instructors and workshops.

For a glimpse of all the fantastic lectures, demos, paint-ins and paint-outs that occurred on Saturday please see articles in this Watermark in which the students wrote their own personal overview of the class they attended.

At our Saturday Night Awards Banquet, we enjoyed the music of *Heart Strung*, an ensemble from Portland that entertained us with many old favorites and contemporary melodies. After dinner the lights were dimmed and Chris narrated the slide show of our 20 award-winners. He began by saying: "As artists, we are a very special group. Each of us strives to make the world a better place. This is our statement and our legacy."

Chris said this was a very strong show - so many excellent images were submitted, he could have easily selected an additional complete

show. While reviewing all of the images, Chris juried paintings "in" and not "out." *"I could have selected an additional twenty paintings to complete the show"* He selected some of the award-winners by saying: *"I must have this art on my wall!"* Often he said he was *proud* of the creations of various WSO artists. Thank you Chris, for your heartfelt critique of our work on Saturday night. We also thank you for the enlightening daytime Juror's Critiques, efficiently run by chair Diane York.

Like a scene from the Pied Piper, on **Sunday morning** our members were led into the Business Meeting to the tune of bagpipes played by Jayne Ferlitsch. Then Chris was back in action for his demo. He used his sketch of a forested area in Western Oregon.

Chris likes to do "speed sketching" to quickly distill the lights, darks and checkerboard patterns of natural scenes. He uses pens because he likes the lines that are "just from him." He encouraged us to paint for ourselves, to express what is in our hearts to communicate our view of the world. He wants us to paint like a nine-year-old and let our paintings

take on a life of their own. Chris uses allegory in some of his paintings. In this demo, the trees of the forest reminded him of a vaulted cathedral with stained glass windows. As he developed his painting, he wanted us to see the rhythm of the cathedral vaults.


His painting came to life as he skillfully used lots of color, wet on wet; lifting out light

areas, placing complements, and playing lights against darks, darks against lights. We could see and feel the rhythm and harmony of his painting. Chris emphasized: *"As artists we are poets, not reporters. I believe that even rocks can dance."* He encouraged us to sketch every day and paint at least one abstract a week. He wants us to experience the joys and challenges of taking a risk in painting.

When his painting was finished, he put down his brush, stepped back and said: *"I hope you like this painting."* He said *"I am proud to be here."* What an inspiration. We were proud and honored to have Chris as juror.



Jim Powers mans the Creative Catalyst table at the trade show



Dick Blick's new store in Portland was represented at the mini-trade show

Paul Bourgault

Paul Bourgault



Chris at one of the critique sessions. Great shot Beth!

Beth Verheyden

FUN, NEW & VERY CREATIVE
dvd workshops

CREATIVE COLLAGE
Gurnee Books
Paper Making
Encaustics
Advanced Collage
Monotype Printing
Fabric Books

www.CCPVideos.com
or see it now on

ArtClick.tv

WELCHES CONVENTION ACTIVITIES, REVIEWED

"SYD" Session Summary for Watermark

By Beth Verheyden

The Welches convention got off to a fast start with the "SYD" Round Robin. As a tribute to Syd Kruse, a long-time member of the Hoodland community and WSO member, five WSO teachers, 40 members and four special guests of honor took part in this fast and furious acronym-influenced paint-in.

Kara Pilcher began the session with all of us "Shaking those Yapping Doubts" away by wiggling and giggling to get us loosened up and ready to paint! What a sight! Kara then went on to teach participants how to "Strip Your Dancer." Suzi Blaisdell cleverly showed us how to "Spritz Your Drips;" Patty Henniger, with husband and still-life model Peter, demonstrated her and Syd's love of drawing in "Simplify Your Drawing." Steve Ludeman gave us all a colorful demonstration of how Syd used to "Say Yes to Drama." And, Diane York led us through a few fabulous exercises on Yupo paper in "Simple Yupo Discoveries."

Syd's mom Judy Shainholtz from Colorado, husband Steve Kruse, 16 year old son Dan, and 18 year old daughter Kiki, all joined the event as

our guests of honor. They were touched by the tribute to Syd, and told us that the time spent with her friends and doing what she loved were meaningful parts of their healing process. All in all, we spent the afternoon thinking about Syd, and knew that she was wiggling, giggling and painting right along with us!



Paul Bourgault

Suzi shows how to "Spritz Your Drips" at the SYD round robin tribute.



Paul Bourgault

WSO members enjoying the SYD round robin tribute



Beth Verheyden

All eyes are on Diane York as she gives her demo at the SYD round robin table

Presentation by LaVonne Tarbox-Crone

By Liz Walker

LaVonne Tarbox-Crone enthralled the crowd with her presentation entitled "Don't Take No for an Answer." LaVonne provided several images/examples of how she took a "problem" painting and revamped it. She showed us step-by-step images of paintings that went from good to great. She did this by going further, pushing the values, and honing in on parts of the painting that could be made stronger.

LaVonne's "fix-it" remedies range from dousing a painting in the sink, adding gouache, acrylic or collage, and cropping her painting with a mat.

She described how emphasizing tried and true design principles is the key to catching a juror's eye. Digital images of WSO members' paintings proved her points: "Design trumps everything else," and "a good design works in any direction." She also shared the concept of finishing a painting, going over every inch of it to make sure there are no incomplete places or weak transitions. She feels that finishing is a factor in all prize-winning paintings.

LaVonne gave us all much to think about in our own work and the confidence to keep pushing ourselves and our paintings to the next level of excellence.



LaVonne Tarbox-Crone

"Recycled" by LaVonne Tarbox Crone, featured in her presentation, will be in Splash 14

Jan Rimerman on Open Studios

By Mary Burgess

An enthusiastic group of students was treated to an abundance of well-organized information about *How to Host an Open Studio with Grace and Charm*. WSO member Jan Rimerman has vast knowledge in this area, having hosted many open studios. She generously shared her process of preparation and execution with handouts and examples.

Jan's many years of teaching experience was evident in her presentation. The participants were thrilled and inspired with the tools and information they received. She covered topics from marketing and studio preparation to cleaning pets (*hers are turtles*), alerting neighbors and preparing food for the event. She stressed the idea of making it a positive experience for one's patrons. Now we all feel ready to host our own open studio.



Mary Burgess

Jan Rimerman showing Rob Robinson and Deanna St. Martin some promotional material

Anji Grainger's "Water Droplets in Watercolor" class

By Suzi Blaisdell

Anji Grainger showed students how to look closely at a water droplet and see the way it reflects its surroundings, the shading of colors within it, and the shadow it casts. Water stretches reflections, so they can appear backwards or even upside down. Stretched 140 lb. paper, using the right brush, and preserving the white of the paper are essential for accurate depiction of drops. The three-hour session allowed students to work on drawing, shading, highlighting and combining the preciseness of painting water drops with the looseness of the background.

Dana Hamburg wrote *"The contrast of a soft background with the details of*

the drop and the images within it help to draw focus to the drop."

This was truly an inspirational class in the observation and depiction of one of nature's most beautiful manifestations.



Dana Hamburg

Mary Alice Kitzerow, Jansi King and Norma Sullivan observe Anji demonstrate how to render water droplets

Digital Submissions

By Suzi Blaisdell and Jean Bubak

Linda Rothchild-Ollis and Suzi Blaisdell's class on digital submissions, titled *"You want me to do what?!!!"* was attended by three participants, with Paul Bourgault as a helper. In this informative class, they learned how to prepare, name and size an image of a painting for digital submission.

Participant Jean Bubak commented: *"Linda and Suzi did a good job*

of explaining how to submit our paintings to shows and competitions. They made the process understandable, and did a fine job of describing the steps for making a digital image look good for submission."

Suzi felt that Linda's use of projected computer screen images made the digital submission process very easy to follow. The instructors also took the opportunity to scrutinize each step to see if any changes were needed to make the submission process easier.

**YOUR PURCHASES SUPPORT
UO STUDENTS, FACULTY & STAFF.**

Creative Duck
Local. Independent.

Oregon's largest art supply store
south of Portland.

OPEN DAILY 895 E. 13th Ave
Eugene, OR 97403

THE DUCK STORE 541.346.4331
UODuckStore.com Facebook.com/CreativeDuck

Enjoy
20% OFF*
all watercolor paint & brushes

* Coupon must be present. Valid on one-time purchase of watercolor paints and brushes. Valid Nov. 1, 2012 - Mar. 31, 2013.

Hyon Fielding & Susan Spears - "Tee for Two" demo/paint-out

By Glenda Short Field

A crisp fall morning, dewy grass, and two experienced en plein air artists created a memorable experience at the 9am paint-out at the Welches Golf Course. We heard bagpipes far down the greens slowly making their way to the top of the hill, serenading us in the grand Scottish tradition. Susan Spears and Hyon Fielding took a stance at their easels and created two uniquely interpreted paintings of the beauty of the golf course with its surrounding mountains, spectacular fall foliage and serene golf greens.

Both Susan and Hyon are skilled at painting the essence of what they see, not exact duplicates. From start to finish, they both shared the steps they take to ensure a remarkable finished painting. They demonstrated their different approaches with four one-minute scribble sketches, four one-minute color studies, and then simplifying the shapes. They showed us their totally different tree painting techniques, painted in the bagpiper, and ended by matting the finished piece.

This was an educational experience with two excellent instructors in a breathtakingly beautiful, unique northwest setting. Thank you WSO.

Jayne provided early morning entertainment as she marched around the first hole playing her bag pipe



Claudia Breese



Hyon sharing her secrets of painting en plein air

Glenda Field



Hyon with her finished painting

Glenda Field



Glenda Field

Susan Spears working big on a full sheet of paper



Glenda Field

Susan Spears's finished painting

Dyanne Locati Paint-in

By Linda Nye

Dyanne presented a very rewarding mini workshop called "Painting Abstract using Fluid Acrylic and Watercolor Pencil." Her organizational and teaching skills were stellar.

First Dyanne demonstrated how to apply light molding paste over the white paper, vertically then horizontally, leaving exposed white paper in places. After this dried, she showed the class how to paint in vertical liquid acrylic stripes. Then black gesso was applied with a flat brush. The pattern with this brush was thin/fat random lines. The final application was done with wax based colorful colored pencils.

Because Dyanne was so well organized many of the attendees were able to accomplish the whole project in a short period of time. Her generosity with all of her

knowledge and materials made this an exciting and fun project. Many of us are encouraged to try this again. Thanks for sharing with us, Dyanne.



Suzi Blasdel

Dyanne Locati demonstrates how to apply light molding paste to the paper

"Quick Draw En Plein Air" with Carol Winchester & Doreen Lindstedt

By Helen Brown

It was a picture-perfect day for croquet on the lawn. Artist Carol Winchester and Doreen Lindstedt led WSO members in a figure drawing session on the green. The ladies who modeled for the event wore period clothing (*broad-brimmed hats, frilly blouses and flouncy skirts*). Deanna St. Martin, Sunny Smith, Jayne Ferlitsch, and Rene Eisenbart showed their prowess with the mallet while Mark Finlayson donned his straw hat and enjoyed the attention of the ladies. Models took five-minute poses as the artists sketched their gestures and worked to catch the essence of the moment, the brilliant light, interesting shadows and breezy movement of

their clothing.

All artists who participated agreed that it was a creative activity for drawing the figure and getting lots of photographs for future paintings. We expect that vintage croquet



Rene Eisenbart and Mark Finlayson doing a Manet pose



Rene Eisenbart, Deanna St. Martin, Jayne Ferlitsch and Mark Finlayson just stepped out of a time machine



Mark Finlayson and Sunny Smith practice their game



Artists sketch Rene as Sunny Smith and Jayne Ferlitsch practice their strokes in the background



WSO members sketching the croquet players

Bill Baily Paint-In

By Joyce Cheatham

Those who attended *Bill Baily's Paint-In: Still Life Composition on Black* were not disappointed as he guided us through his technique for painting a fabulous still life and dramatic background. Those attending the class were able to choose a subject and paint it with those glowing colors he uses. He then demonstrated the dramatic dark background that makes his subjects come so alive.

We thank Bill for so graciously sharing his secrets, time and talents. We will never look at fruit the same way again.



Bill Baily shows WSO members how to add a dramatic background to a still life

Harold Walkup's Demonstration at Trillium Lake

By Marjorie Kinch

Harold presented a very interesting demo. It was an exhilarating experience; the beauty of Trillium Lake with Mt. Hood providing a beautiful backdrop and glorious sunshine. The weather was a bit nippy, leaving many of us with very cold toes, but the demo made up for everything.

Harold's goal was to get the participants to think outside the box. It sure made me think and got my creative juices flowing. He explained the adding of colors in the order that would achieve his desired effect. He used colors like cad red, cerulean, and a mixture of many staining colors to get a beautiful foreground. He made a bold outline of Mount Hood in cad red, then washed in cerulean, followed by white gouache which blended with the red. The painting became a night scene at the very end when Harold put in the moon, which was a pleasant surprise. Harold did a beautiful job presenting his demo!



Harold begins his demo



His finished demo. Very nice!



Harold Walkup with his group of students

Lynn Powers on Portraits

By Leslie Cheney-Parr

Lynn Powers' Powerpoint® presentation was a gift to us. She shared her personal insight into what matters to her as she records the anatomy of her sitter, as well as her quest to stay authentic. Her extensive knowledge of anatomy enhances her understanding of the watercolor techniques needed to display a graduated cheek curve as opposed to a firm nasal ridge line. She gave us a fact-filled presentation on her thoughts and her method.

While she told entertaining stories of the portrait she was working on (*of Dante, her mother's Pool Guy*), she showed us her progress step-by-step. She spoke of hot darks along the hairline and in the nostrils. In her portraits, she looks for and records color on the planes of the face, neck, and head. She loves the color-play on surfaces and relishes their reflective



Lynn Powers presented a powerful portrait workshop - "What I Look For"

and absorptive qualities. She thoroughly understands the value, temperature and shape of any plane on the face in any light, as she so clearly showed us using the visual aids of photography, close-ups and painting samples.

And while we listened to all the

wonderful watercolor advice on technique, her color choices, her working methods, we also learned of her sincere quest to continue to learn and to change as she grows artistically. Lynn is a lively presenter and a generous lecturer. We came away enriched as well as educated. I could do this again very easily!!

The Artists' Reception



Julie Shirley with her painting

Sarah Bouwsma



Janice Holmes got an Award of Distinction with her painting

Sarah Bouwsma



Phyllis Meyer with her painting

Sarah Bouwsma



Carol Sands with her painting

Sarah Bouwsma



Hal Wright won the 5th Place Award

Sarah Bouwsma



Paul Bourgault with his plein air painting

Sarah Bouwsma



Chris Helton with her painting

Sarah Bouwsma



Chris Keylock Williams got an Achievement Award

Sarah Bouwsma



Britt McNamee with a great abstract

Sarah Bouwsma



Leslie Cheney Parr with beautiful landscape

Sarah Bouwsma



Liz Walker with her colorful abstract

Sarah Bouwsma



Geoff (Rocky) McCormack with his great painting

Sarah Bouwsma

Supportive spouses hanging out at the artists's reception L-R: Marcus Parr, Don (Bouwsma) Neuhengen and Jesse Walker



Liz Walker



Beth Verheyden

Would the person who dropped a twenty dollar bill on the floor please raise your hand



Sarah Bouwsma

Jayne Ferlitsch and Rene Eisenbart attended the banquet in their croquet outfits



Sarah Bouwsma

Kris and Bruce Preslan joined Airi Foote and Phil Jarvis at the Happy Table!



Janice Holmes

Julie Shirley proudly holds up her Bronze Award



Sarah Bouwsma

Doreen Lindstedt and Sally Bailey posing for two photographers at the banquet



Sarah Bouwsma

Our new president Margaret Godfrey smiles for the camera



Paul Bourgault

Chris gave a sincere and wonderful review of his experience in Oregon with the WSO organization



Sarah Bouwsma

James and Lynn Powers of Creative Catalyst share a table with Ruth Armitage



Lynda Nye was the proud winner of a Chris Van Winkle original




Paul Bourgault

Chris Van Winkle announced the winners and Jennie O'Connor handed out the awards



Paul Bourgault

For earning over 100 merit award points, Tom Allen gets a big hug from Chris Keylock Williams



Liz Walker

Leslie and Marcus Cheney Parr. Nice picture Liz!

CHRIS VAN WINKLE WORKSHOPS

By Connie Athman

Luckily for us, Chris Van Winkle made his first ever trip to Oregon from Morro Bay, California. He taught a 2-day workshop before the convention and a 3-day workshop post-convention. We met in the picturesque setting in Welches at St. John's in the Woods Catholic Church.

Chris had driven up the coast with his wife and son, and he stopped along the way to sketch and form his impression of Oregon to be used in future paintings. The first thing he did in the workshop was to share his unfinished sketchbook of his Oregon journey. He believes that you should paint from your sketchbook and not from a photo which "has no heart."

Chris' warm and witty teaching style is one part sage advice, one part travelogue (*Why do the domes on Russian churches have different shapes?*) and one part artistic life coach with



Connie Athman

Chris' examples of negative, non-objective and abstract painting exercises

such advice as "You don't have many years on this earth so you should paint like you are writing your novel." and "The only thing that really stays behind after man leaves is art."

With that, we prepared to 'write our novels,' trying our hand at line sketches, value sketches, graded washes, nonobjective paintings, outdoor vignettes and abstract

(continued on next page)

Students watching Chris paint an Oregon Vignette



Connie Athman

designs. Many fundamentals were reviewed the first day to the appreciation of both seasoned and new painters. Chris emphasized that design is the most important thing in your painting.

We took advantage of the summery October weather by doing some plein air painting, looking for the darks between the trees and using gesture to create emotion. One of the many assignments Chris left us with was to study 12 trees a year. Learn their structure and the things that make them look different from other trees.


Chris is still studying Oregon trees and will be working on his impressions of what he has seen and experienced in Oregon. He said we should look up his paintings of Oregon in a year to see what stories he has to tell.

A final reminder from the long time California teacher: *"Remember, we are in the business of creating poems with our paintings."*

An ART with ALTITUDE Thank You!

By Connie Athman and
Beth Verheyden

"We need to say thank you to so many many people. You were our *"dream team"* and your hard work over the past two years truly proves to us that it takes a *"Mountain Village"* to make it all happen. Steve Ludeman & Jean Ludeman (*Publicity & Awards*); Kara Pilcher (*Exhibit Chair*); Renee Johnson & Lori Baker (*Hospitality*); Bonnie Moore, Colleen Helmstetter & Debra Westcott (*Meet & Greet*); Diane York (*Juror's Critiques*); Suzi Blaisdell (*Vendors Chair*); Barb Johnson & Yvonne Knoll (*Juror's Workshop Co-Chairs*); Phyllis Meyer & Sandy Dutko (*Banquet Decorations Co-Chairs*). A complete list of everyone who helped with our convention (*and the list is very long!*) is in the Exhibition Catalog you recieved with this issue of Watermark. ***Please know how grateful we are!!***"



Chris doing a plein air demo



Chris finished with his plein air demo



One of Chris' great instructional charts

Christine Helton
begins to create
her poem



Connie Athman

EXHIBITION SCHEDULE

47thth Transparent Show Fall 2012, Portland

Juror: Chris Van Winkle

20 Touring Paintings

Nov 5 to Nov 21, 2012

**Blue Mountain Community College,
Betty Feves Memorial Gallery**
2411 NW Carden Ave
Pendleton 97801
Commission 30%
Mon-Thurs 1-3, or by appt.
Staci Kunz, 541-278-5154

Dec 1 to Dec 26, 2012

**Siuslaw Public Library,
Bromley Room**
1460 9th St
Florence, OR 97439
No Commission
Mon 10-6, Tues-Wed 10-8, Thurs-Sat 10-6, Sun 10-5
Mary Colgan-Bennetts,
541-997-3132

Jan 2 to Feb 28, 2013

St. Charles Arts in the Hospital
2500 NE Neff Rd
Bend, OR 97701
No Commission
Open 24/7
Linda F. Strunk, 541-706-1086

March 5 to 30, 2013

The Dalles Art Center
220 E 4th St
The Dalles, OR 97058
Commission 35%
Tues-Sat 11-5
Carmen Toll, 541-296-4759

For questions and suggestions about the traveling show, you may contact Ed Labadie at 503-372-5663, or email ed@edlabadie.com

TRAVELING SHOW REPORT



By Ed Labadie

The Spring '12 Traveling Show concluded at the Sunriver Lodge near Bend on Sep. 27, and the paintings were

returned to artists at the convention in Welches. Unfortunately, no paintings sold during this tour. But as artists know so well, this is not a



The new fall Exhibition catalog

reflection of the quality of work, but is purely an outcome of a recovering economy.

Many visitors and art lovers viewed and admired these fine works at each location. They collected our color booklets, and perhaps were inspired to join WSO or speak highly of the Society in their circle of friends. Specific newspapers were targeted and significant exposure was achieved in diverse regions of Oregon. Those efforts will continue at each new exhibit location.

If you were not able to attend the exhibition of all 80 works, take advantage of the Traveling Show when it comes to your region. Consider gathering your art aficionado friends for a group visit. Even the finest color catalog does not compare to seeing the original works in all their glory. Following the 2012 Fall Transparent Exhibition, 20 award-winners are now traveling through Oregon. The schedule includes Pendleton, Florence, Bend, and The Dalles. Each location has dedicated gallery owners or directors who are sharing their facilities, time and

resources to showcase these works, submit media releases or add web exposure for publicity. Take a moment to thank them for their cooperation.

On other matters, our Board recently clarified the language, terms and shipping requirements of any works sold during our Traveling Show, so be aware of your responsibilities in the event of a sale, as noted in your Artist Contract, affixed to the back of each painting.

Good luck with all your creative endeavors, and we hope to feature and reward your efforts in exhibitions and traveling shows throughout Oregon in the future.



MERIT AWARDS



By Chris Keylock Williams

Challenge yourself to earn Merit Award points! You qualify to enter the program when you have

accumulated ten points. Download a copy of the Merit Award point list from the WSO website or pick up a copy at the next convention. Fill it out with a record of your ten points and send the list to me. I'll keep track of your points from then on.

In the past and through the Fall 2008 Convention in Florence you got a total of five points for a Sweepstakes Award, three points for 1st, 2nd or 3rd, and one point for paintings that got into the show but did not win an award.

Beginning Spring '09, we changed the name of Sweepstakes to "Best of Show" and it still earns 5 points. We have dropped the name of 1st Place. Now we have 2nd through 6th Place followed by Awards of Achievement and Distinction. You will earn a total of four points for a 2nd, 3rd or 4th Place Award, a total of three points for all other award winning paintings, and one point for paintings that got into a show but did not win an award. You will receive recognition at conven-

tions as you reach each level, and a beautiful WSO logo pin at 25 points (Platinum Level, a silver pin) and at 50 points (Diamond Level, a gold pin).

Congratulations to our Merit Award recipients at the Fall Convention in Welches:

Diamond Award with gold pin (50-74 points)

Linda Rothchild Ollis

Gold Award (20-24 points)

Kris Preslan

Susan Spears

John Bradley

Silver Award (15-19 points)

Liz Walker

Bronze Award (10-14 points)

Chris Helton

Maud Durland

Julie Shirley



Paul Bourgault

John Bradley moved up to the Gold Award for passing the 20 point level. Congratulations John!

I would like to encourage everyone to start **now** and keep a list of the WSO exhibitions they have been in and the awards they have received. Even if you are a new member and are just beginning to enter shows, start now! It is surprising how quickly time passes and you will want to have that information. Just this year I have been asked at least three different times to "research" this information about different members, even if they never submitted or joined the Merit Award system.

Think positive and assume you will (eventually) be a huge success! Museums, galleries and books will be seeking your biographical information.



Albany - (continued from front page)

Photos shown on the front cover are "Quagga (an extinct zebra)" and the Ralston House - the most photographed house in Albany



This colorful carousel dragon and unicorn can be seen at the Historic Carousel & Dentzel Museum

computer imaging with Photoshop Elements. Debby Sundbaum-Sommers will demonstrate how to use Japanese sumi ink as a source of line in combination with watercolor. Jim Powers will be telling the story of his and his wife Lynn's great art workshop video company, Creative Catalyst. Presentations by Ruth Armitage, Helen Brown, and Geoff McCormack will round out this very full day of learning.

Being out and about:

1. Visit the Historic Carousel & Dentzel Museum to watch the volunteer carvers and painters turn blocks of linden wood into magical animals,
2. Tour the Monteith House, known to be the oldest framed building in Albany,
3. Ride a trolley on a guided tour through two historic districts, or
4. Walk around Talking Water Gardens, which turned a former industrial site into a beautiful wetland park. A joint public works

project between Albany and the nearby town of Millersburg, it attracts water birds (as well as humans) while cooling treated wastewater before it enters the Willamette River.

Paint-out opportunities:

1. A Paint-in and photo shoot at the Historic Carousel
2. Painting or sketching still life setups of historical artifacts at the Albany Regional Museum
3. Painting from porches in the historic districts
4. A Paint-out at Talking Water Gardens
5. The Master Gardeners' demonstration garden directly behind the two hotels

Planned lunch outings:

1. Calapooia Brewery Tour that includes beer samplings at the end, one pint of beer of your choice, or a glass of wine and a pub lunch.

2. Mini Nosh Tour; a ride on the Albany trolley will take diners to three selected Albany restaurants. You will have a chance to see behind the scenes, talk to the chefs and sample tasty dishes.

3. English tea with finger sandwiches, assorted scones or pastry and a pot of tea at a downtown tearoom.

The Artists Reception and Exhibition will be at Albany City Hall. Albany did not have a bona fide art gallery before this convention. The City found money to purchase the hardware necessary to hang eighty paintings and make this exhibit possible. As a result of the WSO Spring 2013 Convention being held in Albany, the community can now benefit by having a venue to showcase local artists' works.

After light hors d'oeuvres at the reception, the buffet banquet and awards presentation will follow at Spring Hill Country Club across the Willamette River to North Albany



The Cascade Grill is conveniently located between the Holiday Inn Express and Comfort Suites



The Artists Reception and Exhibition will be held at Albany City Hall

(according to Google maps, only 2 miles or 6 minutes from City Hall). For a special treat, we will have the distinct pleasure of hearing Tom Allen, one of the founding fathers of WSO in 1966, recount stories of the "early days of WSO." Of course, during the awards program, Mary Ann Beckwith will reveal her reasons for selecting the twenty outstanding award-winning paintings that will make up the "Traveling Show."

Sunday morning will be the Membership Meeting with "must be present to win" door prizes presented prior to the meeting. The convention concludes with Mary Ann Beckwith lecturing and demonstrating her painting techniques. The exhibition in City Hall can be viewed from 1 - 4 p.m. on Sunday.

While the convention activities are primarily for WSO members, guests and spouses who do not paint are welcome to enjoy nearby attractions such as the Oregon State University campus in neighboring Corvallis,

William L. Finley National Wildlife Refuge, numerous wineries, a 47-mile covered bridge tour (via autos or bicycles), the College of Osteopathic Medicine of the Pacific-Northwest (COMP) in Lebanon, McDowell Creek Falls, golf courses, the Linn County Museum housed in an original train depot in Brownsville, and Thompson's Mills State Heritage Site just south of Albany off Highway 99E.

As you can see, there is plenty to do and see while you are staying in Albany. You might even consider spending a few extra days so that you can drive to the Coast or go skiing in the Cascades. You can see if the tulips are popping in Woodburn during the Tulip Festival, which extends from March 29 to May 5, 2013. Please come join us in Albany for the WSO Spring Convention. We are confident that you will be glad you did.



Sculpture at the Old Carnegie Library in downtown Albany



The famous Keyhole House, formerly owned by a magician



Scenic views of Albany Bridges over the Willamette River

Juror - (continued from front page)

times the university allows).

Ms. Beckwith is a full time watercolor artist who revels in sharing her tried and true methods of painting as well as her explorations into uncharted territories. Ms. Beckwith's book, *Creative Watercolor: A Step by Step Guide and Showcase* (1996) was sold in this country and recently translated for the Japanese market. She is a highly recognized teacher for her workshops on "Experimental Watercolor" throughout this country, and in Canada, England, and Korea. Her work has also been featured in many books by other authors.

Recently inducted into the American Watercolor Society and National Watercolor Society as a signature member, Ms. Beckwith is also a signature member of the Watercolor Honor Society of Watercolor USA, and the Alabama, Georgia, Louisiana and Midwest Watercolor Societies. She is a Nautilus Fellow and Executive Director of the International Society of Experimental Artists. She has also served as a juror for the National Watercolor Society and for many exhibitions around the country. She was President and National Show chair for the Midwest Watercolor Society.

We are very happy to have such a wonderful teacher with us for the WSO Spring 2013 Convention and Workshop.

WORKSHOP WITH MARY ANN BECKWITH AWS, NWS

April 8-12 at the Holiday Inn Express

By Rob Robinson and Stephanie Low

Mary Ann Beckwith's "Brush and Beyond" Workshop will be an art altering experience! During the energy filled week of April 8 - 12, we will explore creative methods of watermedia application, including building layers and texturing. Participants will be exposed to new techniques and materials that will allow them to better express their visions and ideas through their paintings. The methods taught and materials utilized will be suitable for both representational and abstract imagery. Demonstrations and discussions will encompass and focus on composition and design, how to recharge your work, sources of inspiration and the business of being an artist. Each day will include plenty of time for painting and optional critiques.

The workshop will be conveniently held in the spacious conference room at the Holiday Inn Express, the center of activities for the convention. As another convenience, lunches will be provided as part of your registration fee, allowing time to relax and socialize with other workshop attendees in a separate dining area.

The heart of the workshop will be

Mary Ann Beckwith's painting
"Bridging the Past"



Mary Ann Beckwith checks out the progress of a student during one of her energy filled workshops

to develop a strong sense of style in water media and mixed media while emphasizing the creative approach to making images. We will construct new tools from commonly found elements and materials. Through exposure to various new materials and techniques, we will learn to better express our individual ideas and visions in our work.

Demonstrations and discussions will include exploring mixed media,

and approaching the subject with a fresh eye toward composition and design.

"There is always a new start. The process never ends ...past voices echo, new voices speak, and clean sheets of paper call out." Mary Ann Beckwith



HOLIDAY INN EXPRESS Artfull-Albany in April 2013

By Rob Robinson & Stephanie Low

Holiday Inn Express in Albany, Oregon will be Convention Headquarters for the WSO Spring Convention April 5-7, 2013. Conveniently located just east of Interstate 5 at Exit #234, follow the road signs to Linn County Fair/Expo Center. Registration, Hospitality, Vendors Exhibit, Meet & Greet, Break-out sessions, Juror's Critiques, Membership Meeting and the Juror's lecture and demonstration will all happen at Convention Headquarters.

Comfort Suites is the sister hotel that is located only steps away from Holiday Inn Express. Both hotels are owned by the same person and have the same manager. Amenities shared

MARY ANN BECKWITH WORKSHOP REGISTRATION FORM



WATERCOLOR
SOCIETY OF
OREGON

Please sign me up for the 5-day Mary Ann Beckwith Workshop April 8-12, 2013. Enclosed is my check to WSO for ☐ \$375 for current members and subscribers, Or ☐ \$400 for a new subscriber (includes \$25 subscriber fee).

NAME _____

ADDRESS _____

CITY _____ STATE _____ ZIP _____

PHONE _____ ☐ WSO Member ☐ WSO Subscriber

EMAIL _____

There are 25 spaces available for this workshop. Current members will have priority for reservations postmarked by January 15, 2013.

Lunches for the five days will be provided as part of the Registration Fee.

Mail to: Rob Robinson, 6395 Chapman Ct. SW, Albany, OR, 97321



The Holiday Inn Express will be Convention Headquarters for the WSO Spring Convention

by both hotels include 100% smoke free rooms, disabled access rooms, an elevator, heated indoor pool, exercise room, free hot breakfast, free wireless, are pet-friendly, and offer high speed internet access and free local phone calls. Comfort Suites has 86 units whereas Holiday Inn Express has 71 units.

Cascade Grill and Lounge is located between the two hotels. The restaurant offers a wide array of tasty dishes and is open from 11:30 a.m. to 9 p.m. The lounge offers happy hour specials from 3 p.m. to 6 p.m. daily and is open until 10 p.m.

Nearby are the Linn County Fairgrounds and Exposition Center, Timber-Linn Park, the Oregon State University Linn County Master Gardeners Demonstration Garden (aka Demo Garden) and the Albany Municipal Airport. All beckon the visiting artists to explore and find painting opportunities. Historic downtown Albany is a mere 3 miles from the hotels - just a hop, skip and a jump to the Historic Carousel, the Monteith House, City Hall where the juried exhibition will reside, and inviting restaurants to sample tasty morsels.

Both the Holiday Inn Express and Comfort Suites offer the economical price of \$94 (plus taxes and fees) per night for a non-smoking King or Double Queen room, provided that reservations are made by **February 20, 2013**. Call the specific hotel where you want your reservations (*don't use the toll free numbers.*) Be sure to mention the word "**water-color**" to bring up the \$94 special on their computer reservation system.

Holiday Inn Express: 541-928-8820

Comfort Suites: 541-928-2053

Other local lodging options that are within 2 miles of Convention Headquarters:

Phoenix Inn & Suites
(93 units) 541-926-5696
(toll free: 1-888-889-0208)

<http://www.phoenixinn.com/albany/>

Best Western Plus - Prairie Inn
(73 units) 541-928-5050

<http://bestwesternoregon.com/hotels/best-western-plus-prairie-inn>

Econo Lodge
(75 units) 541-926-0170

<http://www.econolodge.com/hotel-albany-oregon-OR158>

Camping/RV:

Blue Ox RV Park
(1.5 mi. from convention)
541-926-2886
(toll free: 1-800-336-2881)

<http://theblueoxrvpark.com/>

Albany/Corvallis KOA
(8 miles from convention)

Toll free phone: 1-800-562-8526

<Http://koa.com/campgrounds/albany/>



FALL 2013 CONVENTION

By Victoria Tierney

"Painting with Abandon!" is the theme for the Fall 2013 WSO Convention, which will take place on Oregon's South Coast at **Bandon-By-The-Sea**. Plan to come to Bandon on the weekend of October 4, 5, & 6, 2013, and stay for the Connie Adam's workshop, from Monday October 7 through Friday October 11th. Connie is reputed to be an amazing teacher, so sign up early.

Victoria Tierney has agreed to be the Bandon liaison, working with Sharon Jensen and Linda Nye of Portland. Lynda Hoffmann-Snodgrass will be in charge

of the workshop taught by our juror Connie J. Adams of Maui, Hawaii. Connie promises to be a real treat; she

not only does fabulous water-colors (*flower painters - this is your chance!*) but her collages and experimental works are very exciting. Lynda is working with her to make sure we'll get to learn the best she has to offer. Check out her website: www.conniejadams.com.



Connie J Adams will jury the fall show



LOOKING AHEAD

Upcoming WSO Conventions

Spring 2013: Albany

Juror: Mary Ann Beckwith

www.maryannbeckwith.com

Convention: April 5-7

Workshop: April 8-12

Convention Chairs:

Rob Robinson

Stephanie Low

Fall 2013: Bandon

Juror: Connie Adams

www.conniejadams.com

Convention: October 4-6

Workshop: October 7-11

*Convention Chairs: Sharon Jensen,
Victoria Tierney and Linda Nye*

Spring 2014: Hillsboro

Juror: Robert Burridge

www.robertburridge.com

Convention: April 4-6

Workshop: April 7-11

Convention Chairs:

John Mohney

Liz Walker

Kay Gifford

Fall 2014: Medford

Juror: Linda Baker

www.lindabaker.biz

Convention: October 3-5

Workshop: October 6-10

Convention Chair: Lynda Hagan

Spring 2015: Open

Juror: Gale Webb

[www.galewebb@aol.com](mailto:galewebb@aol.com)

Convention: April 10-12

Workshop: April 13-16

Convention Chair: Open

Fall 2015: Pendleton

Juror: Ratinda Das

Convention: October 2-4

Workshop: October 5-9

Convention Chair: Hyon Fielding

*If you would like to help Chair a WSO
Convention in your community Please
contact Deanna St. Martin:
deannastmartin@gmail.com*

Western Federation of Watercolor Societies

2013

Host: Southwestern Watercolor
Society

Location: Dallas, Texas

2014

Host: Arizona Watercolor Association

Location: Phoenix, Arizona

2015

Host: West Texas Watercolor Society

Location: Lubbock, Texas

2016

Host: Colorado Watercolor Society

Location: Denver, Colorado

2017

Host: Watercolor Society of Oregon

Location: Oregon



GET READY FOR A GREAT SHOW! WFWS AND WSO!



By Ruth Armitage

There is probably
time to get your
entry in for the
2013 Western
Federation of Water-
color Societies

Exhibition! Entries are due to me by
December 7, 2012. Look for the
brown prospectus in your August
Watermark packet, or find it online
at: <http://www.watercolorsofcolorado.org/calls.html>

Please be sure to read all the
requirements carefully! If you have
questions, you may email me. Better
safe than sorry!

Our juror this year will be Mark
Mehaffey. Mark is a signature
member of the National Watercolor
Society, the American Watercolor
Society, DF, Transparent Watercolor
Society of America, Watercolor West
and the Louisiana Watercolor
Society.

His work has won major awards
in juried exhibitions across the
country and appeared in many
publications, including *The Best of
Watercolor*, *Splash 5 - the Glory of Color*,
Splash 10 - Passionate Brush Strokes,
Splash 11, and more.

(continued on next page)



Emerald Spring Exhibition 2013

CALL TO ARTISTS

Over \$6,000 in Awards!

Paintings only, no photos, no collages.
\$35 entry fee for 1 or 2 images. \$10 for
each additional. **Postmark deadline
March 4.** 35% commission on sales.
Show dates: May 1-31, 2013.

For prospectus send SASE to:

Emerald Art Center
Emerald Spring Exhibition 2013
500 Main St, Springfield, OR 97477
or download at:
www.emeraldartcenter.org



Muse Art and Design



**FEATURING
EXCEPTIONAL
PRODUCTS MADE
IN THE USA!**

Daniel Smith
M. Graham
Rublev paints
Trekell brushes
the Orbital Easel

*Thank you for
supporting
independent,
Oregon-owned
businesses!*

in Portland:
4220 SE Hawthorne Blvd
www.museartanddesign.com
503.231.8704

The exhibition will be held in Irving, Texas hosted by the Southwestern Watercolor Society. If you are planning a trip to the south-west, this should be on your itinerary! It would be wonderful to have more WSO members come to the opening. The show runs June 1 - July 7, 2013. For more information about attending or entering, contact me!

At the Welches convention, I gathered a group of enthusiastic volunteers for the first committee meeting to organize our big show for WFWS in 2017. We have five short years to pull it all together.

Our group made several key decisions at this meeting:

We want to host both the WSO and the WFWS exhibition concurrently in 2017, in either the same venue or venues near each other.

1. We want to give the WFWS delegates a sample of our convention weekends to really showcase our organization.

2. We want our venue to be close to a major airport for ease of transporting out of state guests.

3. Committee Chairs stepped forward for all but a few committees.

4. We will need to do some fund-raising to cover costs of the WFWS exhibition.

5. Committee members selected a juror to recommend for approval by the board. As soon as we have a contract we will announce our juror!

I am getting excited to work on this enormous project and to represent our amazing organization again at this year's WFWS Convention. If you'd like to volunteer to serve on a committee, please let me know.



KUDOS



By Sarah Bouwsma
WSO artists selected for the 2012 XLIV Annual Watercolor West Exhibition include **Kris Preslan**

with her painting "Cars I'll Never Own #10," **Leslie Cheney Parr** with "Mt. Hood Meadows 2," and **Kim Smith** with "Golden Hills and the Coming Storm." Kim Smith's painting received an award from juror Karen Frey. The exhibition will run through mid-December in Brea, California at the Brea Gallery.

Sally Bills Bailey's painting, "Red Rock Country" was accepted in the National Watercolor Society's 92nd Annual Exhibition, which opened Sept. 29 in the NWS Gallery in San Pedro, CA. Also, her watercolor painting, "Windblown" was awarded 1st Place and Best of Show in the Leisure World, Mesa, AZ, Art Show and competition. The juror was noted Scottsdale artist and gallery owner Tom Haas. In more great news for Sally, her watercolor "Slot Canyon" won 1st Place in the Arizona Art Alliance spring show at the AAA Talking Stick Gallery in Scottsdale, AZ.

Blenda Tyvoll had an article featuring her paintings, studio and garden in the June, July, and August 2012 Edition of Better Homes and Garden's "Country Gardens Magazine." Blenda said she learned about this opportunity because of someone she met through her Etsy Shop. You can find a link to the article on Blenda's blog, <http://www.blendastudio.com/press/>.

WSO member **Joneile Emery** had a painting accepted into the Eugene Mayor's Art Show. Jurors selected a wide variety of artwork celebrating Lane County artists. The show was at Jacobs Gallery in Eugene.

Sandra Pearce's work was exhibited at Walters Cultural Art Center Gallery. Her 28 pieces included

(continued on next page)

Three Cheers for Sally Bailey!



"Red Rock Country" was accepted in the National Watercolor Society's 92nd Annual Exhibition.



"Windblown" - awarded 1st Place and Best of Show in the Leisure World, Mesa, AZ, Art Show



"Slot Canyon" - won 1st Place in the Arizona Art Alliance

Experience the Excellence of Hand-Crafted Colors

Handmade with the most beautiful pigments available and a touch of natural honey to keep your colors smooth flowing and moist.

M. GRAHAM & Co
West Linn, Oregon
www.mgraham.com



Leslie Cheney Parr's "Interchange 2A" was accepted into the California Watercolor Association's 43rd National Exhibition.



Geoff McCormack's "Black Hole" was also accepted into CWA's 43rd National Exhibition.

Katherine Decker's painting "Young Man of Mumbia in Wedding Attire" got 2nd Place in the Keizer Art Association's Member Show



The Art of Katheryn Davis by Leroy Krzycki



11x8-1/2 • 248 pages • full-color
• color hardcover binding

- 250 Paintings & Sketches.
- Supporting Photos & Text.
- Katheryn's comments on painting & teaching.

TO ORDER YOUR COPY

\$99.99 + \$6.50 s/h = (\$106.49) to:
Quiet Waters Publishing
89190 Sherwood Island Road
Florence, Oregon 97439
(541) 997-8940 (after 6 pm)
e-mail: leroykrzycki@q.com

Shipping & Handling (Continental U.S.):
\$6.50 per copy x # of copies.
Shipment is by USPS Media Mail

• **Credit Card Order:** Go to Katheryn's website: www.katheryndavis.com and use the PayPal buttons on the Order Form. A PayPal account is not required to use your Credit Card.

landscapes, cityscapes, waterscapes and interiors, many of which featured figures, backlight and/or reflections. The WCAC Gallery show in Hillsboro ran from August 7 through September 25, 2012. Sandra also won "Outstanding Watercolor" for her painting "Spring in Portland, Oregon" in the August 2012 BoldBrush Painting Contest at [FASO.com](http://faso.com). **BoldBrush** is an online art competition that helps art lovers find and connect with great artists. See the winning paintings at <http://faso.com/boldbrush/winners/88>.

Liz Walker's self-published book, "Lap of Luxury: Selected Paintings 2000-2012" is now available from www.blurb.com. She designed, wrote, and compiled the images in this full color, 154 page book which features 179 images of her artwork. View the first 15 pages on her website at lizwalkerart.com/.

Leslie Cheney Parr's painting "Interchange 2A," Sally Bills Bailey's "Golden Hills," and Geoff McCormack's "Black Hole" were all accepted into the California Watercolor Association's 43rd National Exhibition. The show will

be in Pleasanton, CA and runs from January 17, 2013 to February 16, 2013. The Juror is Mike Bailey.

Accepted in the 2012 NWWS Waterworks Annual Member's Exhibition were Liz Walker, Diana Nadal, Denny Snyder, Hal Wright, Sarah Bouwsma, Airi Foote, Kris Preslan, Margaret Godfrey and Winnie Givot. The juror was Stan Miller. This exhibit can be seen October 23 to November 28, 2012 at the Kaewyn Gallery in Bothell, WA.

At the Salem Art Association Annual meeting in October, Gerry Hart was presented with a Lifetime Achievement Award. The first time this award has been presented, Gerry was honored for her 35 years serving as an SAA Gallery Guide and also for her 20 years as Committee Chair for SAA's Permanent Art Collection. They recently changed Gerry's title to Collection Curator. Gerry also served on the SAA Board of Directors for 12 years and was Art Fair Coordinator for two years.

In August, the Keizer Art Association had its Members Show juried by Marilyn Krug. WSO members accepted in the show were

*Three of the "Twelve Master Painters" in the gallery in the chapel
at First Presbyterian Church in downtown Portland*



Blenda Tyvol's "Poe's Tree 5"



Sarah Bowsman's painting
"Oregon Redwoods"



Chris Stubb's painting
"Captured By the Light"

Kathy Haney, Katherine Decker, Diane Lay, Gerry Hart and Pat Matthews. Katherine Decker was awarded 2nd Place for her painting "Young Man of Mumbia in Wedding Attire." Also in August, the Independence Gallery exhibit included works by **Nancy Eng, Marilyn Krug, Christin Smith, and Doyle Leek.**

"Paint-the-Town," sponsored by Artists-in-Action, was held from June through September. In this event, artists painted en plein air at several locations in and around Salem. This resulted in a juried group show in October at Elsinore Gallery. WSO artists exhibiting were **Kathy Haney, Barbara Folawn, Robin Humelbaugh, and Marilyn Krug.** Barbara received an Honorable Mention for "On the Road to Illahe Vineyards," Robin received an Art Dept. Award for "Early Moon," and Marilyn won 2nd Place for "Baskett Slough - South View" and 3rd Place for "National Refuge - North Exit."

LaVonne Tarbox Crone had an eight page spread about her and her artwork in the October, 2012 issue of *Watercolor Artist Magazine*! Titled "Never Say Never," the article explains how she "never gives up" on a painting. LaVonne's painting process was described, including her technique of creative destruction and

invention. This is a very inspiring article.

The local artists turned out in force for the annual Westminster Presbyterian Church, Festival of Fine Arts Exhibit and Sale, titled "Creativity: A Gift of the Creator," held the 2nd weekend in October. WSO artists participating were: **Lois Bledsoe, Kathryn Decker, Sharon Diebel, Kathy Haney, Gerry Hart, Linda Lowry and Shirley Mannocci.** Also in October, **Nancy Eng** was guest artist at Lunaria Gallery in Silverton.

Exhibitions coming up

"Cascades to Coast"

Doreen Lindstedt is having a solo show titled *Cascades to Coast*, which includes 35 of her paintings. It will be at the Tillamook County Pioneer Museum, at 2106 Second Street in Tillamook. The show will be up from December 12, 2012 to February 24, 2013. The opening reception is Saturday, January 5th from 2:00 to 4:00 p.m.

"Twelve Award Winning Water Media Masters"

The gallery in the chapel at first Presbyterian Church in downtown Portland is pleased to announce an exhibit of twelve master painters from WSO. The Show will include

some of the best examples of figurative, still life, abstract and landscape painting in a wide range of interpretations. The show will be up from January 27 to March 24, 2013.

Geoffrey Mc Cormack, Ruth Armitage, Susan Spears, Chris Stubbs, Gene Gill, Sarah Bouwsma, Chris Keylock Williams, Myrna Anderson, Blenda Tyvoll, Lynda Hoffman-Snodgrass, Maud Durland, and Kathleen Buck will be included in the show.

"The Figure in the Abstract"

Also at first Presbyterian Church in downtown Portland, Harold Walkup will be showing his work in a solo show. The exhibit runs Dec. 2nd through Jan 20th. He will have approximately 35 paintings in both watercolor and acrylic.

Opening: January 27, 2013 at 12:00 noon

First Thursday: March 7, 2013, 5-8 p.m.

Gallery hours: Tuesday - Friday, 9 a.m. to 4 p.m. Sunday, 9 a.m. to 1 p.m.

Park in the underground lot and have ticket validated in the office.

Please send me news of your art related accomplishments. The Kudos column is a good way to hear what our members are up to!

Sarah Bouwsma,

Pacific NorthWest ART SCHOOL

On Beautiful Whidbey Island

2013

DEON MATZEN
Color Theory for All Mediums
Mar 18-22

ERIC WIEGARDT
Secret of Painting Loosely
Apr 15-19

STAN MILLER
Portrait and Landscape • Jun 24-28

DON GETZ
Watercolor Journaling • Jul 8-10

KAREN KNUTSON
Starting Traditionally, Moving to Abstraction • Jul 15-18

JANE DAVIES
Abstract Painting • Jul 22-25

GEORGIA MANSUR
Creativity/Mixed Media • Aug 12-16
Plein Air Painting • Aug 26-30

JUDI BETTS
Creative Expression • Aug 19-23

LINDA DOLL
Seeing the Light • Aug 26-29

LIAN ZHEN
Joy of Chinese Painting • Sep 9-10
Exciting New W/C Techniques
Sep 11-13

www.PacificNorthWestArtSchool.org

15 NW Birch St • Coupeville WA 98239

866.678.3396

WATERCOLOR WORKSHOPS

Judy Morris

"Better Watercolors from Start to Finish"

November 13-16, 2012

Learn how to improve your paintings with better design, polished techniques, outstanding color chords and proven methods that will bring each painting to an effective finish. Judy Morris is an expert at guiding every artist through the painting process to success.

Eric Wiegardt

"Secrets of Painting Loose"

January 22-25, 2013

Eric will share techniques and a philosophy of design that will encourage bold, loose paintings. This workshop is for all levels of expertise who wish to loosen up in watercolor.

Geoffrey McCormack

"A Lifetime of Techniques"

February 11-14, 2013

To create fresh exciting paintings, explore studio practices & techniques learned over 45 years as a professional artist. The goal of this fun, lively workshop is to teach new techniques and materials that allow you to clearly express your visions and ideas.

Full Descriptions of Workshops at:

www.EmeraldArtCenter.org



(541) 726-8595

500 Main Street, Springfield, Oregon

ERIC WIEGARDT
AWS-DF, NWS
Visual Pleasure for Generations

AWS 2012 Gold Medal of Honor



School of Painting

Order On-Line

www.ericwiegardt.com

Eric Wiegardt's New DVDs!



Introducing Six New DVDs

Painting Loosely from Photographs:

1. Connecting Shapes
2. Color Mixing
3. Color in Shadows
4. Landscape Theory
5. Outside Edge Shapes
6. Area of Dominance

Specials Every Month on

www.ericwiegardt.com:

Watercolor Free and Easy Book & more DVDs

Essential Design Art Kit

Includes workbook & all materials.

**Eric's New Signature Brushes
Art Supplies**

Watercolor Workshops

November 2012 - March 2013

- November 7-9, Ocean Park, WA
- November 13-16, Kirkland, WA
- December 3-7, Scottsdale, AZ
- January 22-25, Springfield, OR
- February 11-15, Scottsdale, AZ
- February 25-March 1, Palm Desert, CA
- March 16-23, Myrtle Beach, SC

For more information on

Educational Materials and

2012-13 School of Painting Workshop schedule:

www.ericwiegardt.com or call 360.665.5976

email: watercolors@ericwiegardt.com

*Watermedia classes
offered by local artists*



■ **Chris Keylock Williams**
Watercolor

■ **Liz Walker**
Acrylic Techniques & Projects

■ **Linda Rothchild Ollis**
Transparent Acrylics

■ **Emma Achleithner**
Traditional Watercolor Classes

See our website for details

www.villagegalleryarts.org

12505 NW Cornell Road (next to the Cedar Mill Library) • Portland, Oregon 97229

503-644-8001

"Where Artists Become Better Artists!"



Workshops are
filling fast!
Call Today!

Alvaro Castagnet **Judy Morris**
Mary Whyte **Nicholas Simmons**
Kim English **Robert Burrige**
Thomas Schaller **Birgit O'Connor**
Richard McKinley **David Taylor**
Sherrie McGraw **Charles Reid**
Karlyn Holman

Request Your **FREE Full-Color Brochure**

503-930-4572

www.artinthemountains.com
info@artinthemountains.com