



CHRIS VAN WINKLE ...JUROR AND WORKSHOP INSTRUCTOR



By Connie Athman and Steve Ludeman

Chris Van Winkle is a California artist with roots in Canada. His art studies include Ontario College of Art, Toronto; Citrus College, Glendora, CA; and the Art Center College of Design, Los Angeles, CA. He has studied with Robert Hallett, Robert E. Wood, Frank Webb, Henry Fukuhara and the legendary Milford Zornes. For the past thirty years, Chris has been teaching watercolor at Citrus College. He has conducted workshops and has led painting trips to Spain, Holland, Britain, Ireland, Middle Europe, Russia and Canada. He is an award winning artist in both the National Watercolor Society (NWS) and Watercolor West. Chris has served as president of NWS for three years. He was selected as one of the "top twenty" art instructors by Watercolor Magazine.

Chris' philosophy: "All art is abstract. The minute we use line, we are abstracting. Some art is more realistic, some more non-objective, but all art must

See *Juror* - page 19

Resort at the Mountain Welches in October 2012 ART WITH ALTITUDE!

By Beth Verheyden and Steve Ludeman

Now is the time to plan your visit to the Villages of Mount Hood, centered in Welches, for the WSO Fall Convention. Chris Van Winkle, award winning artist and past-president of the *National Watercolor Society*, is our featured Juror and Workshop Instructor. Mark your calendars for October 5, 6 and 7 to bring your family and friends, and enjoy the scenic beauty and recreational opportunities near Oregon's iconic Mount Hood!



Beth Verheyden and Connie Athman

Convention Co-Chairs Beth Verheyden (*Boring*) and Connie Athman (*Sandy*) are busy with their Show Committee planning an inspirational, educational and fun weekend.

The Resort at the Mountain in Welches will be the center of this Convention with activities taking place in various locations between Welches and Timberline Lodge - the area known locally as "Hoodland."

Friday, October 5 Events:

- Registration begins Friday afternoon at The Resort at the Mountain.

The Resort at the Mountain

See *Welches* - page 18



Watermark

Watermark is the newsletter of the Watercolor Society of Oregon and is published quarterly in February, May, August, and November.

WSO PRESIDENT:

Mary Coppett

NEWSLETTER EDITOR:

Send articles and images that are of general interest to the WSO membership to the editor via email and file attachments. The due date for the August issue of Watermark is July 15, 2012.

Sarah Bouwsma

NEWSLETTER DESIGN & ADVERTISING:

Send advertisements and payment to:

GRAPHICUS

Attn: Paul Bourgault

ROSTER CHANGES:

Jayne Ferlitsch

NEW MEMBER INFORMATION:

LaVonne Tarbox-Crone

Enclosed with this issue:

1. The Spring 2012 Exhibition Catalog
2. Roster Changes - 8.5" x 11" insert
3. Prospectus for the Fall Show

Please contact Jayne Ferlitsch for any missing items.



Visit the WSO web site...

www.WatercolorSocietyofOregon.com

Join the WSO Yahoo Group!

Send an email to

WCSocietyofOregon-subscribe@YahooGroups.com

Say "please add me to group" and include your full name and whether you're an active or subscriber member.

THE PRESIDENT'S MESSAGE

Greetings to all WSO Members. The experiment of a one-day convention was well received. I am grateful for the positive comments from the membership.

WSO can be very proud of our Chair, Jennie Chen, who fulfilled her responsibilities above and beyond what is normally required. She has

my heartfelt gratitude for all that she accomplished. My thanks goes out to all of the exceptional volunteers who worked so hard to make the Spring Convention a success. As all of you who attended know, it was jam-packed with new ideas and inspiration. As to attendance, we had 168 registered members and 34 guests. There were 27 New Members in attendance.

I am looking forward to our Fall Convention in Welches. We have a wonderful committee headed by the very capable Beth Verheyden and Connie Athman. At that time I will be handing over the gavel to Margaret Godfrey, who will be the next President.

Come to Welches and enjoy what they have in store for WSO. I hope to see you then.

Mary Coppett



Mary Coppett

IN THIS ISSUE

President's Message	2	Member Profile, John Maslen	21
Board Action	3	Kudos	22-23
"Near Disaster" (on image submission)	4	Logo Sales Report	24
Report for Western Federation	5	Video Rental Report	27
New A/V System	4	Education Council Report	24-27
Recap of 2012 Spring Show, Portland		Bev Jozwiak Workshop	24
One Fine Day	6 through 15	Workshop in Brownsville	25
Carla O'Connor Lecture	7	Etsy Workshop	25
New Member Show	11	Carol Carter Workshop	26
Artists Reception	12-14	Kathleen Conover Workshop	26-27
Yahoo! We Did It!	15	Workshops Ads	27-28
Carla O'Connor Workshop	16		
Merit Awards	14		
Exhibition Schedule	15		
Looking Ahead	17		
2012 Fall Convention, Welches			
Art with Altitude	1 and 17-19		
Juror, Chris Van Winkle	1 and 19		
Chris Van Winkle Workshop	19-20		

Photo Credits - Watermark wishes to thank the following for sending in pictures from the convention: Jennie Chen, Annie Fulkerson, Sue Chase, Helen Brown, Jean Ludeman, Liz Walker, Jayne Ferlitsch, Ruth Armitage, Mary Burgess, Lynn Powers, Carrie Holst, Diana Nadal and Margaret Godfrey.

BOARD ACTION REPORT

By Gina Locke

Mary Coppett called the WSO Board Meeting to order on Friday, April 13, 2012.



Financial Business:

Treasurer Dianne Lay reported total assets of \$84,043.64 as of 3/31/12. Our profit and loss from January - March 2012: Total Income, \$8,234.37; Total Expenses, \$11,838.29; Net Income, -\$3,603.92

Nomination Committee:

We have a new Travel Show Chair: Ed Labadie has graciously agreed to take on the responsibility. Also, Tara Choate will take on the Image Coordinator position. She is taking over the website for Rob Robinson, as well. Lavonne Tarbox-Crone is being replaced by Diane Pinney.

Public Relations Council:

We have a contract signed with Gale Webb for the 2015 Spring Convention.

Convention Council:

We have a new AV System. It was voted and passed that we restrict the use of the AV system to Menucha and Conventions. It was also voted and passed that we create an AV coordinator position and only the WSO Member(s) who are trained in this AV equipment will be able to use it.

Awards Council:

Cash value of business donor awards received: \$1,715

Cash value of non-business donor awards received: \$1,035

100 Club Contribution: \$1,325

Total donations: \$4,375

Hanging fees carried over to fall convention: \$500

Awards for WSO started out with fewer donations from national sponsors this time, but with a bit of extra cajoling from Jennie O'Connor, donations from members helped to bring the balance up to our goal.



Paul Bourgault

President Mary Coppett presides over the WSO Board Meeting held at OSA on Friday evening before the convention

Jennie is doing an excellent job of thanking our award donors. If you receive an award, please don't forget to write a thank-you to the award donors.

Western Federation of Watercolor Societies:

Two of our artists, Mike Hill and

Margaret Godfrey, won awards in the Western Federation show, juried by Gerald Brommer. Mike's award was one of the top eight awards. *Way to go, WSO!*



BLICK®

For all your art supply needs, pick Blick.

PORTLAND | 1115 NW GLISAN ST. | 503-223-3724

30% OFF

ONE NON-SALE, IN STOCK ITEM
VALID 5/1/12 TO 7/31/12

Blick Art Materials, Retail Inc., coupon must be surrendered at time of purchase; no copies will be honored. Limit one coupon per day. Valid only on non-sale, in-stock items. Not valid with any other discounts or promotions, phone/mail/internet orders, Custom Framing/Printing orders, and purchases of gift cards.

BLICK
art materials

A NEAR DISASTER

By Joneile Emery

One day before the WSO Spring show, I got the call no one wants to hear: ***"Your picture does not match the image you sent to us."*** After asking a few questions, it was clear that the problem was the mat. When I was juried into the show I was trying to be so careful to mat my painting true to the dimensions I gave on my submission letter. Wanting so badly to do this right, (*I was a new member this time last year!*) I neglected to take into account how my painting was cropped in the digital image I sent in.



Joneile's self portrait got the 4th Place Award at the Spring Exhibition

I rushed up to Portland early to see if I could fix this problem. Sure enough, the bottom of my mat was 2 1/2 inches lower than the image I sent! This did change the look of the painting and actually affected the composition of the piece. The digital image is the only orientation the juror has to my art. Many jurors will disqualify a painting for this discrepancy. Being precise protects us from that very unhappy outcome. Thankfully, I was able to re-mat my painting early in the morning. (Deanna St. Martin was very helpful and demonstrated to me that our WSO Board is really for us artists!) In the end my painting went into the show and I actually won a prize! Here are some things I will do differently in the future to ensure I never have to hear those dreaded words again!

- I will look at my digital image and measure the edges based on how it looks in my submission picture. These are the dimensions I will write on my submission form.
- I will keep a copy of my submission image in a file in case I am accepted in the show. That way I can refer to it visually when I take it to be matted.
- I will be extra careful to see that no elements visible in the digital image I sent will be covered or more exposed in the matted and framed painting.

NEW A-V SYSTEM

By Linda Nye

Thanks to the diligence of WSO Member Tim Goss, seven people were trained to use our wonderful new Sony camera, projector and screen. The equipment made watching Carla O'Connor's painting demonstration a very positive experience for even the people in back of the assembly. After the short training session on Friday, Mark Finlayson, the new WSO A-V Coordinator, did a super job of making the camera supply our needs. He informed us that he will work the small glitch out.



Carrie Holst

Mark Finlayson, the new WSO A-V Coordinator

Thank you to the trainees: Jim Williams, Rick Moulton, Larry Nye, Diane York and Mark Finlayson.

And... a huge thank you to Tim Goss for procuring a system which works well. Thank you to Mark Finlayson for taking the newly created job of A-V Coordinator. He is also storing the equipment at his house.

The A-V system will be used only at Conventions and Menucha. In order to use this equipment one must be trained to use it.



YOUR PURCHASES SUPPORT
UO STUDENTS, FACULTY & STAFF.

Creative Duck

Local. Independent.

*Oregon's largest
art supply store
south of Portland.*

**OPEN
DAILY**

895 E. 13th Ave
Eugene, OR 97403
541.346.4331



UODuckStore.com
Facebook.com/CreativeDuck

REPORT FOR WESTERN FEDERATION OF WATERCOLOR SOCIETIES



By Ruth Armitage

This year's WFWS Exhibition, juried by Gerald Brommer, was held April 12-15, the same weekend as our Spring Convention. The

Nevada Watercolor Society hosted the event at the Hyatt Place and the UNLV Campus in Las Vegas.

I was pleased to accept cash awards for two of our artists: **Margaret Godfrey**, who won the *Mary Betts Baeppler Award of \$300*, and **Mike Hill**, who received the *Mary Jane Hoag Memorial Award of \$500*. I spoke to Ed Hoag, who donated the award in honor of his late wife, and he told me that Mike's painting was exactly what she would have chosen if she could have seen the show. **Dyanne Locati** entered under the umbrella of the Arizona Watercolor Association and

also received the *Award of Excellence*. Congratulations to these hard-working and talented artists!

WSO had several artists in attendance: Sarah Bouwsma, Leslie Cheney-Parr, Dyanne Locati and Charlotte Peterson all made the trek to see the exhibit. It was fun to be able to show off our talented and personable group! Artists who entered have received catalogs for this exciting show. We will have some catalogs available for sale at the logo items table at the Fall Convention.

Due to an unplanned venue change, the show was hung salon style. UNLV's curator was impressed with the overall quality of the show, and the opening saw several paintings with sold dots! Delegates were given plenty of free time to explore Las Vegas. We particularly enjoyed the Monet exhibit and the sculpture exhibit at the Bellagio.

Artists enjoyed a demonstration by NVWS member Charlotte Huntley on Friday afternoon. The morning's



Mary and John Salminen and our delegate Ruth Armitage

delegate meeting went well, with plans reviewed for next year's exhibit by the Southwestern Watercolor Society in Dallas, Texas. Their juror will be perennial favorite Mark Mehaffey. We also spent some time revising the bylaws so that entry requirements would be clearer. The Texas Watercolor Society in San Antonio expressed interest in joining the Federation and was invited to do so, pending approval by their membership.

The societies meeting on Saturday morning focused on expanding our pool of possible jurors by networking among other groups in the Federation to share 'rising stars' on the national level.

Our members spent quite a bit of time discussing possibilities for the show when it comes to Oregon, including possible jurors and locations. If you would like to get involved in planning the show for 2017, it's not too early to volunteer! Email to express your interest.



The WSO contingent L to R: Dyanne Locati, Leslie Cheney Parr, Sarah Bouwsma, Charlotte Peterson, Jayne Ferlitsch and Ruth Armitage



Delegates from all 11 watercolor societies

WSO fared quite well in the stats...

WFWS37-NVWS	2012	Las Vegas, Nevada			
		Number of	Number of	Number of	Percent of
Society Initials/ (City or State)	Entry Fees	Entries	Artists	Accepted Artists	Accepted Artwork
AWA (Phoenix)	\$2,075.00	129	57	12	9.30%
CWS (Colorado)	\$1,900.00	120	52	7	5.84%
IWS (Idaho)	\$905.00	51	26	5	9.80%
NMWS (Albuquerque)	\$1,700.00	110	48	10	10.00%
NVWS (Las Vegas)	\$920.00	52	28	5	9.64%
SAWG (Tucson)	\$1,115.00	63	32	9	14.29%
SDWS (San Diego)	\$2,290.00	133	65	19	14.29%
SWS (Dallas)	\$2,580.00	171	69	12	7.02%
UWS (Salt Lake City)	\$1,735.00	113	49	10	9.70%
WSO (Oregon)	\$1,455.00	86	41	8	9.30%
WTWS (Lubbock)	\$430.00	26	12	3	11.40%



The exhibition was hung "salon Style" due to an unplanned change in venues

"One Fine Day"

...in Portland on April 14, 2012

WSO Spring Convention & Exhibition Wrap-Up



Convention Chair Jennie Chen

By Liz Walker

Jennie Chen, assisted by scores of local WSO Committee members, went above and beyond to provide us with a wonderful Spring Convention in Portland. We were fortunate to welcome internationally respected watercolor artist/Juror Carla O'Connor.

This most "unconventional" Convention - the first time we've attempted to do it all in one day, rather than over a full weekend, was well attended. Foregoing the expense of a hotel, several out-of-town Members enjoyed an overnight

stay at the homes of local WSO Members.

The day's lecture, demos and break-out sessions were held at the First Presbyterian Church in downtown Portland.

Morning Activities

Registration started bright and early on Saturday morning at the church Narthex, where Registration Committee members Carol Winchester, Mikie Doolittle, Deborah Marble, and Colleen Humphrey were on hand to greet us.

President Mary Coppett welcomed Convention attendees, made Board announcements and introduced a presentation about the Fall Convention to be held in Welches the first weekend in October.

LaVonne Tarbox-Crone welcomed several dozen of our 59 New Members, who each brought in one of their paintings to show us. The paintings were hung in the nearby Chapel for the entire day so that we could all enjoy the New Members' artwork.

VENDOR SHOW

By Barb Sulek

All four vendors -- Art Muse and Design, Dick Blick, Creative Catalyst and Right Angle said they appreciated the opportunity to meet our Membership. Additionally, after the event, Art Muse and Design held a drawing for a set of Prismacolor Watercolor Pencils. And the winner was ...Yvonne Knoll.

Congratulations, Yvonne!



Paul Bourgault

Our own vendor extraordinaire, Sharon Rackham King had a surge of sales as WSO members and guests arrived for check-in and morning activities



Paul Bourgault

LaVonne welcomed new members as each brought up one of their paintings



Paul Bourgault

Members arrive at the First Presbyterian Church to register and check out the vendor displays



Paul Bourgault

Connie Athman and Beth Verheyden with their invitation to Welches for the Fall Conference



M. Graham offered 25% off on paints

Paul Bourgault



Jim Powers of Creative Catalyst offers a fine selection of DVDs for just \$20 each

Paul Bourgault

Carla O'Connor - Lecture Demonstration

Juror Carla O'Connor, from Gig Harbor, Washington, showed us the power of her "what if" approach to painting. Carla did a figure/portrait demonstration using watercolor and gouache on hot press paper that had been pre-treated with Daniel Smith Gold Gesso. This allowed her to lift color with ease and make use of the shiny underpainting. She enthralled the crowd for 90 minutes with her wisdom and sense of humor - all the while putting on layers of beautiful color and making the painting come alive.

After Carla's Lecture/Demo, many of us walked one block to 9th and Alder and found lunch at some of Portland's finest food carts, where the choices included Indian, Mexican, Thai, and BBQ.



Diana Nadal

First Presbyterian Church
...home base for the convention



Paul Bourgault

Linda Nye and Doyle Leek wait for their order of Thai food



Paul Bourgault

Members got a great view of Carla's demo on the new WSO AV equipment



Paul Bourgault

René Nelson and Sally Schwader go for the Mexican



Jennie Chen

Carla brought along a prop to insure she got proper recognition at points during her demo.



Linda Rothchild-Ollis shares a moment with Carol Winchester and Linda Nye in front of Carol's award winning painting: "Heron." Congratulations Carol on your award and the sale of your painting!

Susan Spears – Paint-out

WSO Member Sue Case was one of several participants who attended the Susan Spears Paint-Out. Sue describes her experience as follows:

“Eager painters, thrilled with the sunny day, met at Portland South Waterfront Park for the WSO Paint-Out. The painters’ enthusiasm was matched by Susan’s and we all agreed it was the perfect day for painting and being outdoors.

Susan generously shared hints for painting outside as well as her own six-color wheel and harmony wheel. She demonstrated her painting style and then each painter spent the afternoon capturing their personal impression of the river scene. The afternoon sped by with everyone happy with the painting and learning experience.

Susan emailed all the painters a copy of her finished painting the next week, so we could see the final results (*which made us all want to go back and paint another day.*)”

Susan Spears is the owner of “Eye on the Sky Outdoor Workshop.” She and her husband lead participants to different painting sites every Friday from April thru October. Susan revels in the chance to paint outdoors. “Only by painting en plein air can light and depth be achieved as it is,” says Susan.



Susan Spears has the perfect set-up for painting en plein air

Gene Gill – Photo Safari

Gene had a successful advertising career in Detroit, and eventually moved to Portland in the 1970’s. Gene’s muse is the City of Portland. He often walks around city blocks taking pictures of what inspires him and capturing moments that evoke emotion. On Saturday, he gave a short lecture in the classroom before leading members on a walking tour to several of his favorite photo sites. As Gene says, “A good photo can inspire a successful painting.”



Lori Baker



Anji Granger on the Photo Safari



Lori Baker took these two and lots more painting worthy shots on Gene Gill’s Photo Safari

Dianna Nadal

Lori Baker



Members enjoying the paint-out along the river

Sue Chase

Distillery Tour

For the non-artists, Jesse Walker (spouse of WSO member Liz Walker) led a tour (including a stop for lunch) of three distilleries: Stone Barn distillery, known for its whiskeys; New Deal Distillery which specializes in gin, and Clear Creek Distillery, world famous for its pear brandy.



Jesse Walker leads the Distillery Tour

Marguerite Bourgault

Afternoon/Evening Activities

Carla O'Connor Digital Image Critique

Juror Carla O'Connor provided a helpful and instructive Critique for 25 members who submitted images ahead of time. The room was packed with spectators who listened intently to Carla's various suggestions on how to improve a painting so that it catches a juror's attention.

Winnie Givot Watercolor Journaling

Participants in this hands-on workshop had been instructed ahead of time to make journals, created from two full sheets of 140 lb watercolor paper torn into 1/8 sheets, punched with holes and bound with ribbons. She uses an ultra fine sharpie, pencil and pens along with a travel palette and brushes.

Winnie showed how she sometimes begins journaling with a word or phrase. Blocks of words using her lovely calligraphy give her shapes that help her design a page. Winnie also might create a border or make a pattern that she can play with. She embellishes with drawings of things she sees around her, makes notes of a conversation, or writes someone's name... writing a word over and over creates a series of shapes or textures that can be painted or embellished once again. *"Keep adding paint and let the colors dance... anything goes."*

Winnie's art reflects that she is inspired by beauty wherever she sees it, whether in a face, a flower, a still life or landscape. Winnie Givot teaches weekly watercolor classes and watercolor journaling workshops in Portland, Philadelphia, and Sicily.

René Eisenbart Painted Surfaces: Watercolor on Cradled Wood Panels


René wanted to display her beautiful florals, figures and fish without using glass to avoid the glare...and the expense of the framing. She told us she has "canvas envy" and decided to research it and find out what she could do. She tried Ampersand's Aquaboard, Fredrix Watercolor Canvas, Yupo and others, before arriving at the idea of cradled wood panels, which she gets from American Easel. René explained that any of these other surfaces might be combined; there are no right or wrong answers. Her basic recipe for

(continued on next page)



Shelly Wierzba and Annie Fulkerson having fun in Winnie's Journaling Class

Annie Fulkerson



Good job Sally Schwader!

Annie Fulkerson



This one done by the master - Winnie

Annie Fulkerson

THE ELEVENTH ANNUAL McKenzie Art Festival ...and the McKenzie River Bi-Centennial



Saturday & Sunday
August 25 & 26 - 10 to 6

McKenzie Fire & Training Center
42870 McKenzie Hwy, Leaburg

Fine Art, Food, and Entertainment
in the Beautiful McKenzie Valley

WSO Members **Carol Fournier, Janet Biles**
and **Paul Bourgault** will present their work.
There's still space available for others join in.
Call Emerald Art Center for more information.

Presented by...



www.EmeraldArtCenter.org
541-726-8595



WSO members filled the room at the First Presbyterian Church for René's class

Helen Brown



Examples of René's work on the wood panels.



René demonstrates how to glue a small painting on to the panels

Helen Brown

an archival acrylic treatment is:

1. Treat the wood panel with two coats of GAC100 from Golden to protect your art from acids in the wood.
2. Spray the watercolor with several coats of MSA Archival Varnish with UVLS to completely lock in the pigment so it will not run. Allow to dry.
3. Brush watercolor with two coats of Top Coat with UVLS, finishing with a semi-gloss if desired.
4. Adhere the treated watercolor to the treated panel using Soft Gell (gloss) for a glue. You can also adhere blank watercolor paper to the panel and add your finish after painting. A member of the audience suggested adhering with Velcro dots which René thought might work, too, but she hadn't tried it.

Another finish option is Dorland's Wax. Because it contains no water

there's no need to fix it with spray varnish. Just rub on several layers.

René warned us of pitfalls and mistakes one can make in these processes. She was generous in her information and hopes that we'll benefit from her research and experimentation. Everyone who signed up for René's class received an 8" x 8" wooden cradle to take home and try!

Thanks so much, René!

See "Out of the Frame - Onto the Cradle," March 9, 2011.

<http://renesnews.blogspot.com>

For information about René's workshops, check her website at <http://www.rene-art.com>

"Paint it, Sell it" - Janet Livesay from SCORE

Janet Livesay spoke on behalf of SCORE, a nonprofit association and part of the U.S. Small Business Administration. Founded in 1964, SCORE is dedicated to educating entrepreneurs and helping small businesses start, grow, and succeed nationwide. They volunteer free counseling in all areas of managing and growing a business.

Approximately forty artists listened to Janet provide reasons for selling art, ways to keep track of sales and what the IRS expects from artists who make their art sales a business. She said picking the type of business, i.e. sole proprietorship, is critical. Janet touched on working artists' issues such as websites, portfolio albums, published albums, and selling artwork through galleries and representatives.

Information about the business aspects of selling art was invaluable. Janet did a good job of debunking myths, such as having to show a profit after three years of business. She also shared some very strict rules for what you do have to accomplish. Janet strongly suggested that to acquire proper information about declaring art a business, artists should make an appointment with a SCORE counselor. Janet will email you a copy of her handout from the WSO presentation if you contact her.

Lost & Found



A pair of glasses was left in the Geneva Hall during the convention on Saturday. If you believe they are yours please contact Mary Coppett.

NEW MEMBERS

By LaVonneTarbox Crone



Our newest members joined the fold with style at the April 14 Convention in Portland. Almost half the 2012 'freshmen' were introduced to

the membership as the opening activity on Saturday morning. Their paintings then hung in the Presbyterian Chapel where they drew praise from the Convention crowd for the rest of the day.

New Member Sheila Parsons found her trip from Warrenton worthwhile when she literally stole the show later in the day because, in addition to getting an award in the Spring Exhibition, she was chosen for the "People's Choice Award." We will all get to see her engaging portrait on the next WSO Roster Cover. Three more in attendance also had stunning images in the Spring Exhibition.

As usual the New Member's Exhibition provided a wide variety of images, from old hiking boots and thoughtful portraiture to a stunning sunflower. The membership was also introduced to Diane Pinney of Portland who will replace me next fall as New Member Chair.



Jennie Chen

New member Sheila Parsons won an Achievement Award and the People's Choice Award with her painting "Feathers in His Hat"



Lynn Powers

New members L to R: Nancy Fraser, Judy Robinson, Mary Holt and Sue Anne Seckora



Margaret Godfrey

Claudia Weintraub's painting In the New Member Show



Margaret Godfrey

Diane Pinney with new member Mary Holt's painting. Diane will be taking over LaVonne's position as New Member Chair



Patricia Bergen of Medford painted these well used hiking boots



Margaret Godfrey

Claudia Weintraub with new member Hebe Greizerstein's painting

Awards Reception/Ceremony

Chartered buses whisked us from the church to the Artist's Reception and Awards Ceremony at the Oregon Society of Artists. The Exhibition had been hung by the Art Committee crew, including Donna Jarvis. Deanna St. Martin, WSO Convention Consultant, oversaw the Exhibition and placed the ribbons on the paintings as per Carla O'Connor's selections.

The gallery opened at 3:30 pm to reveal Juror Carla O'Connor's selection of 20 award-winning paintings amid the 80 selected aqueous media paintings. We sampled hors d'oeuvres and toasted all the winners. Jennie O'Connor read the names of

the winners and handed out their various prize packages (*checks and merchandise from local and national merchants*).

"Best of Show" was awarded to Margaret Godfrey for her painting **"River Strata."** **The People's Choice Award** winning painting was given to Sheila Parsons for **"Feathers In His Hat."**

After celebrating the successes of our fellow artists, many Members grouped together to enjoy fine dining at several of Portland's renowned restaurants. Many of us had made our dinner reservations ahead of time thanks to the help of Dining Out Committee members Arlene Millering, Becky Meier, Diane Pinney and Susan Hook. One

gathering of fourteen walked to a Lebanese establishment, which provided a perfect opportunity to get to know New Members, their spouses and old time WSO Members. The unique food was delicious, and the stories told by the attendees made the dinner special and interesting.

One of the unusual perks of this one-day event was the many friendships that were forged or strengthened when Portland Members welcomed out-of-town Members to stay overnight in their homes. Linda Nye spearheaded the "home stay" effort, and all of those who took advantage of this opportunity were deeply grateful for the experience.



Jennie Chen

The calm before the mob arrives, Bobbie Mathews, Susan Lyslo and Becky Meier have everything set to go



Paul Bourgault

And here comes the hungry mob! . It was first come...first serve for Iva Wakeman



Jennie Chen

The buses arrive and the OSA gallery quickly fills with WSO members and fans



Paul Bourgault

Carla handed out the awards as Jennie O'Connor called up the winners



Jennie Chen

Margaret Godfrey receiving her "Best of Show" award



Paul Bourgault

Sheila Parsons is crowned WSO Queen for winning "the People's Choice Award"



Jennie Chen

Michelle Tai and Karen Qu played delightful piano music at the reception.



Paul Bourgault

Juror Carla O'Connor with our WSO President Mary Coppett



Jennie Chen

Beautiful flower arrangements ere created by Becky Meier



Jennie Chen

Ed Labadie and Harold Walkup enjoying the reception



Jennie Chen

Long time friends and colleagues Carla and Arne Westerman



Paul Bourgault

Margaret Godfrey with her Best in Show painting "River Strata"



Jennie Chen

Donna Jarvis, Painting Hanging Chair, with Jennie Chen pose for a photo



Pat Mathews, Dorothy Eschelman, Gerry Hart and Kathy Haney pose for a photo op



Jennie Chen

An Award of Distinction went to Diane York for her painting "Together Apart"



Paula Bourgaull

Silvia Miller got the 6th Place Award with "Flamingo Inn"



Liz Walker

"Tsunami Uncontained" earned an Award of Distinction for Hal Wright



Lynn Powers

Mike Bergen garnered an Achievement Award with his "Blue Chairs"



Paula Bourgaull

Congratulations to Sally Schwader for her 3rd Place Award with one of her plein air paintings!



Liz Walker

Ed Labadie, our new Traveling Show Coordinator with his painting

MERIT AWARDS

By Chris Keylock Williams

Challenge yourself to earn Merit Award points! You qualify to enter the program when you have accumulated ten points. Download a copy of the Merit Award Point List from the WSO website or pick up a copy at the next Convention. Fill it out with a record of your ten points and send the list to me. I'll keep track of your points from then on.

In the past and through the Fall 2008 Convention in Florence you got a total of five points for a Sweepstakes award, three points for 1st, 2nd or 3rd, and one point for paintings that got into the show but did not win an award.

Beginning Spring '09, we changed the name of Sweepstakes to "Best of Show" and it still earns 5 points. We have dropped the name of 1st place. Now we have 2nd through 6th place followed by Awards of Achievement and Distinction. You will earn a total of four points for a 2nd, 3rd or 4th place award, a total of three points for all other award winning paintings, and one point for paintings that got into a show but did not win an award. You will receive recognition at Conventions as you reach each level and a beautiful WSO logo pin at 25 points (platinum level, a silver pin) and at 50 points (diamond level, a gold pin).

Congratulations to our Merit Award recipients at the Spring Convention in Portland:

Platinum Award with silver pin (25-49 points)

Judi Weigandt

Gold Award (20-24 points)

Carolee Clark

Silver Award (15-19 points)

Carol Barnett Margaret Godfrey

Bronze Award (10-14 points)

Maria Berg Suzi Blaisdell

Barbara Vance



YAHOO! WE DID IT!!!

Thank you all, for your support and participation in making the 2012 Spring Convention really "One Fine Day!" I also put in a special reservation for the glorious sunshine which added to our success!

As many of you know, Convention planning is not for the faint of heart as there are hundreds of details involved and random acts of kindness that go unnoticed but not unappreciated.

My highest appreciation goes to the experienced WSO Members who offered advice in planning strategy. Furthermore, biggest hugs to all my Committee volunteers and their devotion to helping in so many ways, like checking over details and carrying out plans precisely. It was my privilege to work side by side with them.

I also extend my appreciation to Shannon Keltz, the FPC Event Coordinator, and her staff and also to OSA President William Woods and his associates. They generously opened their facilities and went over last minute details ensuring the success of *One Fine Day!*

Our Juror, Carla O'Connor deserves special thanks for stepping in after our previous Juror withdrew from the Convention due to health reasons. Her artistic talents and humorous presentations were enjoyed by all.

Last, but not least, warmest thanks to our friends, family and my daughter's piano friends. Your support of our art endeavors are the true inspiration for our creations. To my ex-Co-Chair, Julie Gibson, I wish her the best time with her grandchildren, and continuing success with her beautiful art creations.

I was the Chair but you are the stars who made the April 14 event come to life. I once heard the expression "welcome every opportunity in life that makes us grow and learn." I thank you from the bottom of my



Two Jennies Toast to a successful convention with cups of Green Mountain Coffee.

Jennie Chen - Convention Chair

Jennie O'Connor - Awards Chair

heart for this opportunity.

Jennie Chen, Chair WSO 2012 Spring Convention "One Fine Day"

Notes on the Spring Convention

By Jennie Chen

In spite of the fact that most of us artists are right-brain dominant, once in a while we need to make sure that the left brain is not too relaxed. As a result, here are some statistics from this Convention to feed the left side.

Attendance reports from
Pre-registration:

Attendance total	200
Dine-Out participants	32
Bus Riders	133
Juror Demo	176
Image Critique	26
observers	117
Susan Spears Paint-Out	10
Safari with Gene Gill	22
Rene Eisenbart's Class	39
Sell it with Janet Livesay	44
Award Reception	171

We had a very hands-on volunteer committee plus help from friends and families in order to keep our costs down. We appreciate the members who opened their homes for Home Stay. Mr. Tim Goss arranged the purchasing of an A-V system. Volunteers in the food area basically diced the cheese, made the coffee, milked the cows and churned the butter. We also rented and operated the equipment, arranged the rooms and set up the art racks. The volunteers were genuinely excited and enthusiastic about the preparations.

Here are some additional figures for your consideration:

Facility Rental	\$2200
Transportation & Loading	
Zone Reservation	\$450
Food & Drink	\$1400
(not including donations)	
Material & Equipment rental	\$300
Publicity, Printing, Poster and Paper, etc.	\$300
Miscellaneous & Thank you notes	\$300

As the expense reports are still coming in, early estimated financials from the 3 day workshop and overwhelming registration of members will put this convention in the black.

EXHIBITION SCHEDULE

47th Aqueous Media Show
Spring 2012, Portland
Juror: Carla O'Connor

20 Touring Paintings

May 11 to July 6, 2012

Umpqua Valley Arts Center
1624 Harvard Avenue
Roseburg 97471
Commission 40% (Members 30%)
Tues-Fri 10-4, Sat 10-2
Aleta McGee 541-672-2532

July 12 to August 27, 2012

Elsinore Framing & Fine Art Gallery
444 Ferry St. SE
Salem 97301
Commission is 40%
Mon-Fri 9-6, Sat 10-5
Brent Allen 503-581-4642

Sept 1 to 28, 2012

Sunriver Lodge Betty Gray Gallery
Sunriver Resort
Center Drive
Sunriver 97707
Commission 40%
Open 24/7
Billye Turner 503-780-2828

For questions and suggestions about the traveling show, you may contact Ed Labadie.

CARLA O'CONNOR WORKSHOP AT OSA

By Sandy Reeves

Twenty-one very fortunate WSO Members attended Carla O'Connor's three-day workshop held at OSA April 16-18. Prior to the workshop, Carla gave a 90-minute demo at the Convention on Saturday morning which all workshop participants were strongly advised to attend. The Convention Demo provided a great overview of how Carla thinks about shape relationships, and how she uses transparent and opaque (*gouache*) watercolors to build up color in her paintings.

At the workshop, Carla gave a series of brief demos each day to illustrate specific techniques, allowing us more time to paint and practice what we'd learned.

Day 1 was all about catching us off guard and giving us minimal instructions -- a brilliant strategy to get us to loosen up and innovate. Working from a live model's poses, we began with quick gesture drawings in pencil on newsprint. Carla used a stopwatch and asked the model to change her pose every 15 seconds. We drew 50 quick poses on one large sheet of paper -- before too long our drawings filled the page and overlapped, becoming almost indistinguishable from one another! We followed this exercise with a longer pose of our model and then transferred that drawing to a half sheet of hot press watercolor paper.

As if Day 1 wasn't already brimming with ideas, Carla demonstrated a watercolor "printmaking" technique in which she handed us a small square of paper that had been pre-treated with Daniel Smith Gold Gesso. On that square, she used watercolor and gouache (applied thickly) and then let it completely dry before showing us the next step. We then wet our quarter sheet watercolor paper, and pressed the square to the damp paper, using a brayer to imprint the image. Voila! -- we suddenly had an instant print that we could add additional color to.

In the morning on **Day 2**, Carla had us each pull a word out of a hat. Each word described an emotion that we were asked to paint in an abstract manner with no symbols or recognizable subject matter. We were instructed to keep our word a secret. Our paintings were shown one at a time to the class, who tried to guess the emotion depicted in the painting. Prizes were given to the artists who communi-



Carla prepares the model



Sophie Franz poses for the students



Time for lunch!
L to R: Kathy Tiger, Kay,
Sandy, Liz Walker, Mila
Raphael and Shelly Wierzba

Jennie Chen

There was lots of
elbow room to spare
in the OSA gallery



Jennie Chen

cated their word most successfully. Many of us found this exercise quite challenging because words like "joy" and "anger" were much easier to convey than "fractured" or "prejudice."

On **Day 3**, Carla gave a slide show following the progression of her painting career (*beginning as a 9-year-old who painted on location in Venice, Italy*). She talked about the progression of moving from her series "Rock Rhythms" to her well-known figure series -- it's all about taking a risk to avoid getting in a rut. She encouraged us not to "bungee paint," as when painters take too many workshops and jump from style to style without a focus. For the rest of the day we worked on our paintings, and met one-on-one with Carla as she gave each student a personal critique of the work they'd brought along for this purpose. Her kindness and attention to detail as she critiqued our work was appreciated by each of us. At one point, we asked her to show us her "O filling" technique,

and she quickly obliged, showing us how she uses handwriting and doodling to break shapes up into more interesting smaller ones.

Convention Chair Jennie Chen was there every day to ensure that things ran smoothly. On Tuesday Jennie generously cooked and served us all a lunch of homemade fried rice from "Chen's Kitchen." She is a tireless volunteer, and sets a new standard for excellence in our organization. As a new member of WSO, I felt fortunate for the opportunity to serve as the Workshop Coordinator. I want to thank Jennie Chen for asking me to take on this job. The class experienced wonderful camaraderie with their gracious and hard-working teacher. Carla commented on how great our class was, saying "If all classes were as good a group to work with as you, I could keep teaching for a long time." We all wished we'd had a full week with Carla because we weren't ready to stop painting, learning, and absorbing invaluable tips from this amazing instructor.

LOOKING AHEAD

Upcoming WSO Conventions

Fall 2012: Welches

Juror: Chris VanWinkle

www.chrisvanwinkle.com

Convention: October 5-7

Workshops: October 3-4 & 8-10

Convention Chairs:

Beth Verheyden & Connie Athman

Spring 2013: Albany

Juror: Mary Ann Beckwith

www.maryannbeckwith.com

Convention: April 5-7

Workshop: April 8-12

Convention Chairs:

Rob Robinson & Stephanie Lowe

Fall 2013: Open

Juror: Connie Adams

www.watercolor-online.com/conniejadams

Convention: October 4-6

Workshop: October 7-11

Convention Chair: **Needed**

Spring 2014: Open

Juror: Robert Burrige

www.robertburrige.com

Convention: April 4-6

Workshop: April 7-11

Convention Chair: John Mohny & Anji Grainger

Fall 2014: Open

Juror: Linda Baker

www.lindabaker.biz

Convention: October 3-5

Workshop: October 6-10

Convention Chair: **Needed**

If you would like to help Chair a WSO Convention in your Community...

Please contact Deanna St. Martin:

deannastmartin@gmail.com

Western Federation of Watercolor Societies

2012 Host: Nevada Watercolor Society

Location: Las Vegas, Nevada

2013 Host: Southwestern Watercolor Society

Location: Dallas, Texas

2014 Host: Arizona Watercolor Association

Location: Phoenix, Arizona

2015 Host: West Texas Watercolor Society

Location: Lubbock, Texas

2016 Host: Colorado Watercolor Society

Location: Denver, Colorado

2017 Host: Watercolor Society of Oregon

Location: Oregon

Resort at the Mountain **ART WITH ALTITUDE!** Welches in October 2012

WHERE TO STAY IN WELCHES

Fall 2012 Convention

By Steve Ludeman

The Resort at the Mountain

68010 East Fairway Avenue

Welches (Mt. Hood), OR 97067

Tel: 503-622-3101


Res: 877-439-6774

The Resort at the Mountain in Welches will serve as the center of activity for our Fall Convention. The Exhibition, activities, Paint-Outs, sessions, Reception and Banquet will all take place at The Resort (with the exception of the "Meet and Greet" in Government Camp and one off-site Paint-Out at Trillium Lake). Book your accommodations using the phone number above to ensure you are a part of it all! Please make your reservations by September 13, 2012 to receive the convention discounted rate.

There are various types of accommodations at The Resort including rooms, suites, and villas for rent. WSO has reserved a block of rooms for our Convention at the discounted price of \$119.00 (not including the state/local tax and \$12.00 resort services fee.) All rooms include a full bath, private deck, coffee maker, mini-refrigerator, and high-speed wired and wireless Internet access. The rooms have two queen beds or one king, so you can save money by sharing a room with your friends.

Services at The Resort include: self-parking, activities desk, business center, ATM, safe deposit boxes, laundry/valet service, Riverstone Gift Gallery, and golf pro shop. The Resort is a 100% non-smoking facility.

Dining options on site include: **Altitude Restaurant** - fresh local and regional cuisine; **Wee Bite** - grab 'n'



One of the cozy guest rooms at The Resort at the Mountain

go snacks; and room service.

There are a wide range of fun activities for spouses and non-painter friends and family. The Resort provides information on outdoor activities, along with maps of area trails for hiking, walking, or jogging. The following activities are included in your resort services fee: Starbucks coffee and tea, parking, 18-hole putting course (*The Greens*), croquet, lawn bowling, outdoor swimming pool and whirlpool spa, fitness center, tennis, volleyball, badminton, playground, basketball hoop, Frisbee, mountain bikes, sports balls, board games, coloring and arts/crafts.



The Resort has a wonderful golf course

To learn more about The Resort at the Mountain, visit their website at www.theresort.com When you call (1-877-439-6774) before September 13, be sure to mention WSO to get the discounted rate. Other lodging options and restaurants are available in the area. Contact information for them will be provided in the next issue of the Watermark.

Welches - (continued from front page)

- There will be a special painting event Friday afternoon at the Resort: the **"SYD Round Robin Paint-In Tribute."** In memory of fellow artist, friend and WSO Member Syd Kruse from Welches, an acronym-influenced round robin painting experience awaits you! Suzi Blaisdell will teach you how to **"Spritz Your Drips;"** Kara Pilcher will tempt you to **"Strip Your Dancer;"** Steve Ludeman will convince you to **"Say Yes to Drama;"** and Patty Henniger will help you **"Simplify Your Drawing."**
- On Friday night your **"Meet & Greet"**



Members of the SYD Round Robin Paint-In Tribute L to R: Steve Ludeman, Suzi Blaisdell, Kara Pilcher and Patty Henniger

starts with a hosted bus ride from The Resort at the Mountain up to Government Camp, to the Mt. Hood Cultural Center and Museum. This alpine venue will provide our members and guests a relaxing and beautiful setting in which to enjoy visual art displays, local historical artifacts and photographs. You will have an opportunity to welcome our juror Chris Van Winkle to Northwest Oregon. This will be Chris' first trip to Oregon and he is looking forward to seeing this area and painting en plein air.

Saturday, October 6 Events & Activities:

Begin your morning with breakfast in The Resort's Altitude Restaurant, or enjoy a cup of coffee or tea in the hotel lobby. Either way, you'll be ready for a day filled with great classes and activities for everyone! A

huge thank you to our colleagues who will teach for our Fall 2012 Convention! We are excited about our line-up of quality teachers and topics with something for everyone! See montage of a few of our presenters below.

- Jan Rimerman will lead you in an interactive session where she'll share her secrets and know-how on how to organize an art event or sale in your studio, and most importantly - without becoming lateral afterward!
- Linda Rothchild-Ollis will walk you step-by-step through the often confusing world of digital submissions. When it's time to submit your images, have you ever said to yourself, "You want me to do what??!" or "How do I "re-size" an image without a pair of scissors?!" Then you'll love this class!
- Anji Grainger will challenge you to look closely at the many wonders inside a raindrop. She'll demonstrate and you'll get to paint the magic of a drop of rain resting on its subject.
- Hyon Fielding and Susan Spears will simultaneously paint their interpretations of a beautiful golf vista with surrounding mountains and fall foliage. You'll love interacting and painting with them as they "dual it out" on the first tee while being serenaded by bagpipes in the distance.

The Art of Kathryn Davis
by
Leroy Krzycki



**11x8-1/2 • 248 pages • full-color
• color hardcover binding**

- 250 Paintings & Sketches.
- Supporting Photos & Text.
- Kathryn's comments on painting & teaching.

TO ORDER YOUR COPY

\$99.99 + \$6.50 s/h = (\$106.49) to:
Quiet Waters Publishing
 89190 Sherwood Island Road
 Florence, Oregon 97439
 (541) 997-8940 (after 6 pm)
 e-mail: leroykrzycki@q.com

Shipping & Handling (Continental U.S.):
 \$6.50 per copy x # of copies.
 Shipment is by USPS Media Mail

• Credit Card Order: Go to Kathryn's website: www.katheryndavis.com and use the PayPal buttons on the Order Form. A PayPal account is not required to use your Credit Card.



Collage by Jean Ludeman

Top row: Hyon Fielding, Carol Winchester and Dyanne Locati
 Bottom row: Doreen Lindstedt, Jan Rimerman, Anji Grainger and Bill Bailly
 Not shown are Susan Spears, Linda Rothchild Ollis, Harold Walkup and Lynn Powers

- Join our juror Chris Van Winkle as he expertly critiques members' digital images in two sessions one in the morning, and one in the afternoon.

- In this Paint-In session, Bill Bailly will demonstrate the techniques of painting a still-life subject with his signature dark background to create strong contrasts and "punch."

- Carol Winchester and Doreen Lindstedt will meet you at The Resort's Croquet Court to "**Quick Draw En Plein Air.**" Watch and join them as they demonstrate quick 5-minute sketches of members dressed in Victorian Costume while playing croquet and posing.

- Dyanne Locati will lead a hands-on and interactive Paint-In session as she demonstrates her use of fluid acrylic and colored pencil on watercolor paper, using light molding paste for textures.

- Join Harold Walkup at Trillium Lake for a memorable en plein air experience. He'll challenge you to see and paint a beautiful but typical scene, in every way but typical!

- Feel like going to the top of Mt. Hood? Well, not really to the top, but it's up a bit! In this weather-permitting excursion, Steve Ludeman will guide you on a chair-lift ride from Timberline Lodge to Silcox Hut for one of Oregon's most spectacular views of the Cascade Mountain Range. *Bring your camera!*

- In her personal and informative lecture, Lynn Powers will share portrait tips with you that she's learned from her mentors, including her mom, Jan Kunz. She'll take you through her thought processes, to help you decide for yourself how you want to convey a sense of life in your portraits.

Activities Outside the Convention

Hoodland offers a wide variety of recreational activities for Conference attendees, family and friends. These activities include hiking, golfing, fishing, biking and tennis - all located at or near the Resort at the Mountain. Visit the nearby Wildwood Recreation



Pool and patio area of the Resort at the Mountain



Foot bridge entrance to the Resort

Site, hike some of the many trails in Mt. Hood National Forest, go downhill skiing (weather permitting), take several scenic drives, or hike, fish and boat at Trillium Lake. A visit to Timberline Lodge, a National Historic Landmark on the south slope of Mt. Hood is a must! Take a self-guided tour of the Lodge, which serves as a museum for many artistic works from the 1930s Arts and Crafts movement in the Pacific Northwest. Weather permitting, a ride on the Magic Mile Chairlift is quite an adventure! Timberline Lodge will celebrate its 75th anniversary in September.

Saturday evening, the Artist's Reception and Banquet will take place at The Resort at the Mountain in Welches. Sunday morning events will include the Members' Business Meeting followed by a Painting Demonstration by Chris Van Winkle.

WSO is pleased to present Chris' Workshops preceding and following the Convention. Look for the workshop information and registration form in this issue of the Watermark and sign up in May.

We look forward to seeing you at WSO's "**Art With Altitude**" Convention in October 2012!



Juror - (continued from front page)

be poetic. The artist does not just report. He re-interprets, he experiences his subject with all his senses. He sees art through 360 degrees. He is touched by sounds, smells, colors and a myriad of other elements. And from all of this, he paints the essence of place and time."

"I enjoy art in all its forms and isms. I like to experiment in abstract and non-objective themes. But I love to travel, see new places, meet new peoples. I like the music, color and dress in foreign cultures. I react to the country's landscapes, animals, architecture and machines. My art tends to reflect this interest. I want my art to communicate."

"As artists, we must be open to all stimulation. When we encounter a new site, we must use all our senses. We sketch: this is how we see. But when we paint, we must invoke memory. Memory of place is much more than a collection of details. It is 360 degrees of sounds, smells, color, movements and myriad of other elements. I often like to set up my easel looking away from the site and paint what the heart and memory dictates. Memories last long after we leave the place."

For more information about Chris, visit his website at www.chrisvanwinkle.com

Chris' Thoughts on Workshops:

"I think that the people who attend workshops should take away visual notes of the content offered. I like to reproduce the lectures and demos on a quarter sheet size coil-bound pad of watercolor paper (such as Strathmore 140 lb rough). I have in my own collection, workshop notes on Robert E. Wood, Milford Zornes, Henry Fukuhara and others. When I write up my own notes, and paint and redo the demos, they become part of my repertoire. When I give a workshop, I also provide handouts."

Workshop Information

Session I: Pre-Convention Two-Day Workshop - "Add Some Excitement to Your Watercolors!"

Chris says "*the two-day workshop will*

(continued on next page)



"The Lower Merced at Yosemite"



"The Cod Came Back, Newfoundland"

focus on the skills of picture making. We will review the techniques, and suggest exercises that will strengthen the artist's drawing, sketching, brush handling and designing work. We will explore the uses of color: descriptive, expressive, impressionist and decorative. And we will try a few abstract and non-objective studies as well as the realist. These studies will be small, 5" x 7" or so, and can be painted in your Strathmore pad. Everyone should bring a color wheel. Each should bring some favorite sketch or photo reference for these studies."

Location: St. John's Catholic Church in Welches

Dates: Wednesday & Thursday, October 3 & 4, 2012

Time: 9am - 4pm

Cost: \$150

Session II: Post-Convention Three-Day Workshop - "Focus on Content: The 'Why' of a Painting"

According to Chris, "the three-day workshop will focus on content: What makes a work more than just a picture. We will explore the artist's use of color, and its ability to create moods, drama and excitement. Weather permitting, we will also try some plein air techniques and go on location to test these skills."

We will try to understand the judging of a work of art. We will look at paintings through the juror's eye and we will use a score card to grade your work."

Location: St. John's Catholic Church in Welches

Dates: Monday, Tuesday & Wednesday, October 8, 9 & 10, 2012

Time: 9am - 4pm

Cost: \$225

Registration Form Information:

Send the completed Registration Form on this page with a check made out to WSO for:

Session I: \$150,

Session II: \$225 or,

Both Sessions I and II: \$375

Mail To: Barb Johnson, Workshop Chair

Registration is limited to 25 and participants will be accepted on a first-come, first-served basis determined by registration postmark date. Subscribers may attend WSO Workshops on a space-available basis.

If more than 25 registrations are received for either session, entries will be "put into a hat" and names will be randomly chosen. Those not accepted will have their check returned, but will be put on a waiting list and will be notified if there are any cancellations.

CHRIS VAN WINKLE WORKSHOP REGISTRATION FORM



WATERCOLOR
SOCIETY OF
OREGON

Please sign me up for the following workshop(s):

- ☐ **Session I**, 2-Day Pre-Convention Workshop, October 3 & 4 \$150
- ☐ **Session 2**, 3-Day Post Convention Workshop, October 8, 9 & 10 \$225
- ☐ **Both Sessions I and II**, total of 5 days \$375

Check **ONLY ONE** box above

Amount enclosed \$ _____

NAME _____

ADDRESS _____

CITY _____ STATE _____ ZIP _____

PHONE _____ ☐ WSO Member ☐ WSO Subscriber

EMAIL _____

Both workshops are limited to 25 students so
please send completed registration form and check ASAP to;

Barb Johnson, Workshop Chair



MEMBER PROFILE



By Blenda Tyvoll

John Maslen has always lived a creatively gifted life. He is a national award-winning watercolor artist. Additionally, he frequently exhibits and wins awards at WSO Exhibitions.

When he attended college at the Rhode Island School of Design, John studied women's clothing design. He admits now the only real purpose for attending the course was to find a spouse! That's just how he met his wife, Bobby, who later became the author of a popular children's book series, titled Bob Books.

During the Korean War, John joined the Armed Services as a Public Information Officer. One of his duties was to create troop education posters.

After the war he returned to Rhode Island School of Design to obtain an architecture degree. He and Bobby then moved to Portland, raised four children and John spent the next 20 years as an architect and an illustrator for Bob Books.

I asked John to answer the following questions about being an artist:

How long have you been creating?

Almost 81 years, or perhaps longer. You know our brains are working before we're born, and we're creating all the time! I probably started drawing and painting in kindergarten, but got more interested in high school when my aunt gave me an oil painting set. A strong memory was from an art class, where the teacher showed me I could look at a scene and then draw or paint it, rather than having to copy a picture! Incredible idea! The real world caught up pretty soon and I had to face making a living, getting married, having children and all that stuff, and abandoned art for quite a while. We had moved out here from New England. After four children had grown, I found there was time to look at the beautiful country of Oregon,



John Maslen

John's painting "Blue Dutch" is among the Award Winners in the Spring Show



While John was a practicing architect he did illustrations for his wife Bobby's popular children's books

and I started photographing and then painting, especially nautical subjects.

What are your motivations for creating art?

To stay alive, and make life more interesting. I can't imagine living and not creating. I love solving problems. Whether it's fixing something, making something, drawing or painting something. I can't imagine living, and not doing it!

How do you know when a piece you're working on is finished?

I never know, but often it helps to stick it up on the wall. I look at it as I go by for a few days, and see if there's something that it needs to be finished. This is after many years of stopping too late, and botching another painting. You can get a plastic sheet now that is paintable, put it on the painting in question, and try out your idea before putting it on the actual painting, perhaps ruining it. Often the simpler painting is the better one.

Are there any other things in life besides art that bring you creative fulfillment?

As mentioned above, I feel all of life

is creative. I play golf and badminton, am always creating better ways to do things. I'm also learning piano now, and that sure requires a lot of creativity!

What other artists or movements influence your work?

There are way too many to mention, but I do like Turner quite bit, and I never tire of the Impressionists. I like almost all the movements, except shallow movements or people that scream for attention but have little depth.

Tell us about your artistic goals looking into the next year.

My wife has Alzheimer's and is in a memory care unit at the moment, so my goals are on hold for a while. I tend to "float" and find many interesting ways to go and things to create as I go through life, rather than set goals and then "strive" to reach those goals.

What do you find visually and artistically stimulating right now?

I recently saw the Rothko play, discussed it with friends over dinner, read the book about him, and then

(continued on next page)

got the script to refresh my memory of the play. I found it all very interesting, although I found the art business world rather unscrupulous and revolting.

Finally, where can our readers find your art?

Recent years I haven't had much time for the business of painting, and put what time I had into painting, not placing and selling. I have a few paintings at the Portland Art Museum Rental Sales Gallery and some older pieces at The Attic Gallery in downtown Portland. Also, one can come by my studio for a look when time allows.



Muse Art and Design

Hawthorne Blvd at SE 42nd
Portland, Oregon
www.museartanddesign.com
503.231.8704

Offering you a unique selection of quality fine art materials, including:

- Daniel Smith paints
- M. Graham paints
- Rublev paints
- Khadi papers
- Escoda brushes and more!

Outside the Portland area? Call us!
We ship free to WSO members.
(Excludes full-sheet papers)



EQUIP | INFORM | INSPIRE

independent and locally owned

KUDOS



By Sarah Bouwsma,
Watermark Editor

Geoffrey McCormack has an 8-page spread in American Artist Spring 2012

Watercolor Magazine

titled "Work in a Series & Push Your Limits." In this lengthy interview, Geoff puts in a good word for continuing to study a single subject in depth, and to consider trying new approaches to the same subject. In the article he explains how he came to paint his signature stones, string and twig paintings on a trip to Greece, and what these objects mean to him.

In that same issue of American Artist Watercolor, WSO received a plug for the 2012 Spring Convention. It's in the "Noteworthy" section, and includes paintings from previous WSO exhibitions by **Kris Preslan**, **Mila Raphael**, **Katherine Damon Dawson**, **Janet Tarjan Earl** and **J.M. Brodrick**.

Barbara Vance has her painting "A Royal Sultan" on the cover of the 2012 April/May issue of *International Artist Magazine*, and she has a 10-page spread inside! Her article is titled "In Search of Luminous Color" and includes eight of her paintings. It also has a step-by-step process showing how she made the glowing iris watercolor painting on the cover. In the article she explains her process of layering many glazes until she gets the desired depth of color.

Liz Walker (with her painting "Bright Lights Big City") **Kathy Tiger** ("Checkered Past"), **Terry Street** ("Girl Friends"), **Kris Preslan** (*Sidewalk Raphael #2*), **George Schoonover** ("Pose Break"), and **Geoffrey McCormack** ("Pear and Palm") all had paintings accepted in the *National Watercolor Society 2012 All Member Juried Exhibition*. The Exhibition, juried by Glen Knowles, was April 5 - May 13, 2012 in San Pedro, CA.

In the Fall of 2011, **Lane Hall** was accepted into the *National Watercolor Society's 91st Annual Exhibition* and received Signature Membership. The exhibition was held October 22-Dec. 3, 2011 in San Pedro, CA. Jurors were



Barbara Vance's painting "A Royal Sultan" is on the cover of the 2012 April/May issue of *International Artist Magazine*



Liz Walker's painting "Bright Lights Big City"

Ted Nuttall, Mary Ann Beckwith, and Judy Morris.

New Member **Jerry G. Dickason's** painting was accepted into the NWS's 2011 Waterworks Exhibition. His name was unintentionally left off the list in the February issue of Watermark.

Kris Preslan, NWS, TWSA, has been accepted into the *Transparent Watercolor Society of America's 36th National Exhibition* in Kenosha, WI this coming June, for her watercolor "Cars I'll Never Own, #9." Another of Kris' watercolors, "Sidewalk Raphael #2" was accepted into the *Splash 14: Light and Color* publication by North Light Books due out this June, 2012. Check out a very interesting interview with Kris on the Creative Catalyst website, in which she discusses her paintings and techniques at <http://bit.ly/PreslanInt>

Kathryn Damon-Dawson's vibrantly painted, whimsical children's book, "Dogs, Crows and the Corn Chip Dance," was published in March and is available at Backstreet Gallery Coop, 1421 Bay St, Florence, OR, and directly from Kathryn. The book depicts colorful dogs driving crazy vehicles -- while interrupting mischievous crow's pursuit of corn chips -- while teaching backwards counting through rhyme.

The Sunriver Resort's Betty Gray Gallery will be featuring **Chris**


Keylock Williams, Helen Brown, Hyon Fielding and Cindy Briggs in a show titled "Central Oregon in Watercolor." The show will be up May 20-June 17 with a reception on Memorial Day Weekend, Saturday May 26, 4-6 p.m.

In Salem area news, in January **Christin Smith's** painting "Little Bo Peep Gone Bad," was juried into the Wild Women show at River Gallery in Independence. Keizer Art Association's March show, "Water, Water Everywhere," included **Robin Freeburg's** "River Wrath Melody." Also, Robin's painting "McKay's Whiteflower" was chosen for the

cover of Oregon Symphony Association's Classical Concert Program for April.

The Mayor's Art Annual Invitational Show in Keizer, OR features Salem WSO Members **Kathy Haney** and **Dianne Lay**. Kathy's paintings "Meandering" and "Study in Light and Texture #3," and Dianne's quilted watermedia painting "9-Patch x 6" are in the show at Keizer Civic Center until February 2013.

I love to hear from you. Send your news about shows, awards, and publications to me.



Kathryn Damon-Dawson's vibrantly painted, whimsical children's book, "Dogs, Crows and the Corn Chip Dance"



Lane Hall's painting "Metamorphosis"

Correction to the February issue of Watermark



"Agraph" - an etching by Helen Traylor

An etching by Charlene Robinson and not Helen Traylor appeared with Helen's Memorial in the last issue. Apparently Charlene and Helen had a show together at OSA and she thinks that might be where the mix-up happened.



Kris Preslan's "Sidewalk Raphael #2"

LOGO MERCHANDISE

By Sharon
Rackham King

WSO Logo Merchandise: Red Light Special!!

Our hard-working, hospitable Convention Chair Jennie Chen had an inventive way to garner attention to logo merchandise: a siren-style flashing red light placed under the table! It helped ring up \$341 in sales, which is a good, typical Saturday total.


I appreciate my faithful shoppers as well as the new ones. Many thanks to the kind individuals who helped set up and take down: Jennie Chen and her husband Hector, Doyle Leek, Mike Bergen, William Woods, and Everett (my 9-year-old son).

See you in Welches!



Linda Terhark with Paul's camera

See how Paul's new WSO logo cap attracts the good looking ladies



ARTISTS' WATERCOLOR

ARTISTS' GOUACHE

*Experience the
Excellence of
Hand-Crafted
Colors*

Handmade with the most beautiful pigments available and a touch of natural honey to keep your colors smooth flowing and moist.

M. GRAHAM & Co
West Linn, Oregon
www.mgraham.com

EDUCATION COUNCIL

By Geoffrey McCormack

Workshop, Workshop, Workshop

So far in 2012 WSO has had five workshops. One was at Menucha with **Carol Carter**; another was the **Carla O'Conner** Workshop following the Spring Convention in Portland. The others were initiated by WSO regional critique groups in Lake Oswego and Brownsville (see below). Upcoming workshops scheduled for 2012 include WSO/Menucha with **Kathleen Conover**, and **Ruth Armitage** with the South Corvallis critique group April 23-25, 2012.



American Frame supports the Education Fund with \$500 grant.

American Frame continues its 5% discount to WSO Members and free shipping with orders over \$75. Because of your purchases they have become a consistent source for replenishment of the WSO Education Endowment Fund. This is the source of grants to WSO regional groups to offset the cost of locally initiated workshops.

To receive your 5% discount and add to the Ed Fund use the following code at checkout: **ALLIANCE12_5%**

American Frame link:
www.americanframe.com/Defau.aspx or
phone 1-800-537-0944.

Another Approach: Bev Jozwiak Workshop

By Rita Furnanz

Color Wheels, a Lake Oswego/West Linn critique group, attended a dynamic workshop in January held at the Seventh Day Adventist Church in Gladstone. Given by Washington native **Bev Jozwiak**, a Signature Member of the *American Watercolor Society*, *National Watercolor Society*, and *Watercolor West*, the two-day workshop featured twice-a-day demos of Bev's loose and rich gestural painting on Fabriano Artistic hot pressed paper.

Bev's style is electric. She paints watercolors like an oil painter, using luscious juicy paint right from the tube, never homogenizing her colors; then she hits it with water to let the paint drip and run. "If it's not pretty on the palette, it's not pretty on paper," is her mantra. Bev's paintings are filled with dramatic light, loose edges and spattered backgrounds. The beauty of her work is how she



Bev's great demo piece

Bev's students gather around to watch her demonstrate her techniques





Beth Verheyden giving input to Jean Bubak and Wendy Hoffman in Brownsville

captures the soul and energy of her subjects: ballerinas, chefs, ethnic figures, roosters and crows.

For skin tones, Bev taught us to start directly on the shadow side of the face and leave the white of the paper for highlights. She keeps skin tones colorful with blues, greens and reds, which give texture and interest to the figure. Bev demonstrated how painting at an angle lets the paint run freely. She often tightens up the "loose ends" by adding contour lines with a 9B pencil to complete the painting.

After each demo we tried to incorporate her teaching into our own paintings, which were drawn from personal reference photos. Bev provided individual attention and encouragement. Her afternoon critique on the final day was filled with helpful suggestions and wisdom drawn from her 30 years as an artist.

Bev shared that *"When I began painting, I found that when I enjoyed the process, rather than the product, I actually I enjoyed the product more."* We left the workshop with a new excitement for the process, and new skills to achieve our own success.

Special thanks to the WSO Education Council, which provided Color Wheels with a \$500 grant toward the workshop.



Workshop in Brownsville

By Alice Tetamore

The new Art Center in Brownsville, Oregon, was the scene of a WSO Education watercolor workshop led by **Beth Verheyden**, WSO Member and art instructor. The 2½ day workshop was an intensive focus on design and composition. Following Beth's detailed instructions, 21 students from various Oregon locations worked to produce dynamic paintings using only a limited palette of colors and applying Beth's techniques. *"Never settle for reality,"* she said, *"It is our job as artists to make our paintings more interesting and more beautiful than reality."*

Although all the artists in the class were inspired by the same subject –

a gorgeous ceramic vase filled with flowers -- and all learned the same design principles, the variety of individual interpretations displayed in the completed paintings was astounding.

Launching with a promised WSO Education grant toward the cost of the workshop, the Brownsville artists excitedly began advertising the opportunity in cooperation with Beth. The results exceeded expectations! The Brownsville Art Association definitely appreciated the WSO Education grant program. Beth Verheyden's skillful guidance in mastering new insights and techniques in watercolor made this a great workshop!

Etsy Workshop

By Mary Burgess

In a two part-workshop, WSO Member Blenda Tyvoll provided a wonderful opportunity for Another View Critique Group members to learn about selling artwork on Etsy.

In the first session, Blenda helped students create their own Etsy store and covered the finer points of listing items, setting up paypal accounts, and shipping. Several weeks after the first session, the group reassembled to learn more about promoting and fine tuning their new Etsy stores. Blenda has been selling her work on Etsy since 2008 with great success.

This workshop was subsidized by the WSO Education Committee.

Blenda shares her secrets to on-line art sales with a room full of lucky WSO members.



Mary Burgess

Carol Carter Workshop

By Sandy Brooks and
Sue Coburn

"Carol Carter is an exceptional artist and teacher... the workshop was a wonderful experience and there was cohesiveness to the group that made it very enjoyable." This enthusiastic quote from a participant sums up our four day workshop in March at Menucha.

Carol's teaching is based on the following ten rules which were printed boldly on tee shirts that many wore:

1. Paint background first.
2. The glow begins at the core.
3. Use lots and lots of water.
4. Babysit your washes.
5. Value does the work - color gets the credit.
6. Use your red screen.
7. Save your whites.
8. Reduce the brush size to intensify the color.
9. Make poetry with your wash.
10. Paint with your heart.

Day 1 -- Carol soaked her 140 lb. Arches paper, and applied her wash with a 2 inch sable brush. As she developed her subject matter she often checked her values with a red screen. She saved whites; eventually she put in crisp lines with a size 1 or 0 brush to define the edges of her washes.

Day 2 -- Carol again focused on her

background, after first demonstrating the use of masking tape and fluid. She showed us how she "babysits" a wash; she watches the paint as it dries and moves it around as needed. We worked on individual flower paintings. Photos of these paintings are on Carol's blog (watercolorcarol.blogspot.com) and on Facebook.



Day 3 -- Carol chose an Oregon seascape to demonstrate washes and

reflections. We were shown how to leave whites in the water and to "set the stage for the major player," an off-shore rock. She left her focal point until the last to paint.

Day 4 -- Carol's final demonstration was a female figure surrounded by water. With this subject she especially used her technique of allowing the paint to blossom.

A special thanks to Diana Nadal for all her hard work to make these memorable four days possible. Lastly, Carol thanked all of us for studying with her and said we were "an exceptional group of artists and painters." A great compliment from a fine artist.



Kathleen Conover, "Chaos to Order"

By Diana Nadal



We are excited to bring Kathleen Conover, a master artist from Marquette, Michigan to Menucha. This 4-day workshop will be November 12-15, 2012.

Kathleen describes her workshop this way: "Every day there will be a different focus on subject matter and the techniques that support them. Whether a beginner or advanced, you can choose to work with nature references, abstract



Kathleen Conover

ideas, or unusual combinations of subject matter. You will begin with the exciting and chaotic elements of color, texture, gestural line, scrapes, splatters and more. Then bring in order with design and

composition. Stir all with fun and experimentation. The result will be unique personal expression in paint."

Check out Kathleen's website and watch her video at www.kathleenconover.com.

The fees vary depending on the room selection (Community \$451, Double \$511, Single \$611, Commuter \$351 inc. 4 lunches). Go to <http://menucha.org/programs/wcwnov2012> or call 503 695-2243 for more information.

WSO and Menucha have partnered to bring back the "retreat" 4-day workshop at Menucha for our members and other artists in our region. Instructors will be selected based on recommendations from our membership. We're looking for outstanding teachers within WSO and on the national circuit. Let us know who you want us to schedule for the two workshops in 2013.



Participants in
Carol Carter's
workshop pose
for a group shot
at Menucha



shhhhhh!
It's a surprise.

We invite you to join us
June 23rd in Sonoma CA
to celebrate*

Jan Kunz's SURPRISE 90th Birthday Celebration

Please contact Lynn Powers at
Lynn@ccpvideos.com
for details.

*If you can't join us but
would like to send her a
snail-mail card, please do!

Here's the address:

Jan Kunz c/o Lynn
PO Box 767
Albany, OR 97321



Inspirational Workshops for Artists
Bend, Oregon

Sarkis Antikajian
June 8-10, 2012

◆
Ted Nuttall
August 13-17, 2012

www.CascadeFineArtWorkshops.com
541-408-5524
info@CascadeFineArtWorkshops.com

VIDEOS RENTAL PROGRAM

**Special Offer: 50% Rebate,
and Two Free Rentals**



By Doyle Leek,
Librarian

In the last two issues of Watermark we made a Special Offer to our members. We have not had anyone take advantage of it yet, so in an effort to stimulate use of our library, we are offering it again. If you have a favorite painter with a video that we do not have in our library, please let me know. If we think other members would be interested in it too, purchase the video and keep it for up to 2-months. Then send it to us with your receipt of purchase and we will reimburse you for 50% of the cost of the video. In addition, you will still receive two free rentals for donating a video. With the currently reduced price of many videos, and the fact that you are receiving a 50%

rebate, and two free rentals, the actual cost to you is almost nothing. So, be the first to take advantage of this terrific offer, and help improve our library.

We have two new videos by Joseph Zbukvic in the library, "Atmosphere and Mood in Watercolour", and "Watercolour on Location". You can tell from the spelling, that Joseph is an Australian Painter. It is almost spring and these are excellent videos to help loosen-up you plein-air painters.

We continue to charge only \$7 for the rental of one video, and \$5 each if you rent more than one at a time. Please give me a call, or email me with your requests.

Doyle Leek
WSO Slides/Video Librarian



Trail's End Art Asociation Presents Summer Art in Gearhart, Oregon

August 1 - 31, 2012

*Come to the North Coast of Oregon for
Watercolor, Watermedia, and other
fine art workshops*

Fealing Lin, NWS, teaching *Portrait/Figure in
Transparent Watercolor*, Aug 6-10 and *Landscapes and
Cityscapes*, August 13-15 (www.fealingwatercolor.com)

and

Linda Rothchild-Ollis, WSO teaching *Amazing
Watermedia Design*, Aug 21-23
(<http://lrothchildollis.blogspot.com>)

To Register and see our full schedule of summer workshops,
visit us at www.TrailsEndArt.org or contact
ellenzimmet@earthlink.net for additional info

PAINTING BY FEALING LIN, 2ND PLACE WATERCOLOR WEST, 2011

Pacific Northwest ART SCHOOL

On Beautiful Whidbey Island

DOUG GORRELL • Jun 18-22

JAMES MOORE • Jun 24-28
• *Location: Glacier National Park*

JENNIFER EVENHUS
Jun 28-30 • *Oil*

ROBERT KROGLE • Jul 14-16

GARY SCHALLOCK • Jul 14-16
• *Plein Air Watercolor*

RON RENCHER • Jul 18-21

GUIDO FRICK • Jul 23-26

BRYCE LISTON • Jul 26-30

JAN SITTS • Aug 13-16

DEB CHANEY • Aug 27-30

STEVEN HENDERSON
Sep 3-5 • *Oils*

KATHRYN STATS • Sep 6-10

TOM LYNCH • Sep 7-11
• *Watercolor*

FRANK WEBB • Oct 1-5 • W/C

MARY MASSEY • Oct 6-10
• *Pastels*

Coming 2013...
ERIC WIEGARDT • STAN MILLER

www.pacificnorthwestartschool.org
15 NW Birch St, Coupeville WA 98239
866.678.3396

WATERCOLOR WORKSHOPS

Michael Schlichting

"Letting Go"

June 4-7, 2012

Developing one's own unique view of reality, and then learning to display it, will be an essential element of this workshop. Michael will help students break out of formulaic solutions, encouraging them to look to more creative, meaningful ways of painting!

Tom Lynch

"Watercolor Secrets Revealed"

June 11-15, 2012

Tom's objective is to show the vast range and flexibility of watercolor. Learn how to plan for success, build a successful painting, and put drama, emotion and conviction into your art. Push the limits of color, contrast and light. Tom likes to put fun into the process of painting!

Jo Dunnick

"Let Watercolor Do Its Thing"

October 15-18, 2012

One of the wonderful qualities of watercolor is its ability to run, flow and mix to create beautiful images and shapes – all by itself. The goal of this workshop is to encourage you to loosen up, let watercolor do its thing, and to introduce newbies to the joy of watercolor.

Full Descriptions of Workshops at:
www.EmeraldArtCenter.org



(541) 726-8595

500 Main Street, Springfield, Oregon

ERIC WIEGARDT AWS-NWS
Visual Pleasure for Generations

AWS Gold Medal of Honor



School of Painting

Order On-Line

www.ericwiegardt.com

Eric Wiegardt New DVDs!



Introducing Six New DVDs

Through May Introductory Special!

Painting Loosely from Photographs:

1. Connecting Shapes
2. Color Mixing
3. Color in Shadows
4. Landscape Theory
5. Outside Edge Shapes
6. Area of Dominance

Also on the website and at

www.ericwiegardt.com:

Watercolor Free and Easy Book & more DVDs

Essential Design Art Kit

Includes workbook & all materials.

Eric's Signature Brushes
Art Supplies

Watercolor Workshops

May through October 2012

- May 21-24, Dillman, Lac Du, WI
- June 2-16, France Watercolor Workshop
- July 9-13, Ocean Park WA
- Sept. 13-19, Halibut Cove, AK
- Oct. 8-11, San Diego, CA
- Oct. 22-26, Boone, NC

For more information on

Educational Materials and
2012 School of Painting Workshop schedule:

www.ericwiegardt.com or call 360.665.5976
email: watercolors@ericwiegardt.com



12505 N.W. Cornell Rd.
Portland, OR. 97229
503-644-8001

**Visit our
3rd annual Art Challenge show
in May**

Many classes offered by local artists

Chris Keylock Williams - Watercolor
Liz Walker -
Techniques & Projects
for Watermedia Painters
Linda Rothchild Ollis
and others

See our website for details

www.villagegalleryarts.org

Acrylic-Collage-Oil-Pastel-Watercolor-Mixed Media



"Where Artists Become Better Artists!"

Since 1985

Santa Fe, NM and Bend, Newport and Portland, OR

2012 Art Workshops

Alvaro Castagnet	J. Seerey-Lester
Charles Reid	Richard McKinley
Sherrie McGraw	Mark Mehaffey
Mary Whyte	Lana Grow
Kim English	David Taylor
Birgit O'Connor	John Salminen
Lian Zhen	Frank Francese

Request a Free Full Color Brochure

503.930.4572

www.ArtintheMountains.com

info@ArtintheMountains.com

Gift Certificates... give the gift of Art!