

Watermark

www.WatercolorSocietyofOregon.com

Watercolor Society of Oregon

Vol XXXVIII, No. 4

November 2016

WFWS 42 RIGHT AROUND THE CORNER



**WSO AND WFWS IN EUGENE
APRIL 7, 8 & 9, 2017**



By Ruth Armitage

It's time to make your plans now for the biggest watercolor event yet in the state of Oregon. The Watercolor Society

of Oregon is proud to welcome delegates, alternates, and guests to the 42nd Annual Western Federation of Watercolor Societies Exhibition. Preview some of the coming attractions on YouTube:

<https://www.youtube.com/watch?v=u11G8WM23qE&app=desktop> or Google the phrase: YouTube-First



Time in Oregon.

Both the WSO Spring Experimental Exhibition and the WFWS42 Exhibition will be presented by the Jordan Schnitzer Museum of Art on the University of Oregon campus and curated by Pennsylvania artist Jeannie McGuire, AWS.

Our home base for convention activities will be the recently remodeled Eugene Hilton. The location is convenient to downtown restaurants and shopping. The Hilton has undergone an extensive renovation, and they have a wonderful convention facility. You'll love the delicious plated banquet and evening entertainment.

Reserve your room now at the special discounted rate of \$124 per night plus tax. Rates will be honored for those attending the workshop.

See *Pour It On* - page 21



**Jeannie McGuire, AWS
will jury both the
WSO Spring Show and
the WFWS 42 Show**

JEANNIE MCGUIRE'S FIGURATIVE DESIGN WATERCOLOR WORKSHOP

By Ruth Armitage

Meet Jeannie McGuire. Ms. McGuire began her professional career with a degree in commercial graphic design and photography from the Art Institute of Pittsburgh. She spent twelve years with an international corporation, followed by a free-lance graphic design business, portrait and figurative commissions. Jeannie is also the co-founder of a co-op art gallery. She is now focused on her fine art, creating and composing paintings in a unique way.

McGuire's work has been recognized with many awards including the American Watercolor Society's 144th Gold Medal of Honor for her painting "Kenneth." She is a signature member

See *Workshop* - page 20

Watermark

Watermark is the newsletter of the Watercolor Society of Oregon and is published quarterly in February, May, August, and November.

WSO PRESIDENT:

Kathryn Damon-Dawson
82820 Siltcoos Station Road
Westlake, OR 97493

NEWSLETTER EDITOR:

Send articles and images that are of general interest to the WSO membership to the editor via email and file attachments. The due date for the February issue of Watermark is January 13, 2017.

Sue Anne Seckora
2750 SW 325th Ave
Hillsboro, OR 97123

NEWSLETTER DESIGN & ADVERTISING:

Send advertisements and payment to:
GRAPHICUS

Attn: Paul Bourgault
89467 Territorial Road
Elmira, OR 97437-9748

ROSTER CHANGES:

Mila Raphael
2311 SE 58th Avenue
Portland, OR 97215

NEW MEMBER INFORMATION:

Liz Walker
10992 NW Appellate Way
Portland, OR 97229-8815

Enclosed with this issue:

1. 2016 Fall Exhibition Catalog
2. New Member list
3. Roster Changes list
4. Awards Donor Form

Please contact Mila Raphael for any missing items.




Visit the WSO web site...

www.WatercolorSocietyofOregon.com

THE PRESIDENT'S MESSAGE

Greetings to WSO Members from the remote side of Siltcoos Lake and the Central Coast: In my first President's Message for the *Watermark* of the 2016-2017 term, I would particularly like to thank Rob Robinson, now Past-President, for preparing me for these duties this past year. I wish you and Stephanie beautiful hiking trails and beautiful paintings.



Kathryn Damon-Dawson

And a huge shout out goes to Tara Choate and Patty Stelz, Oregon City Co-Chairs and Anji Grainger, Convention Consultant, for bringing us Francesco Fontana all the way from Milan, Italy. He is our first international juror. As Vice President, it was my pleasure to assist him and see that he arrived on schedule during convention events.

WSO has been totally volunteer driven for 51 years. As the Past President of the 2015-2016 term, Linda Nye has been on a hero's journey filling upcoming vacancies with eager and sometimes hesitant members. And in this term Rob Robinson, as current Past President, will now assist members in finding their places within WSO.

New Vice President Beth Verheyden and Linda Nye have collaborated and created the thoughtful WSO Volunteer Survey for members to complete and return. Our membership is obviously full of artists; often though, our life-skills go unknown. Life-skills information will assist the Volunteer Coordinator to find compatible volunteers within WSO so that we can each become a part of the whole. Besides, you never know whom you will meet in service of WSO.

"Pour It On" reigns in the 2017 Spring Convention. The "dream team" with Convention Co-Chairs Ruth Armitage and Margaret Godfrey are on top of their game coordinating the WSO and WFWS Convention and Exhibitions with Juror Jeannie McGuire. Serendipity showed its hand this past summer while visiting my sister in Portland, Maine. When I walked into a gallery I discovered three Jeannie McGuire originals on the walls. Wow! I hope I get into her workshop!

I truly look forward this year to being your President and serving you with the WSO Board. And I also look forward to meeting you at future committee meetings and conventions. Thank you for this opportunity.

Please let me know if you have any suggestions to make WSO an even better watercolor society.

Kathryn Damon-Dawson, *WSO President*

PAST PRESIDENT'S MESSAGE



Rob Robinson

A benefit of my term as WSO President has been spending time with our jurors and workshop teachers, Ratindra Das, Kathleen Conover, and Francesco Fontana. Each Juror was very impressed with the amazing things we have accomplished at WSO with an all-volunteer group of people.

It is an honor to be a member of such an accomplished organization made up of such a wonderful group of people. There are too many people, who do all sorts of jobs that keep WSO rolling, to thank individually. So Thank You to ALL of our volunteer members!

Now I am looking forward to being the Volunteer Coordinator for the coming year. If you are looking for something fun to do and a way to get to know other members, I am the person to contact.

Rob Robinson, *WSO Past President*

BOARD ACTION



By Jayne Ferlitsch,
Secretary

President Rob Robinson called the board meeting to order on October 7, 2016 at 6:05 pm at the Pioneer Center in Oregon City. Ten board members and 16 committee members were present.

Kathryn Damon-Dawson made a motion to accept the past minutes as corrected. Linda Nye seconded. Motion passed. The \$10 increase in dues for both Active and Subscriber members was done via an email vote of the Board on July 14, 2016.

One of the ways WSO has saved money this year is by having members transport the Traveling Show instead of using UPS. Anji Grainger made a motion to reimburse members at the current

federal IRS Mileage rate when transporting the Traveling Show between galleries. Jenny Armitage seconded and the motion passed.

Jayne Ferlitsch moved to change the Convention Refund Policy to state that refunds are made only if a reservation is cancelled within 10 days after the closing date of online registration or in the event of serious illness, accident, or death in the family. After consideration, it was decided 10 days was still too long so the Board amended the motion changing the policy to state: "Refunds are made only if a reservation is cancelled within 5 days after the closing date of online registration." Anji Grainger seconded. Motion passed. This change was made in order to assist Convention Chairs



The board meeting was held just across the hall from the Meet & Greet at Pioneer Center.

in securing stable numbers for planning purposes.

The proposed budget presented by Treasurer Peg Patterson was approved. Her goal is to balance income with expenses. As of today, we are looking at a \$5000 deficit. The Finance Council will present a proposal to increase income and decrease expenses at the January board meeting.

Meeting was adjourned at 8 pm.



IN THIS ISSUE

President's Message	2
Past President's Message	2
Board Action	3
New Board Members Elected	3
Volunteers Needed to Convert	
Slides to Digital	4
Treasurer Position Filled	4
WSO Financial Future	4
Membership Dues	5
New 100 Club Board	5
Proposed Holiday Bazaar	6
Ruth's Gold Beach Workshop	6
Follow The Color Trail, Recap	7-16
Francesco Fontana Worksho	16-17
Merit Awards	18
Looking Ahead	18
Volunteers for Traveling Show	18
Traveling Show Report	19
Exhibition Schedule	19
Jeannie McGuire Workshop	1, 20-21
Spring 2017, Pour It On	1, 21-23
WSO/WFWS, Getting Ready	23-24
New Members 2016	24
Kudos	25
Video Rental Report	26-27

ELECTED WSO BOARD MEMBERS

By Linda Nye

At the Sunday October 9, 2016 WSO Business Meeting the following members were elected to serve on the WSO Board. A tidbit of interesting trivia is included with each person.

President: Kathryn Damon-Dawson

Kathryn is a birder. She watches birds, bird behavior, habitats, nesting, and migration; plus she learns bird songs and calls.

Vice President: Beth Verheyden

Beth grew up on a 500 acre working farm in Brownsville. She has worked as a paralegal at two legal firms in Salem.

Past President: Rob Robinson

Rob spent 35 years in remote sensing and cartography — one



L to R: Amanda James, Beth Verheyden, Peg Patterson, Rob Robinson, Kathryn Damon-Dawson and Paul Bourgault

field visual and the other very graphic, and both tie into his artwork. He takes about 10,000 photos a year!

Secretary: Amanda James

Amanda loves to cook and garden.

Treasurer: Peg Patterson

Peg loves to hike to waterfalls. She also plays the piano.

Administrative Council Chairperson: Tupper Malone

Tupper takes great joy in designing the landscape in her garden and seeing the gradual transformation take place. This is
(continued on next page)

a form of meditation that revives and inspires her.

Membership Council Chairperson: Mila Raphael

Mila loves traveling to explore new places. She likes the challenge of going to unique places.

Publications Council Chairperson: Paul Bourgault

Paul's favorite paint venue is plein air. He also likes to golf and fish.

A huge **THANK YOU** to each of these willing volunteers!!



VOLUNTEERS NEEDED TO CONVERT SLIDES OF PAINTINGS TO DIGITAL IMAGES



By Tupper Malone

WSO has a rich history of exhibiting the finest artwork. Beginning in 1985 the exhibi-

tions have been documented with slides. But in this hi-tech age, updating is in order. Tupper Malone is heading a special project to convert the slides to digital images and rename the images with the artist and painting names.

Because this assignment is too great for just one person to accomplish, we are asking for volunteers to assist with the slide conversion. The work may be done in the volunteer's home on their own schedule; although we would like them to accomplish their part of converting one year's slides within a two-week time period. It takes about 3-4 hours to convert and rename the 160 slides for one year to digital images. In the process, the volunteer will get to view some amazing watercolor paintings from past exhibitions.

If you would like to help with this project you will need to have a

working computer knowledge of creating folders, transferring files, renaming .jpg files, and copying files to a CD, DVD, or thumb drive. Assistance in accomplishing these tasks will be provided as needed. There are nearly 2000 slides for 21 years of 1985 to 2006. In 2006 artists began providing digital images. Volunteers will coordinate their work with Tupper Malone who lives in the Portland Metro area. It would be helpful if volunteers lived in the Portland Metro area; however, if you are interested in helping but live outside Portland Metro, we still value your assistance.

If you would like to help with this special project please contact Tupper Malone.



2017 TREASURER POSITION FILLED... Leaves Vacancy on Budget & Finance Committee



By Peg Patterson

Moya Lehman has volunteered to be the Assistant Treasurer for the coming year and will be up for

election as WSO Treasurer in October of 2017. She has been serving on the Budget & Finance Committee since January 2016 but is stepping down from that position as she takes on the Assistant Treasurer position. Thank you, Moya!

We need someone to fill Moya's position. If you have budget/finance experience, or are a CPA or retired CPA, **we need you!** The committee meets only 2 times per year (January and June)

Please email Peg Patterson and let her know you are willing to help. Thank you!



ASSURING WSO'S FINANCIAL FUTURE

By Peg Patterson, Treasurer

WSO's annual Profit & Loss statements for the past 8 years show an average loss of \$4,688 per year! This trend must not continue if WSO is to survive financially.

The WSO Board approved the Budget & Finance Committee's recommendation to reduce the 2016 budget deficit of \$16,000 by increasing 2017 dues and reducing shipping expenses for the Traveling Show. The Board also approved the proposed 2017 Budget on October 7, 2016 with a \$5,200 deficit.

As Treasurer, it is my goal to help WSO become fiscally healthy by achieving a balanced budget. The dues increase for 2017 will help but will not get us out of the red. The bottom line (no surprise) is that either we cut additional costs or find ways to increase our annual income.

Convention income and expenses are not part of the general annual budget for WSO. Each convention has its own budget and each Convention Chair is responsible for ensuring that projected income will cover projected expenses. The Board concurred that it doesn't want to burden Convention Chairs with making a profit. Convention profit, if any, does add income to the annual income for WSO. Despite convention profits over the last 8 years, annual deficits have prevailed.

WE NEED YOUR IDEAS!

The Budget & Finance Committee is looking for member input on ways we can increase income and/or decrease expenses. Please email your ideas and possible ways to implement them to me no later than December 30, 2016.

The Budget & Finance Committee will be meeting in early January to discuss all ideas. Thank you for participating!



DO NOT MISS OUT – PAY YOUR DUES

By Mila Raphael

If you have already paid your 2017 Membership dues – THANK YOU!!!

If you have not already paid your membership dues for 2017 please do it today so you do not forget. You do not want to miss out on receiving a single issue of the *Watermark*, the beautiful Exhibition Catalogs or the essential-to-have 2017 Membership Roster.

A handy mailing envelope was included in your August *Watermark* that you can use to mail your dues. Otherwise, you can easily pay online at www.watercolorssocietyoforegon.com. No passwords or logins are needed. Simply click on “membership” and choose “renew your membership.” This takes you to the page where you select the type of membership that applies to you, either **Active** or **Subscriber**. An easy form appears for you to fill out, and you may pay either by Pay Pal or credit card. Fill out the form with the information that you want to be in the Roster. Please use the email address that you want in the Roster.

If you prefer to pay your dues with a check (this avoids Pay Pal fees to WSO), send a check made out to **WSO** (\$50 for Active, \$35 for Subscriber) to: Mila Raphael, WSO Membership, 2311 SE 58th Ave., Portland, OR 97215. If you have changes for the Roster, please include them with your check.

Your dues must be paid by December 31, 2016 for your name to be included in the new 2017 Roster. If your payment is received after December 31, 2016 a late fee of \$10 will be added to the dues total.

Please contact me if you have any questions.

Mila Raphael, Membership Council



NEW WSO100CLUB BOARD INSTALLED



By Geoff McCormack

A new WSO100Club Board of Directors was installed October 8 at the 2016 Fall Convention in Oregon City. New officers include: President, Geoffrey McCormack; Treasurer (vacant); Secretary, Kay Gifford. The new Directors are, Kathryn Damon-Dawson, WSO President; Sandy Evans, WSO Awards Chair; and Chris Keylock-Williams, Director At Large.

Please consider joining us if you are interested and qualified to be the WSO100Club Treasurer by contacting Geoff McCormack or Past President Rob Robinson.

We are very fortunate and proud that the WSO100Club continues to be the backbone of our Show Awards. Since its establishment in 1984, our Endowment Fund has allowed WSO to honor its prizewinners with something more than a ribbon. For well over 30 years the Endowment Fund has been expertly managed by Jim Williams, Chris Keylock Williams' husband. When Jim became ill and Mickey Beutick-Warren was sitting as WSO100Club President, Albert Beutick assumed responsibility for the WSO100Club Endowment Fund. Under Albert's management the Endowment Fund continued to grow, safeguarding Education and Award monies for a long time to come. We all owe Jim and

Albert gratitude for their diligence and expertise. I also would like to thank Mickey for her valuable contributions and dedicated service for over four years as WSO100Club President. Aloha.

At the 2016 Fall Convention in Oregon City the WSO100Club contributed, for the fourth time, an impressive \$2,500 toward the awards' total. So where does this cash come from, you may ask? The WSO100Club Endowment Fund consists of two distinctly different funds: the Education Fund and the Awards Fund.

The money in the Education Fund is provided by WSO and a few other sources. The WSO Education Chair can request and receive \$2000 per year from this fund to be given to Member Critique Groups to assist in costs for workshops, seminars, etc. Any additional withdrawals require approval of the WSO Board.

It is \$100 donations from fellow WSO artists and many other benefactors that provide the money for the Awards Fund. This fund is self-propelling; only the generated interest is used for awards, leaving the principal intact at all times.

When you contribute \$100, you become a WSO100Club Patron for life. Your name will be listed in each of the WSO Award Catalogues. If you are already a 100Club member, you can consider donating again. You may contribute in the name of a grandchild, an influential art teacher, or perhaps a favorite artist. Andrew Wyeth or Pablo Picasso can be listed on the same page along with your name. Now that's getting close to immortal, and for only \$100.

Please join us. Go to the WSO website and click on “Membership” and then on “Forms” and fill out the online donation form for yourself or maybe for Winslow Homer (my favorite watercolorist) and send it in.

PROPOSED 2017 HOLIDAY BAZAAR



By Mojdeh Bahar

I am bouncing around a fund-raising idea for WSO, **WSO Holiday Bazaar 2017!** If there are enough people

who are interested I will put together a business proposal and offer it to the WSO Board for their approval. So, send me an email if you are interested in participating and let me know what you would like to make.

So far I have five people who are interested and that includes me. It would be great to have at least 40. I need to hear from you by December 15, 2016.

What creative things do you like to do that could help eliminate some of our financial deficit: Crafts, art, note cards, ornaments, little canvases, origami, knitting, quilting, or jewelry...? Let me know soon.



Lorraine Espinoza-Lowe sharing the story of her work.



Dauna Roberts shares her early dreams of travelling.

LIGHT BULB SPARKLES AT RUTH ARMITAGE'S WORKSHOP AT GOLD BEACH

By Pat Renner

Three days of encouragement and challenges culminated in dramatic breakthroughs and conclusions for the artists included in Ruth Armitage's "Creative Spark" workshop in Gold Beach. And, there was lots of fun along the way!

Deftly weaving the elements of design into her visual presentations, Ruth demonstrated techniques with which to develop sketches, photos, drawings, and failed paintings into finished work. She used a myriad of methods and materials; there was something to appeal to all participants. From gouache to

Gelli pads, we explored ways in which we can resolve pauses and hiccups in our work. Ruth's gentle method of asking inquiring questions elicited responses from her students to help that famous light bulb sparkle. And the final Show and Tell proved the validity of personal discovery that led to satisfaction with our results.

Our workshop by the beach, during glorious September weather, was coordinated by Alexandra Eyer and Pat Renner and sponsored by the WSO100Club Education Fund, the Curry County Cultural Coalition, and Curry Arts.



Ruth demonstrates a Gelli pad technique.



Gloria Sevey amasses her media.




Jane Schmaltz creates a collage.



FOLLOW THE COLOR TRAIL

WRAPPING UP THE END OF THE COLOR TRAIL



By Tara Choate

As I sit down to write a "show recap" I'm not sure where to start. Maybe a few numbers can give you an idea of what was involved: 2 1/2 years of planning, 6 convention locations, 19 breakout and paint out sessions, 25 workshop attendees, 77 thank-you notes, 80 paintings, 20.47 extra miles walked in a convention week by one convention chair, 232 registrations of 176 members and 56 guests, and 1682 emails. But numbers just can't tell the story of what it means to "Follow the Color

Trail." It's more than just the members who attended, the teachers that lectured, and the places we saw.

A convention, at its best, is about the connections we make. It's about two paint out participants finding out they're both passionate about painting plein air; about being the friend to soothe a fellow member's spirit after a critique that was a little too harsh; about listening to the excited ideas flow after playing with collage techniques in a class. I saw some of those things happen. And my hope is that they happened many more times that I didn't see.

For a more in depth recap, I've asked several people to give you their take on the events they participated in.

For my part, just know that WSO is the best, and I'm proud to have had my small part in its success.

THE CHOICES FOR BREAKOUT SESSIONS WERE FABULOUS!

Winning Awards with Strong Paintings & Values with Harold Walkup

By Harold Walkup

Harold began his presentation with a pictorial review of his year in Valencia, Spain. He included the paintings that he had done, which were inspired by the places he visited and the local artists he met along the journey.

The question of the hour: What makes a painting an award winner? Harold stated that an artist is able to catch the eye of a juror



through strong contrast of value, texture, movement, and color. An artist has to present a juror with



Harold presented a pictorial review of his year in Valencia, Spain.

something he or she has not seen before, an unusual viewpoint, subject, or composition. Once these have been worked out, strong value will provide the key to getting into a show and winning an award.

Hashtag 101 with Elizabeth Zimmerman

By Diana Nadal

Elizabeth Zimmerman presented how social media can give artists better exposure for their art and expand their network audience.



Since there were just a few of us in her class we had plenty of opportunities to ask Elizabeth questions. She sure knows how to use social media, and I recommend taking a class from her. She has found ways to make posting in social media not such a "black sink hole."

She focused most of her talk on using Instagram. Most of us didn't know that images uploaded to Instagram can only come from your smart phone, whereas you can load text, images, and videos to Facebook from any device. We

(continued on next page)

also talked quite a bit about using hashtags. We learned that you have to string words together without any breaks.

You can check out #WatercolorSocietyofOregon; Elizabeth has posted some photos from the convention.

Thanks, Elizabeth.

Historic Homes Walking Tour

By Sandra Pearce

Local resident Denyse McGriff has an undergraduate degree in history and a passion for historical preservation. Fascinated tour participants eagerly followed Denyse on an easy walk around the McLoughlin Historic District photographing Queen Anne and Colonial homes as well as Arts & Crafts bungalows, to name a few. All the while we learned the stories of current, past, and original homeowners from our guide. The buildings we viewed dated between 1845 and 1925, and most were true to their original design. We only saw a fraction of the homes in the district, let alone the rest of Oregon City—the oldest incorporated city west of Missouri. (Astoria was a privately owned town and incorporated later). If you are a history buff or admire architecture with style, this is the town for you!



Joehnke House is a 1913 Colonial at 410 Jefferson Street.

Painting Historic Homes with Jenny Armitage

By Catherine Cramer

After the Oregon City Historic Homes Walking Tour on Friday afternoon, Jenny Armitage showed us how to obtain strong values, colors, and a sense of light when painting houses or other architectural elements and cityscapes. She shared her methods for creating a thoughtful composition and building a painting using successive masking and color pouring techniques, followed by final brushwork.

Jenny demonstrated painting in successive layers by mixing and pouring color washes over areas of the composition, tilting the paper and letting color flow while protecting selected areas with masking fluid. Fun and easy method! You have all the usual uncontrolled circumstances as the colors flow around and plenty of creative license. So why pour? "It forces you to plan your painting so that you get bold shapes and colors, and very distinct values," says Jenny. Jenny is an excellent instructor; she not only showed us how to mask and pour, but also how to plan a painting starting with your reference photo and

using digital methods to analyze values and make design choices. An inspiring and informative session!



Jenny demonstrated using successive masking and color pouring techniques.

Paint a Pioneer

By Jayne Ferlitsch

What a treat to have Alexandra Eyer show us how she approaches painting the figure! She starts with chaos and tries to bring the mess under control. She finds a "story" she wants to present. The story she presented for her demo was "Lucious Lips." A tip to remember is that the upper lip is always darker than the lower. Our scheduled model failed to show up, so Angela, the wonderful Pioneer Community Center Building Attendant, donned a bonnet and posed for us for two hours. She said she can now check off "model" from her bucket list.



Robin Berry's painting was such a masterpiece model Angela asked to buy it!

Working in Series: Why and How with Margaret Godfrey and Kathy Tiger



By Geoff McCormack
Margaret Godfrey
and Kathy Tiger's
*Working in Series:
Why and How* was a
conversation

between the two artists. They began with quotes from several painters on their idea of what a series is. Ruth Armitage contributed my favorite: "To me, working in a series means tackling an idea that has enough depth that I can explore the possibilities in many paintings. Each painting is related by the over-reaching subject, but the individual works express different facets."

Margaret and Kathy loosely defined working in a series to be a personal set of parameters that give direction and focus for creating a coherent body of work. Then they projected images of their own series as examples of sources of inspiration and the parameters that guided them in their choices of subject, concept, material, and technique until the completion of the work.

Margaret's life spent out-of-doors on the Rogue and McKenzie Rivers was her primary inspiration for creativity. Her *Heron Series* sprung from rafting the rivers. The *River Series* includes the elements of the rivers: wildlife, landscape, history, and water. Then the *Heron Series* morphed comfortably into an investigation of the salmon, spawning the *Life Cycle Series*. Margaret's series showed how each piece in a series can develop the communication of a deepening concept because of the work that had been done previously. Working in series brings the ultimate advantage of inspiration springing from the work.

Kathy's inspiration for her "Life in a Cemetery" series was more personal. She told of traveling to the family graveyard with her



You can bet that WSO members had as much fun at Kathy Tiger and Margaret Godfrey's presentation as those two did at the Banquet.

elderly father and photographing her father pensively viewing the burial ground. When she returned home she walked to a favorite quiet place, the nearby Pioneer Graveyard. Inspired by these experiences Kathy visualized her

Falls, Rivers, and Streams with Suzi Blaisdell and Diane York

By Judy Nigh and Mary Elle

Fun, fast, and loose describes this "paint along" led by Diane York and Suzi Blaisdell. Diane and Suzi presented two approaches to creating waterfalls, rivers, and



Suzi demonstrates how to make lively waterfalls and dynamic streams using only a spray bottle.

father's photo combined with the Pioneer Graveyard. What I thought would be a series on graveyards took on greater depth as we viewed her portfolio with Kathy's voiceover. Her story was much more than any one painting could express. The flowers left behind, a carved rose in marble, the native bough of quince draped over a grave marker, told the narrative of loss, love and recovery. Working in series can bring depth to the visual expression of an idea or emotion.

Working in Series by Margaret Godfrey and Kathy Tiger was one of the best breakout sessions I have attended. If they do it again, I recommend that you take it!

streams in their shared breakout session. Diane, known as the Yupo Queen, demoed her techniques of painting streams in watercolor on Yupo paper. Then participants attempted to create their own streams on the slippery stuff. Suzi is a wizard when it comes to using a spray bottle. Soon, she had the rest of us forming lovely, lively waterfalls and dynamic streams using only a spray bottle to move color across the paper. We all came away with some new ideas and inspiration.



*Experience the
Excellence of
Hand-Crafted
Colors*

Handmade with the most beautiful pigments available and a touch of natural honey to keep your colors smooth flowing and moist.

M. Graham

M. GRAHAM & Co
West Linn, Oregon
www.mgraham.com



Round Robin LtoR: Sharon Rackham King, Rene Eisenbart, LaVonne Tarbox-Crone, Beth Verheyden, Charlotte Peterson, and Linda Rothchild-Ollis

Canemah Photo Hike with Bob Bresky



Five WSO members and Bob met at the Canemah trail head.

Composition Round Robin

By Sue Parman

Composition Round Robin with Rene Eisenbart, Charlotte Peterson, Sharon Rackham King, Linda Rothchild-Ollis, LaVonne Tarbox-Crone, and Beth Verheyden was fast, furious, and packed with information. Sharon rang a Swiss cowbell (shown in photo) to keep us moving through our artistic "speed dating." Instructors used slides, handouts, cut-and-paste, tracing paper, and other devices to illustrate key principles of composition and design. Exhausted but exhilarated, the participants recommended offering this session in all future WSO Conventions.

Falling Water Paint Out with Sandra Pearce

By Pat Farr

Saturday morning, nine of us gathered around Sandra Pearce for instructions and a demonstration

of painting falling water. We met on the promenade near the VFW hall overlooking the Willamette River, the old mills, and the spectacular falls. Also joining us were runners, neighborhood dogs, and flocks of overhead geese. Though the weather was foggy and a little chilly, we had a beautiful view, especially when the sun broke through. This location is a hidden gem.

Sandra shared with us bits of wisdom: falling water shades itself, painting the top of one water feature is also the bottom of another. Her special quote of wisdom is, "Don't be a slave to the subject, if the paint wants to do something else – let it!"

There is a special treat; Brooks Hickerson produced a video of the demonstration. Please see <http://pleinairbrooks.org> and look for Pearce Falling Water Video.

This was a wonderful experience with Sandra!



The trails offer a unique look at native vegetation.

By Jennie Chen

On a quiet, cool Fall Saturday morning a group of us ventured to the Canemah Bluff Nature Park with our guide Robert Bresky. Starting at the Canemah Neighborhood Children's park we "followed the color trail" to explore this natural habitat under an autumn canopy, listening to the birds and leaves rustling.

We also learned more about the history of Oregon City. Bob told us stories about the two local paper mills and the locks, which he has written about in detail in a soon to be published book. Did you know that the Oregon City Bridge is the only Oregon bridge to be encased in gunite, which protects its steel frame from corrosive sulfur dioxide fumes from the paper mills south of the bridge? All but one of the paper mills has closed, but you can still see some of the old buildings surrounded by trees to provide artistic inspiration.




Sandra Pearce provided excellent instructions and demonstrations of how to paint falling water.



Leslie Cheney-Parr's drawing of a scene in Port Dinan, France, demonstrates a very challenging perspective.



Paint maker Art Graham



Doug doing his wet-on-wet demonstration.

Perspective: A Point of View with Leslie Cheney-Parr

By Linda Nye

It was a pleasure and a privilege to have Leslie Cheney-Parr talk with us about perspective. Much was learned from Leslie's very well organized handout, white board illustrations, and participant hands-on exercises. She began by presenting the history of perspective in art. This dated clear back to 3200 B.C.

One of the two activities was using a horizon line, vanishing points, and orthogonals (lines radiating from the vanishing point). Leslie demonstrated how to apply this to sketching outdoors i.e. fence posts, trees, and buildings with windows. The second activity was using a wonky tic-tac-toe type grid to aid in drawing a simple object in a more interesting way. This fun exercise resulted in participants creating very interestingly shaped coffee cups, etc. I did not do very well with this new challenge. However, I did get some great exciting ideas for making my pear paintings more interesting!

Thank you, Leslie, for sharing so much interesting information about perspective plus encouraging us to try your activities which made us think of new ways to present our art.

Fine Art Gouache with Art Graham

By Sarah Bouwsma

A happy group of attendees paid close attention as Art Graham explained that gouache is an opaque watercolor that should be applied full-bodied like acrylic or oil paint. He explained the process of making gouache and some of its history.

There are two main types of gouache available: Designer and Artist gouache. Designer gouache is not permanent. M. Graham Artist gouache uses the same permanent, lightfast pigments as in transparent watercolor. We learned that we can increase resolubility of M. Graham gouache by adding a teaspoon of honey to four ounces of water, and using this to thin the gouache. We also learned how to make egg tempera using gouache.

Art Graham explained that watercolorists are starting to use gouache more. If you add an opaque passage along with transparent watercolor, the gouache jumps out visually due to the contrast between the two.

After this informative lecture Art encouraged our many questions. With free samples of paint that he passed around, we left ready to experiment.

See Art's ad on page 9

Doug Davies' "Working Wet into Wet"

By Barbara Folawn

Doug Davies' "Working Wet into Wet" inspired participants to loosen up and be creative with color. For his demonstration Doug chose a boat harbor on a misty morning, suggested by a palette of neutral colors. With a limited pencil sketch he captured the essential structures of the fishing boats. Then he laid on a thin light wash in both warm and cool tones using a large synthetic flat brush. His second wash was heavier as he carefully painted around the saved white areas, letting his pencil marks show through. Throughout the demo Doug continually analyzed the values and gradually built up the darker values, placing less emphasis on color. Then he did some negative painting and lifted some of the darks to suggest the masts of nearby fishing boats. For the finishing touches Doug used a small brush and added a bit of acrylic paint for highlights or dark accents. Like magic these beautiful final touches helped focus the viewer's eye to the most important areas of the painting.

Doug inspired and encouraged us, and reminded us that for every successful painting, he had several more that he wasn't satisfied with but learned wet into wet through experimentation.

As usual there were two juror critiques where members got to hear from Francesco why a painting didn't make the cut.



In the morning and again in the afternoon large groups of WSO members gathered to hear Francesco Fontana's critiques.

The Artists' Reception was held at the Pauling Gallery.



Members and guests arrive at the Pauling Gallery at Clackamas Community College to see the exhibition and find out who the award winners are.



The Exhibition was well presented and attended.

Video librarian Mojdeh Bahar, "Hash Tag 101" presenter Elizabeth Zimmerman, and our new WSO President Kathryn Damon-Dawson enjoying the exhibition.



Sue Anne Seckora and award winner Julie Shirley and Rick Moulton pose for a photo.



A talented duo provided pleasant music for the event.

The Awards Banquet was held at the Museum of the Oregon Territory.



Stephanie Low and Past President Rob Robinson



WSO President Kathryn with husband Rand Dawson and Manfred Stelz who is Patty Stelz's husband



Leslie Cheney-Parr and Sarah Bouwsma smile for the camera.



Our WFS delegate Margaret Godfrey shares a table with Ruth Armitage and her husband Marc.



Jayne Ferlitsch, Jim Powers, and Sharon Rackham King



Charlotte Peterson, Linda Boutacoff, Kathy Tiger and a little bit of Margaret Godfrey



Kim Ellen Smith receives her 5th Place Award from Rob Robinson.



Rob Robinson, Francesco, and Awards Chair Sandy Evans announce and present the awards.



Judy and Harold Walkup, who had just received the Celestial Merit Award (over 100 points!)



Leslie Cheney-Parr, Sarah Bouwsma, and Mary Burgess



Always a good time with the fun Roseburg girls!




Mary Burgess and Helen Brown sharing a table at the Banquet.



Julie Shirley, Janice Payne Holmes, and Kathryn Damon-Dawson each scored one of those beautiful floral centerpieces at the end of the banquet.

At Sunday's Business Meeting...



Peg Patterson talked about the need to rein in our expenses or increase our revenue to stay within our annual budget.



Elizabeth Zimmerman and Mojdeh Bahar gave us a teaser presentation of the 2017 Fall Convention to be held in Troutdale.

As usual there was much on the agenda for the Business Meeting plus the fun part...giving away lots of door prizes to the members who attended.

This issue of the *Watermark* is large on content, but we could have used more pictures of the Social Hour, Banquet, and the Sunday Demo. We are always grateful to those who take and email pictures from the conventions to use in the *Watermark*. We missed Linda Hoffman Snodgrass; she is always our champion picture taker but was not able to be at this convention.

Thank You All, Paul Bourgault and Sue Aonne Seckora



Your purchases support
UO students, faculty and staff.

The Duck Store

Local. Independent.

Oregon's largest art supply store
south of Portland.

OPEN DAILY | 895 E. 13th Ave
Eugene, OR 97403

THE DUCK STORE


541.346.4331 • UODuckStore.com

2016 OREGON CITY FALL CONVENTION

THANK YOU!

By Tara Choate

It started with 43 Thank-You notes. That covered the Breakout and Paint Out instructors and other known helpers. But as more and more people pitched in, it wasn't long before I had to open a third pack of Thank-You cards, making 75 purchased.



The words "thank you" seem so insufficient to cover the enormity of the tasks people accomplished. Some of these people, like Del Moore, aren't even painters; they just pitched in. Not only did he cover our audio and visual needs, he hauled things around, and even returned equipment on Monday morning. Dorothy had better watch out; given half a chance, I just might steal Del.

Then there are other people like my co-chair, Patty Steltz; when I realized I had booked the wrong size room for the Sunday morning Business Meeting and Demo she helped me keep calm while we came up with a solution. And then when I wasn't able to be at the banquet on Saturday evening she pulled off a SMASHING reception and Awards Banquet! Like it was a normal thing to do.

Don't get me started on the Hospitality/Check-In committee. Mary Kitzerow and Michele Thoensen knocked it out of the park, recruiting a team of volunteers who quickly and patiently got everyone's needs sorted out, even when I changed things around.

In the end I have an Excel spreadsheet with more than 77 names and 13 places or organizations to thank. I know I've missed someone, but please know that you are

VERY MUCH APPRECIATED.



What a great turnout for Francesco's workshop!

Francesco Fontana Workshop Challenged to Complete a Painting in Fewer Strokes

By Anji Grainger

What an amazing 2016 Fall Convention Workshop we had with Francesco Fontana! Francesco took us through a series of exercises designed to teach us how to be more expressive in our work with fewer brush strokes. On the first day of the workshop he asked us to bring an image that we wanted to paint. Then he had us put them on the table; our assignment was to pick someone else's photo and make a painting with it—very interesting experience.



As we worked our way through the week we discussed composition, elements of design, and using less colors. Here's a brief synopsis of the 5-day workshop:

- Day 1—"It's all about value."
- Day 2—We developed dominant, sub-dominant, and accent values in our paintings. We chose an image and then changed something about it, i.e. the orientation, composition, or color.
- Day 3—We discussed complementary colors and adding a

third color to go with the compliments and then added that to our lesson in value.

- Day 4—We worked with fewer brush strokes and focused on the benefits of simplifying composition and design.
- Day 5—On the last day of the workshop Francesco Fontana challenged us to complete a painting in less than 100-150 brush strokes. The painting shown on the next page was completed in about 140 strokes.

Many, many thanks to Francesco for a wonderful learning experience!



Francesco sharing his secrets with the class.



Francesco 1 on 1 with Pat Farr



A beautiful 140 stroke painting by Anji Grainger



Sue Parman and Cathy Cramer hard at work.



Sharron Herinckx working on the day's assignment.



Anji Grainger telling Francesco a thing or two.



*Lois Ann and Barbara Fowlan
focused on their work.*

MERIT AWARDS

By Jenny Armitage

Challenge yourself to earn Merit Award points! You qualify to enter the program when you have accumulated ten points.

Download a copy of the Merit Award point list from the WSO website or pick up a copy at the next convention. Fill it out with a record of your ten points and send the list to me at

jennycarmitage@gmail.com. I'll keep track of your points from then on.

"Best of Show" earns 5 points. You will earn a total of four points for a 2nd, 3rd or 4th Place Award, a total of three points for all other award winning paintings, and one point for paintings that got into a show but did not win an award. You will receive recognition at conventions as you reach each

level and a beautiful WSO logo pin at 25 points (Platinum Level, a silver pin) and at 50 points (Diamond Level, a gold pin).

Congratulations to our Merit Award recipients at the 2016 Fall Convention in Oregon City.

Celestial Award (over 100 points)

Harold Walkup

Diamond Award (50-74 points)

Lane Hall

Gold Award (20-24 points)

Suzi Blaisdell

Mila Raphael

Joneile Emery

Julie Shirley

Silver Award (15-19 points)

Carol Putnam

Bronze (10-14 points)

M Michele Thorpe

VOLUNTEERS NEEDED FOR THE TRAVELING SHOW

By John Mohnney

As many of you know the WSO budget has been running a deficit for several years now. Recently the WSO Board has been looking at ways of reducing expenses. One of the biggest costs is shipping the Traveling Show. The last full year that we used commercial shipping it cost WSO \$8300. In an effort to reduce this cost we are asking for volunteers to help in moving the crates between galleries.

If you live near a gallery that is hosting the show, please consider picking it up and taking it to the next venue. Each time this is done it will save WSO \$500-\$800 or more depending on the distance involved. Check the Exhibition Schedule for the Traveling Show in each issue of the *Watermark* to see the list of future galleries.

The host gallery will pack up each show, and all that is necessary for you to do is to help load the crates into your vehicle, which most galleries will help with, and then drive to the next location. The four crates are large, 44-inches high, 45-inches long and 14-inches wide. Your vehicle must be large enough to handle those dimensions. A minivan or larger vehicle will work. Pickup trucks would also be ok since the cases are waterproof.

The WSO Board has voted to reimburse drivers at the IRS Mileage Rate, which currently is 54 cents per mile. If you are interested in helping to transport the Traveling Show, please contact John Mohnney. Any help you can give will help bring down WSO expenses.

Thank you.

LOOKING AHEAD

Upcoming WSO Conventions

WSO Spring 2017:

Eugene & WFWS Combined

Juror: Jeannie McGuire

www.jeanniemcguire.com

Workshop: March 27-31

Convention: April 7-9

Convention Chairs:

Ruth Armitage

Margaret Godfrey

Fall 2017: **Gresham/Troutdale**

Juror: Paul Jackson

www.pauljackson.com

Convention: October 6-8

Workshop: October 9-13

Convention Chairs:

Mike Hill

Elizabeth Zimmerman

Mojdeh Bahar

Spring 2018: **Florence**

Juror: Fran Larsen

Convention: April 6-8

Workshop: April 9-13

Convention Chairs:

Kathryn Damon-Dawson

Fall 2018: **Location Needed**

Juror: Frank Francese

www.ffrancese.com

Convention: October 5-7

Workshop: October 8-12

Convention Chairs: **Needed**

Spring 2019: **Location Needed**

Juror: Jane Davies

www.janedaviesstudios.com

Convention: April 5-7

Workshop: April 8-12

Convention Chairs: **Needed**

Fall 2019: **Bend or Sisters**

Juror: Joyce Hicks

www.jhicksfineart.com

Convention: October 4-6

Workshop: October 7-11

Convention Chairs: **Needed**

If you would like to help Chair a WSO

Convention in your community please contact

Anji Grainger.

Western Federation of Watercolor Societies

2017

Host: Watercolor Society of Oregon

Location: Eugene, Oregon

2018

Host: Southern Arizona Watercolor Guild

Location: Tucson, Arizona

2019

Host: San Diego Watercolor Society

Location: San Diego, California



THE END IS JUST THE BEGINNING

By Doug Davies



The 2016 Fall Convention took place in early October in Oregon City. In the breakout and paint out sessions convention attendees explored and painted the historic charm and natural beauty of Oregon City. The Fall Convention featured Juror and Workshop Instructor Francesco Fontana. Mr. Fontana is an international artist who is well versed in many media, including oil, acrylic, dry media, and watercolor. He was faced with the daunting challenge of selecting 80 paintings from over 300 original submitted entries for the 2016 Fall Watercolor Exhibition as well as selecting the 20 award-winning paintings. Mr. Fontana was up to the challenge; after its stay at the Pauling Gallery at the Clackamas Community College, which closes November 28, 2016, the 20 award-winning paintings will take to the road to Ashland, Troutdale, Albany, and to their final destination in Eugene at the 2017 Spring Convention.

The Spring Convention is unique in that it will be held in conjunction with the Western Federation of Watercolor Societies. The Watercolor Society of Oregon and the Jordan Schnitzer Museum of Art, in Eugene, Oregon, will host both the WSO Spring Experimental Exhibition and the WFWS42 Exhibition. The Exhibitions will run from April 8 through June 20, 2017. Once released from the Spring Show the WSO award-winning paintings will travel down the road to Salem and the Elsinore Gallery for the month of July before heading to Concordia University in north Portland. The show will enjoy an extended stay and exposure at Concordia from August through September before heading to the 2017 Fall Convention in Troutdale.

If you happen to be in the area please stop in and introduce yourself to the hosting galleries. They always appreciate the support and relish the added insight to the Traveling Show that members can provide. The exposure that the Watercolor Society of Oregon and its participating

artists receive through the Traveling Show is invaluable to those involved.

I hope that you all will continue to paint and grow as artists and share your talents with the rest of Oregon by participating in the conventions and traveling shows. *Good luck!*

EXHIBITION SCHEDULE

51st Fall 2016 Watercolor Exhibition, Oregon City

Juror: Francesco Fontana

October 7-November 28, 2016

Pauling Gallery

Clackamas Community College
19600 Molalla Avenue
Oregon City, Oregon 97045

November 30-December 31, 2016

Art and Soul Gallery

247 East Main Street
Ashland, Oregon 97520
Lynda Hoffman-Snodgrass
artandsoulgallery.com

Tues -Sat 10 am-6 pm

Sunday 12 pm-4 pm

40% Commission

January 4-February 28, 2017

Infusion Gallery

305 E Columbia River Hwy
Troutdale, Oregon 97060
Parris Foley

<http://www.alsoweb.org/infusion-gallery/>

Tues-Fri 10 am-5 pm, Sat 12 pm-5 pm

Sunday by appointment

40% Commission

March 1-March 31, 2017

Albany Public Library

2540 14 Avenue SE,
Albany, OR 97322

Exhibit Coordinator: LaRee

Dominguez, 541-791-0112

Mon-Wed 10 am-8 pm, Thu, Fri 10

am-6 pm, Sat, Sun 1 pm-5 pm

52nd Spring 2017 Experimental Exhibition, Eugene

Juror: Jeannie McGuire

April 7-June 20, 2017

Jordan Schnitzer Museum of Art
University of Oregon

1430 Johnson Lane

Eugene, OR 97403

541-346-3027

jsma.uoregon.edu for admission fees,

map and more information

Questions: Ruth Armitage,

503-723-6845 or

Margaret Godfrey, 541-912-3400

Wed 11 am-8 pm

Thurs-Sun 11 am-5 pm

40% Commission

July 8-29, 2017

Elsinore Fine Art Gallery

444 Ferry St SE, Salem, OR 97301

Brent Allen, 503-581-4642

Mon-Fri 9 am-6 pm, Sat 10 am-5 pm

40% Commission

August-September

Opening Date TBD-Closing Date
TBD

Concordia University

FWJ Sylwester Library

2800 NE Liberty Street

Portland, OR 97211

Linda Church, Director of Art &

Culture Program

503-493-6370


lchurch@cu-portland.edu

Mon-Thurs 7 am-1 am, Fri 7 am-10
pm, Sat 7:30 am-10 pm, Sun 12 pm-
1 am

Note: Please see the calendar for
closure and special hours
notifications

30% Commission

For questions and or suggestions
of future venues for the Traveling
Show please contact Doug Davies.

Workshop - continued from front page

of the American Watercolor Society, the Pittsburgh Watercolor Society, and other select small groups.

Jeannie's strong figurative works in the watercolor medium invoke individual interpretation, communicating a story or feeling. Her work is impressionistic in nature with an identifiable subject versus a traditional portrait. Inspirations for her paintings come from her own photography, acquired snap shots, client and family photos, and life drawings.

You can see more of her paintings, workshop schedule, and exhibitions at www.jeanniemcguire.com.

In Jeannie's **Figurative Design Watercolor Workshop** she shares many aspects of her art through versatile projects and extended experimentation. As a student you are encouraged to be inspired by the instructor's approach; to imagine the story, character, and persona of the people in your reference photos. Jeannie's goal is to help you find your own unique signature/style or improve upon your drawing and painting skills. She encourages her students to discover the freedom of intuitive painting and go beyond illustration and create paintings worthy of exhibition.



Workshop Registrations Online Only

Registration will open on the WSO website on **December 7, 2016 at 8 am** for Active Members, first come first served. If it is not filled, we will open it to Subscriber Members and WFWS on **January 7, 2017**. There will be high demand for this workshop, so register early!

Cost will be \$390 for members (Active & Subscriber), \$450 for non-members. **There will be no refunds after February 25, 2017.**

Visit www.watercolorsofforegon.com/McGuire-Registration/ to register.

Twenty-four students will explore the interplay between the figurative subject(s) and their background. They will learn to discover natural design in reference materials and cropping impact. Other facets of the workshop include pigment maintenance, using a higher ratio of pigment to water, intentional and spontaneous marks, and use of titanium white. The freedom to change one's mind will be our guiding motto.

Each day begins with a demo pertaining to the day's project, such as; exploring eyes and faces in an unconventional way; focusing on a single figure with an obscure background; and intertwining a group of people with their background elements. Students receive plenty of personal attention and painting time.

Join us for Jeannie McGuire's five-day workshop, **March 27-31, 2017**, two weeks before the Convention. This earlier time will allow Ms. McGuire to jury the awards in time for printing of the WFWS Catalog.



Pour It On - continued from front page



To make reservations, you must call the hotel directly at: 1-800-937-6660 before Monday, March 20, 2017. Room rate is for single or double occupancy; additional guests may be added for \$20.00 per person. Check in begins at 4 pm, check out by 12 pm. There is complimentary self-parking, and wireless internet is available. Reserve early to ensure availability! Reservation Code: WSO

The weekend will commence with the WSO Board meeting, Friday, April 6 at 9 am. WFWS Delegate meetings will also be happening Friday morning.

Instead of beginning with a

Meet & Greet, we'll get right to the main event, with an Awards Reception for the WFWS Exhibition on Friday evening from 5:00 to 6:00 pm at the JSMA. Both shows will be on view and open to the public from 6:00 to 8:00 pm. Afterward, you may want to join one of the self-hosted dining groups at various restaurants around Eugene or dine on your own. Picture yourself there, receiving your award!

Saturday will be devoted to convention activities including a juror critique, trade show, and several large capacity lectures and demonstrations. We want to showcase as many of our talented artists as possible to our out-of-town visitors and give you a chance to share your art. We've tried to bring back some of our most popular activities from past conventions and added a few new ones. Registration will open on **February 15, 2017**. Look for complete details in the February issue of the *Watermark* which should be online about February 1.

(continued on next page)



The Eugene Hilton Hotel - headquarters for the Spring Convention

Here's what you can look forward to:

Morning Sessions

"Stronger Design: Before and After," Linda Rothchild-Ollis



Linda's experience creating strong design has caught jurors' attention for years. She received WSO's Best of Show in 2016 and the David Gale Memorial Award at WFWS40 among numerous other awards. Linda will share design solutions for strengthening your painting in an interactive critique. Unlimited artists may audit; those wishing to participate will be chosen by lottery.

"Marbling to Masterpiece: Creating Patterns that Transform Paintings," Liz Walker and Rene Eisenbart



Liz Walker Rene Eisenbart

Liz and Rene have found recognizable ways to use marbling in their work, while retaining their individual style. Learn how the repetition of pattern can add interest and ambiguity to your work. You won't want to miss this demonstration of marbling and how to incorporate this technique into a finished painting. Liz and Rene are both Signature Members of NWS who

enjoy teaching their water media and collage techniques.

"Supplies for Art Aren't Always Art Supplies Demo," Geoff McCormack



Geoff has experimented with many materials and techniques to find the right combination of unusual tools and traditional art supplies that help him achieve the visual effects he wants to see in his work. Come watch as he demonstrates some of his techniques for achieving richly saturated backgrounds with watercolors and liquid acrylics.


"Artist Trading Post," Helen Brown



At this convention, you can take part in a conceptual art project initiated in 1997 by a Swiss artist named M. Vanci Stirnemann. He called it a Collaborative Cultural Performance. What is it? Artist Trading Cards-ATCs are 2 1/2 by 3 1/2 inches in size, the same format as modern trading cards (like baseball cards). So come and paint a little ATC or bring one to trade with other artists. We'll have paint, paper, and a few brushes for your use or bring your own supplies.

"Juror Critique" Jeannie McGuire

It seems everyone always wants to attend both critiques, so we've simplified it this time by combining the two sessions into one. You can submit your work as a participant or just watch as an auditor. Jeannie McGuire will do her best to give helpful feedback on the pre-submitted work. This is a great way to learn how to refine your paintings.



Afternoon Sessions:

"You Be the Judge," Dyanne Locati

How do you feel when your painting is rejected from a big show? In this session it is your turn to be the one to select the show. Why does one painting stand out? How does my artwork compare? How did that painting get into the show? These questions and more will be presented and analyzed. Your chances of acceptance will improve by attending this informative session.

"Taste of Oregon Paint-Out," Leslie Cheney-Parr, Susan Spears & Harold Walkup

Three experienced plein air artists will be demonstrating at the picturesque 5th Street Market, within 2 blocks of the Eugene Hilton. You'll enjoy seeing each painter's different approach. You can paint alongside them and share your creations with the group. The market is equipped with restrooms, food, lots of covered nooks to keep you dry, and colorful views to inspire.

"Three Artists, Three Approaches, One Figure," Deborah Marble, Chris Stubbs & Peggy Stermer-Cox moderated by LaVonne Tarbox-Crone

Have you always wanted to paint figures but not sure where to start? Watch three artists demonstrate three different approaches to painting the same figure. Each artist has a unique point of view, process, and method. Let your imagination be sparked! Come see these three fine artists in action.

"Drawing: Not Just the Bones of a Painting," Kathy Tiger

Join Kathy to see some of the ways she uses drawing in her contemporary figurative paintings. Artists will get a chance to practice their drawing skills along with Kathy through exercises and demos dealing with the importance of negative space, line work and eraser skills, and color.



View of downtown Eugene from Skinner Butte, Eugene Hilton in foreground

"Exploring Eugene" Non-Painter Activity, Patrice Cameron

Yes, springtime in Eugene is beautiful, but it's also interesting, and delicious!

Those interested in fresh air and nature at it's greenest, may enjoy an adventure at the Cascade Raptor Center. Walk along hillside



trails and view birds on exhibit in large outdoor aviaries.

Perhaps your preference is to admire acres of vineyard beauty at



tableside. King Estate Winery offers memorable gourmet lunches. For those with smaller appetites: wine, cheese, and desserts are served all day.

After a full day of breakout sessions we will come together at the Hilton for a Social Hour from

5:00 to 6:00 pm and the Gala celebration and WSO Awards Banquet from 6:00 to 10:00 pm.

Sunday morning from 9:00 to 11:00 am Jeannie McGuire will present a lecture and demonstration at the Hilton. The earlier demonstration time will allow our Delegates and out-of-town guests to catch the event before they depart. The WSO Business Meeting (complete with door prizes) will take place at 1:00 pm.

Finally, on Monday April 10 we will offer an optional Day-Trip to the beautiful Oregon Coast for interested guests. A bus will depart Eugene to visit the coastal port of Florence, Oregon. Visitors will enjoy seeing the beach and dunes, as well as waterfront shops, restaurants, and art.

Our shows will close on Tuesday, June 20, 2017. Artists may pick up hand-delivered paintings on July 11. Further details will be forthcoming.

Please help us celebrate the hours of planning and organization it has taken to produce this amazing show and convention! Enter your best work! Plan to attend. We can't wait to show you off as one of the best watercolor groups in the country.

Join us as we "Pour It On!"



GETTING READY FOR THE 2017 SPRING WFWS/WSO EXHIBITIONS

Framing Requirements

By Margaret Godfrey

In the February *Watermark*, you will find a detailed article outlining all the fabulous events that will be happening at the 2017 Spring WSO/WFWS Convention and Exhibitions. We are so pleased with the wide selection of sessions that will show off the great talents of our WSO members. A big Thank You goes to Mary Burgess for her organization of these opportunities. You will also want to look at the information on the Workshop with Jeannie McGuire. This talented artist will enliven your imagination in creating art.

Please have fun watching the wonderful video created for the WFWS Exhibit/WSO Convention by Linda Rothchild Ollis. <https://www.youtube.com/watch?v=u11G8WM23qE&app=desktop> or go to YouTube and type in "first time in Oregon." It will certainly motivate people to come to Eugene.

By the time you read this, you will have submitted your entries for both the WSO and WFWS Exhibitions. When you receive your acceptance notification, if you are so fortunate, be sure to read carefully the framing requirements. WSO exhibited work will be framed in **Nielsen profile 93 in Matte Black**. WFWS paintings will be framed by the Jordan Schnitzer Museum of Art and limited to 6 different frame sizes.

Ruth and Margaret are really impressed by the efforts and enthusiasm of the "dream team" committee members. Note the following dates for future meetings: January 29, 2017 at Ruth Armitage's home and February 18, 2017 at the Jordan Schnitzer Museum of

(continued on next page)

Art. This is also the date for hand delivered paintings to arrive at JSMA.

We know you all will want to take part in this big event, so please say yes when the phone rings or the email arrives asking you to participate as a volunteer. Or you can email Ruth or Margaret at and ask "how can I help?"

IMPORTANT

WSO Framing Requirement for the 2017 Spring Show ONLY

For the WSO 2017 Spring Show, **Eugene ONLY**, the following frame type must be used:

Nielson Metal Frame **Profile #93 in** **matte black (finish #21)**

The following retailers offer this frame:

Web Picture Frames **Eugene – 541-343-0641**

* Telephone or walk-in orders only
Delivery available

Aaron Brothers **Lake Oswego – 503-636-3668**

* Telephone or walk-in orders only
See Stuart for questions

Please feel free to use other framing outlets, but the frame type listed above MUST be used for this show only.

Reminder:

The due date for the WSO 2017 Spring Experimental Exhibition is **November 1, 2016.**

Please feel free to use other framing outlets, but the frame type listed above MUST be used for this show only.

INTRODUCING NEW MEMBERS FOR 2016



By Liz Walker

As the new New Member Chair, I am pleased to report that we have completed the application

and jurying process for New Members for the class of 2016 and now have 33 New WSO Active Members.

They come to us from many areas where they have been active and involved in the art scene. Each artist brings fresh talent to WSO, and many have taught and exhibited their watercolor skills.

I am very happy to introduce them to you! The New Member Gallery for 2016 located on the WSO website includes an image from each of these New Members. We will have a slide presentation during the New Member Orientation at the 2017 Spring Convention in Eugene.

It is very important that we make sure they become involved, help them get connected, and encourage them to submit entries to our shows. You can be certain that some on this list will be in the 2017 Spring Show.

Included with the November *Watermark* is a list of the New Members and their contact information by area. Please invite them to a critique, to coffee, to your studio, or to visit your favorite gallery. We now have a Mentoring Program for New WSO Members who request this help. Please let me know if you are willing to serve as a mentor for a New Member. They need not live in your area, as most of this contact will be via email or phone. We want to be sure that they feel welcome and become a vital part of this Society.

Liz Walker, New Member Chair

Adamson, Jean	Coos Bay
Adcock, Mark	Canby
Brooks Anderson, Patricia	Florence
Carboni, Steve	Hillsboro
DeLaquil, Sheila	Gresham
Delgado, Evelyn	Portland
Ikegami, Sandee	Gresham
Jacke, Anna	McMinnville
Lapin, Philip	Boring
Lehman, Moya	Portland
Lind, Norma	Hillsboro
Livoni, Lisa	Eugene
MacDonald, Arlene	Eugene
McDonnell, LaVerne	Salem
McElheran, Diana	Maupin
Meriwether, Kirsten	Medford
Mohney, Judith Kay	Stayton
Mooney, Kristie	Oregon City
Mullin, Tom	Eugene
Pari-Mueller, JoAnn	Banks
Reeves, Hazel	Bend
Schilling, Elizabeth	Gresham
Stevens-Newcomb, Barbara	Eugene
Swanson, Sandra M	Gresham
Taylor, Nancy	Portland
Tilton, Caryn	Welches
Van Horn, William	Beaverton
Welch, Mary	Beaverton
Wheeler, Susan	Newberg
White, Dona	Portland
Wilkins, Faye	Eugene
Williams, Jerry	Eugene
Wilson, Charlene	Florence

A separate list of the above new members complete with contact information was enclosed in the envelope with your Watermark. You are encouraged to contact new members in your area and welcome them to WSO.



KUDOS



By Sarah Bouwsma

Watercolor West: Robbie Laird, the juror for Watercolor West's 48th International Exhibition in

Brea, CA, has accepted Leslie Cheney Parr's painting *January Light at Keller*, Geoff McCormack's *Learning to Walk in My Own Shadow 9.01*, and Kris Preslan's *The Smokers* for this exciting show.

Leslie was awarded the "Colors of Nature" Award, and Geoff received the Merchandise Award. The Brea Civic Center Gallery will host the exhibit from October 15 to December 2016.

National Watercolor Society: NWS Accepted artists: LaVonne Tarbox-Crone with *Kimono II* and Chris Stubbs with *Chronicles of Dementia*. The 96th Annual National Watercolor Society International Exhibition is October 22-December 18, 2016 in San Pedro, CA. LaVonne's painting received the \$500 Philadelphia Award. Chris Stubbs achieved Signature Status with her painting, the 4th in a series on "Chronicles of Dementia"—the story of her Dad's journey through dementia.

NWWS Waterworks: 14 WSO members were accepted into the Northwest Watercolor Society 2016 Waterworks Exhibition! The juror is Fealing Lin. The Exhibition is October 25-November 25, 2016 at Tsuga Fine Art & Custom Framing, 10101 Main Street, Bothell, WA.

California Watercolor Association: Included in CWA's 47th National Exhibition this year were Ruth Armitage with *Crucible*, Dyanne Locati with *Songs of Triumph*, Geoff McCormack with *Learning to Walk in My Own Shadow V7.0*, and Liz Walker with *Hanging Dress #1*. The juror was Donna Zagotta. The show will be January 14-February



Leslie Cheney Parr's "January Light at Keller"



"Learning to Walk in My Own Shadow" by Geoff McCormack

25, 2017 in Pleasanton, CA.

San Diego Watercolor Society: Geoff McCormack's painting *Learning to Walk in My Own Shadow V0.4* has won the Chuck McPherson Intuitive Award at the SDWS's 2016 36th International Exhibition. The Juror was Mark Mehaffey. The exhibit was in San Diego from October 2 to October 31.

Arizona Watercolor Association: Dyanne Locati's painting *Whispers in the Branches* was juried into the AWA Fall 2016 show. The juror was Robert Burrige. The show was from September 17 to October 15 in Scottsdale, AZ.

Contemporary Watercolorists of Arizona: Dyanne Locati had two paintings juried into the Contemporary Watercolorists of Arizona



"Chronicles of Dementia" by Chris Stubbs



Dyanne Locati's "Songs of Triumph"

2016 Fall Show. The juror was Joan Waters. The show is in November in Phoenix, AZ.

Washington County Plein Air 2016: Sandra Pearce's painting won the Best Urban Scene Award at the Washington County Plein Air, 2016 event. The juror was Eric Jacobsen.

Watercolour International III: Geoff McCormack was invited to show his painting, *The 2nd Death of Perecles' Dream* in Thessaloniki, Greece in October 2016.

If I missed listing your accomplishments, please do send me input before January 13, 2017 for the February issue of the *Watermark*.



VIDEO RENTAL PROGRAM



Mojdeh Bahar

By Mojdeh Bahar

The WSO website has the complete listing of WSO Video Library stock. Please check it out and let me know if there is anything you would like to add to the collection, and I will look into purchasing it for our library.

New additions to the library:

Birgit O'Connor

1 - White Flowers and Water Drops

2 - Atmospheric Landscapes part 1 & 2

3 - Within the Flower

Ron Ranson - Landscapes from Photograph

NEW CO-CHAIRS HEAD UP LOGO MERCHANDISE



By Diane York

It was great to see everyone at the 2016 Fall Convention in Oregon City. When we come together to share

our creative nature it is always exciting and fun. Suzy Carroll and I were happy to visit with you at the Logo Table. We appreciate you showing your support for WSO; sales totaled \$620.00.

I am excited to welcome the new Logo Merchandise co-chairs Sharon Hansen and Nan Newell to the Logo Table. As I transition out of my position I will work with them to prepare for the 2017 Spring Convention in Eugene. I have enjoyed my time at the Table with all of you, and I know they will enjoy getting to know all you as much as I have.

I also want to thank Suzy Carroll for all her hard work, support and laughs; it has been great fun having her as my partner at the Logo Table.

The Spring Convention in Eugene promises to be a big event and additional volunteers at the Logo Table will be needed. If you are interested in helping, please contact me.

Ever wish you had....

Creative Catalyst now offers downloads of all its fine art workshops and is currently adding titles from other production companies.

Now, be inspired in minutes by excellent teachers and expand your creative options.

It's easy.

It's permanent.

It's immediate!

www.CCPVideos.com

Now you do

immediate inspiration?

Rene Eisenbart - Marbling Magic

COMING SOON:

Francesco Fontana - Watercolor the Italian Way

Paul Jackson - Our Fall 2017 Juror

Renting is easy:

Look on our WSO website for the most updated list. Please note VHS and DVD formats. Email me with the Artist and the Title to check for availability. I will get back to you within a couple of days.

1 rental = \$7.00 (includes S&H one way)

2 rentals = \$10.00 (if rented at the

EMERALD ART CENTER

Water Color Workshops



Linda Aman
Mar 11-12


Going Green

Learning to create luscious and luminous greens

Dale Kurtz
Mar 16-18

Textures, Values and Color.

Learn the art of lovely landscape vegetation



Bev Jozwiak
Apr 27-29

Painting Life With Life

Energy, Clarity and Excitement

Invite a friend SAVE 20%

Emerald Art Center

500 Main Street

Springfield, OR 97477

541 726-8595

www.emeraldartcenter.org



same time, includes S&H one way)
All Rentals are for the duration of 2 weeks.

FREE DVD RENTALS – Send a check for \$3.50 to cover S&H for 1 item only. Otherwise we as an organization will be losing money for every free voucher. Thank you for your support.

We still have quite a few VHS tapes. Please consider donating instructional DVDs to the library; not only does it help the library to grow, but it also allows other artists to utilize your collection. You might be replacing a VHS tape as well and saving WSO some money!

How to earn Free rentals:

- Volunteering for WSO = 4 free rentals per year.
- Volunteering at our conventions = 2 free rentals.
- **Donating a DVD to the library = 1 free rental and you will always rent your donated DVD for free.**
- Joining a WSO critique group = 1 free rental per year.

Mojdeh Bahar
WSO Video Librarian



UPCOMING



Featured Artists

Join us at
our Artists'
Receptions
second Sunday
of each month
2-4 pm.

- Kathryn Delany
November 2016
- Holiday Show & Sale
December 2016
- Lisa Griffen
January 2017

See our website for details
www.villagegalleryarts.org

12505 NW Cornell Road (next to the Cedar Mill Library) • Portland, Oregon 97229

503-644-8001



EXPERIENCE ART! with René Eisenbart

TRIPS for 2017

- **Kauai Retreat**
Feb 3-15
- **Croatia Workshop**
Workshop May 3-13
Art Camp May 14-24

CLASSES At Rene's

- **Portrait Painting**
10am-3pm / \$60 ea
Nov 10 & 30, Dec 7 & 14
- **Bird Painting**
10am-2pm / Nov 14 & 28 / \$50 ea

WORKSHOP Emerald Arts C.

- **Marbling & Collage**
9am-4pm / \$350
July 27, 28, 29 / 2017
- web rene-art.com
rene.art@gmail.com

Pacific NorthWest ART SCHOOL

On Beautiful Wildbey Island

IN 2017

MITCH ALBALA

Shape and Notan Composition • Mar 25-26
Wet-into-Wet Oil Techniques • Oct 28-29

CHRISTINE CAMILLERI

Let's Boss Around Color • Jun 12-13
Composition Can be Fun! • Jun 14-15

JO TOYE

Abstract Explorations • Jul 17-20

LIAN ZHEN

New & Exciting Watercolor Techniques • Jul 18-20

JOYCE HICKS

Watercolor Workshop • Jul 24-28

JAN SITTS

Color, Texture, Feeling • Aug 7-10

MIRA WHITE

Stunning Abstracts with Soft Pastels • Aug 14-17

STERLING EDWARDS

Watercolors from A to Z • Aug 21-25

DAVID KESSLER

Faster, Looser Abstract Painting • Sep 11-14

JENNIFER EVENHUS

Pump Up Your Pastels • Sep 15-17

BRIAN DAVIS

The Essence of Light Oil Painting • Sep 25-29

SOON WARREN

Vibrant Watercolor Painting • Oct 9-12

www.PacificNorthWestArtSchool.org
15 NW Birch St • Coupeville WA 98239

866.678.3396

Art in the Mountains

"Premier Destination Workshops!"



Karlyn Holman

-S.America Cruise*Apr 25 - May 15, 2017
12 ports * Santiago, Chile - San Francisco
Mary Whyte

- New Orleans, LA * Mar 6 - 8, 2017
- Laguna Beach * Jul 11 - 13, 2017

Alvaro Castagnet

- San Francisco, CA * Mar 25 - 27, 2017
& Mar 29 - 31, 2017

Richard McKinley

- Bend, OR * Jul 31 - Aug 4, 2017

Herman Pekel

- Bend, OR * Aug 7-11 oil * Aug 14-18 wc

Fabio Cembranelli

- Bend, OR * Aug 21 - 25, 2017

Jane Davies

- Bend, OR * Aug 28 - Sept 1, 2017

David Taylor

- Monterey, CA * Sept 11 - 15, 2017

Charles Reid

- Charleston, SC * Oct 16 - 20, 2017
& Oct 23 - 27, 2017

**YOU CAN NOW REGISTER AND
PAY YOUR WORKSHOP
DEPOSIT ON OUR WEBSITE.**

503-930-4572

Come visit us today at:
www.artinthemountains.com
info@artinthemountains.com

ERIC WIEGARDT
AWS-DF, NWS
VISUAL PLEASURE FOR GENERATIONS

AWS Gold Medal of Honor

Specials Every Month on-line and
at Wiegardt Studio Gallery

School of Painting

"Wiegardt's Painterly Watercolors"
May 15-19, 2017. Long Beach, WA

KAUA'I WORKSHOP

Jan. 21-28, 2017 Info on:
www.ericwiegardt.com

Artists' Connection Membership Benefits

- Discounts on all products in the Watercolor Store
- Discount on School of Painting Workshops
- Tip of the Month Articles

There are more services such as Discussion Forum, Library, Personal Critiques. To learn more go to Eric's website.



ROSES

2017 Workshops

- 2/3-17, Scottsdale, AZ
- 2/20-23, Kent, WA
- 5/2-4, Snoqualmie, WA
- 6/5-9, Ephraim, UT

For more information on
Educational Materials and
School of Painting
Workshop schedule:

www.ericwiegardt.com

or call 360.665.5976

email:

watercolors@ericwiegardt.com

4 Reasons to Choose a Burridge Studio Workshop

1. Three Day Mentor

Imagine seven painters
intensely painting their own
series along with Bob.

2. Five Day Studio

Art studio refresher course,
this instructional ten student
class is tailored for new and
returning painters.

3. Three Day Private

One Painter - Just you and
Bob. Three days private studio
and painting time dedicated
to you alone.

4. Arroyo Grande California

Beaches, Wineries,
Golf Courses
Airport 10 minutes away



- Weekly BobBlast and ArtsyFartsy Newsletter - easy sign up for free inspirational ideas and demos.
- Online Store - Purchase Color Wheels, Books, DVDs and Charts
- Burridge Studio Apps on iTunes

**Burridge
Workshops
for Artists**
RobertBurridge.com



Ruth Armitage *Painting in Paradise*

a different kind of
travel workshop

Maui

November 6-10, 2017



Register Today!

Space Limited
to 12 artists

www.rutharmitage.com